



US00D536944S

(12) **United States Design Patent**  
**Tsai et al.**

(10) **Patent No.:** **US D536,944 S**

(45) **Date of Patent:** **\*\* Feb. 20, 2007**

(54) **ELECTRIC HANDTOOL**

(75) Inventors: **Kim Y. C. Tsai**, Taichung Hsien (TW);  
**Ju-Chien Chen**, Taichung (TW);  
**Fu-Tasi Wu**, Taichung County (TW);  
**Tung-Chin Kuo**, Taichung County  
(TW); **Hsiang-Po Huang**, Taichung  
County (TW)

(73) Assignee: **Mobiletron Electronics Co., Ltd.**,  
Taichung Hsien (TW)

(\*\*) Term: **14 Years**

(21) Appl. No.: **29/260,299**

(22) Filed: **May 24, 2006**

(51) **LOC (8) Cl.** ..... **08-05**

(52) **U.S. Cl.** ..... **D8/68**

(58) **Field of Classification Search** ..... 408/126,  
408/234, 241 R, 20, 124; 451/358; 310/50;  
227/8, 113, 114, 120, 130, 136, 142; D8/14.1,  
D8/61, 62, 63, 64, 65, 66, 67, 68, 69, 70;  
81/57.11, 429, 464, 465, 466, 469, 489; 173/13,  
173/104, 114, 168, 169, 170, 171, 178, 201,  
173/211, 213, 217

See application file for complete search history.

(56) **References Cited**

**U.S. PATENT DOCUMENTS**

D295,714 S	*	5/1988	Sasaki et al.	.....	D8/68
D315,855 S	*	4/1991	Fushiya et al.	.....	D8/68
D322,547 S	*	12/1991	Kmetz	.....	D8/68
D345,682 S	*	4/1994	Sasaki et al.	.....	D8/68
D392,863 S	*	3/1998	Sugimoto et al.	.....	D8/68
D404,276 S	*	1/1999	Ghode et al.	.....	D8/68
D411,947 S	*	7/1999	Sugimoto et al.	.....	D8/68
D462,594 S	*	9/2002	Flickinger	.....	D8/68
6,457,535 B1	*	10/2002	Tanaka	.....	173/178
D477,205 S	*	7/2003	Sakai et al.	.....	D8/68
D484,385 S	*	12/2003	Sakai et al.	.....	D8/68
6,679,406 B2	*	1/2004	Sakai et al.	.....	173/217
6,729,415 B1	*	5/2004	Huang	.....	173/170

D493,344 S	*	7/2004	Watson	.....	D8/68
D494,435 S	*	8/2004	Hayakawa et al.	.....	D8/68
D499,945 S	*	12/2004	Sugawara et al.	.....	D8/68
D503,879 S	*	4/2005	Watson	.....	D8/68
6,883,621 B1	*	4/2005	Lin	.....	173/171
D505,055 S	*	5/2005	Nagasaka et al.	.....	D8/68
6,905,052 B2	*	6/2005	Sakai et al.	.....	173/217
D508,642 S	*	8/2005	Kokawa et al.	.....	D8/68
D512,373 S	*	12/2005	Tsai et al.	.....	D13/108
D512,891 S	*	12/2005	Aglassinger	.....	D8/68
D515,375 S	*	2/2006	Tsang et al.	.....	D8/68
D519,808 S	*	5/2006	Otsuka et al.	.....	D8/68
D520,832 S	*	5/2006	Ozawa et al.	.....	D8/68
D520,834 S	*	5/2006	Furuta et al.	.....	D8/68
D524,136 S	*	7/2006	Taniguchi et al.	.....	D8/68
D525,100 S	*	7/2006	Huang et al.	.....	D8/68
2003/0159843 A1	*	8/2003	Sakai et al.	.....	173/217
2005/0121209 A1	*	6/2005	Shimizu et al.	.....	173/217
2005/0155778 A1	*	7/2005	Ishida et al.	.....	173/217
2006/0048959 A1	*	3/2006	Sakai et al.	.....	173/217
2006/0113100 A1	*	6/2006	Hsu et al.	.....	173/217

**FOREIGN PATENT DOCUMENTS**

GB 2106271 S \* 11/2001

\* cited by examiner

*Primary Examiner*—T. Chase Nelson

(74) *Attorney, Agent, or Firm*—Bacon & Thomas


(57) **CLAIM**

The ornamental design for an electric handtool, as shown.

**DESCRIPTION**

FIG. 1 shows a perspective view of the present design.  
FIG. 2 shows a right side elevational view of the present design.  
FIG. 3 shows a top plan view of the present design.  
FIG. 4 shows a front elevational view of the present design.  
FIG. 5 shows a bottom plan view of the present design.  
FIG. 6 shows a left side elevational view of the present design; and,  
FIG. 7 shows a rear elevational view of the present design.

**1 Claim, 7 Drawing Sheets**






FIG. 1

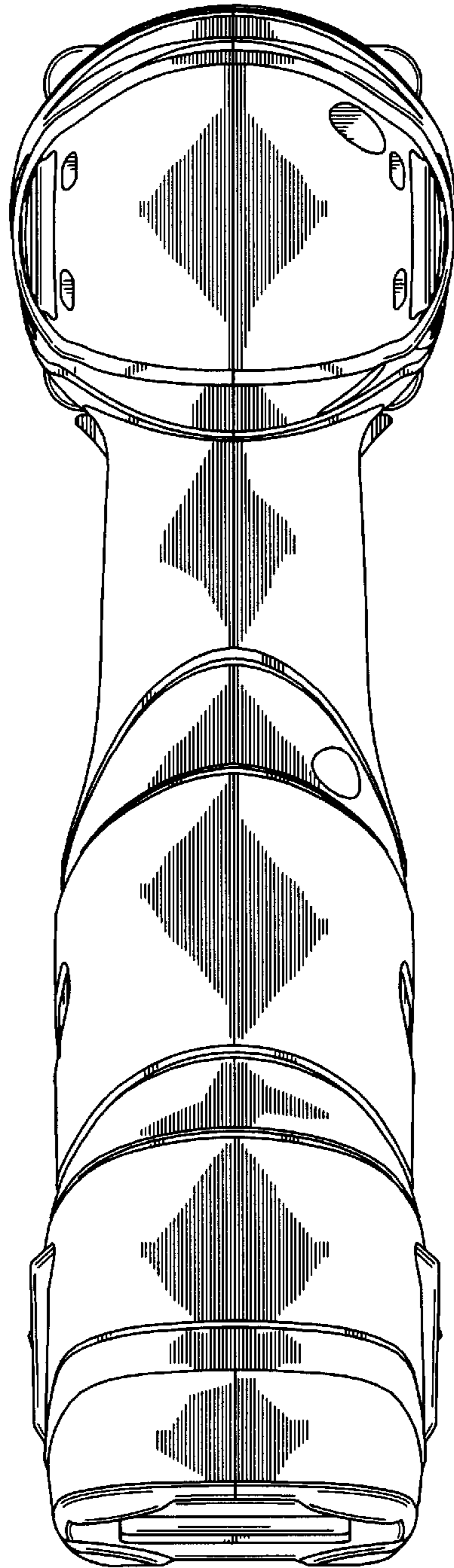


FIG. 2




FIG. 3

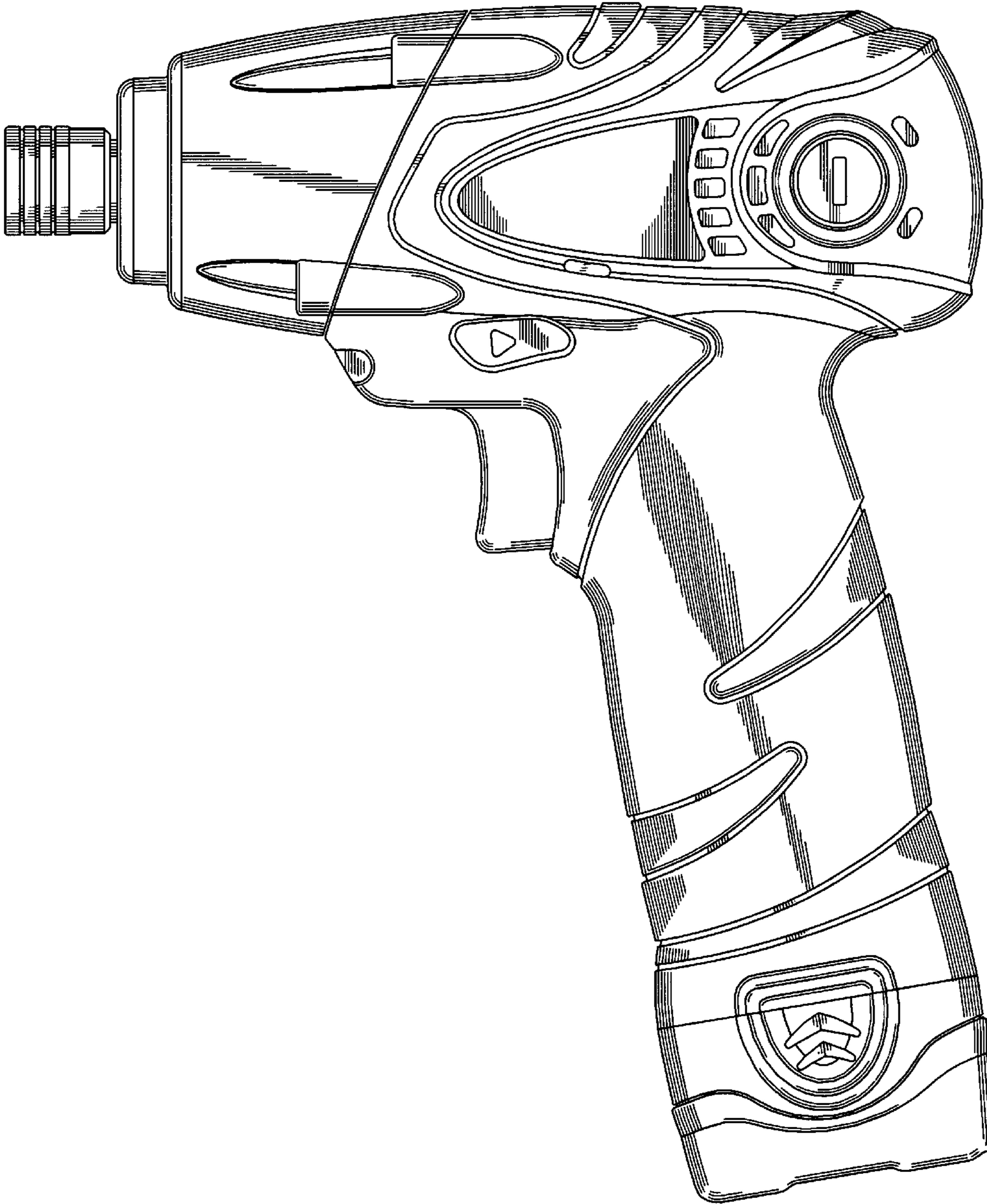


FIG. 4

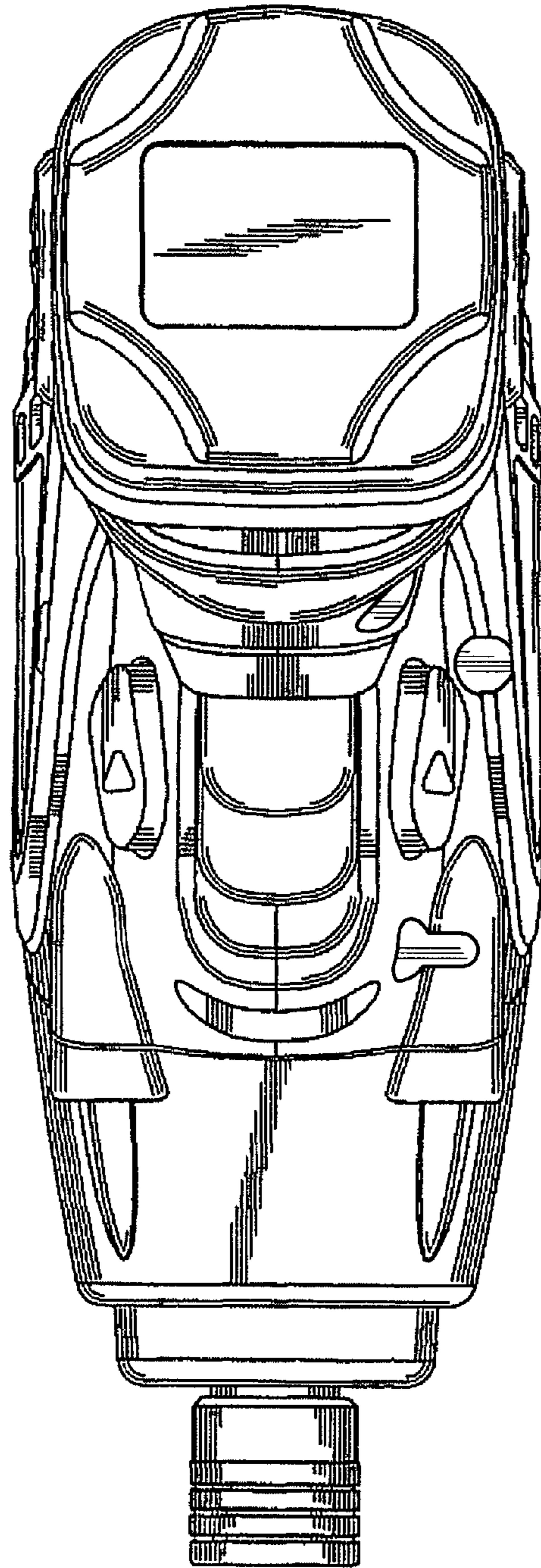


FIG. 5

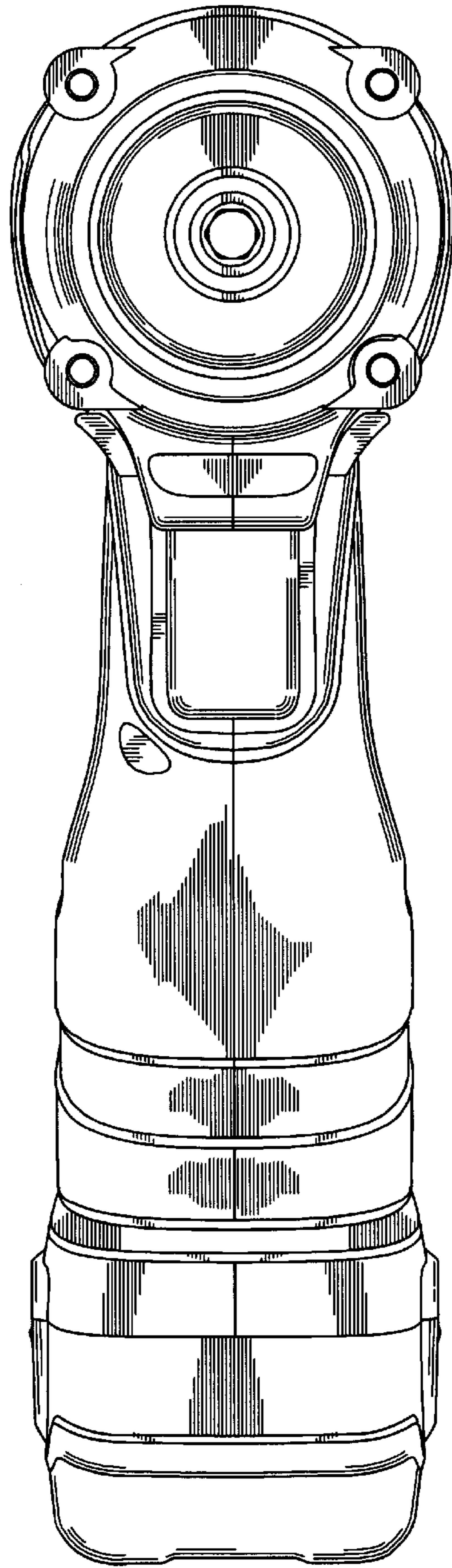


FIG. 6

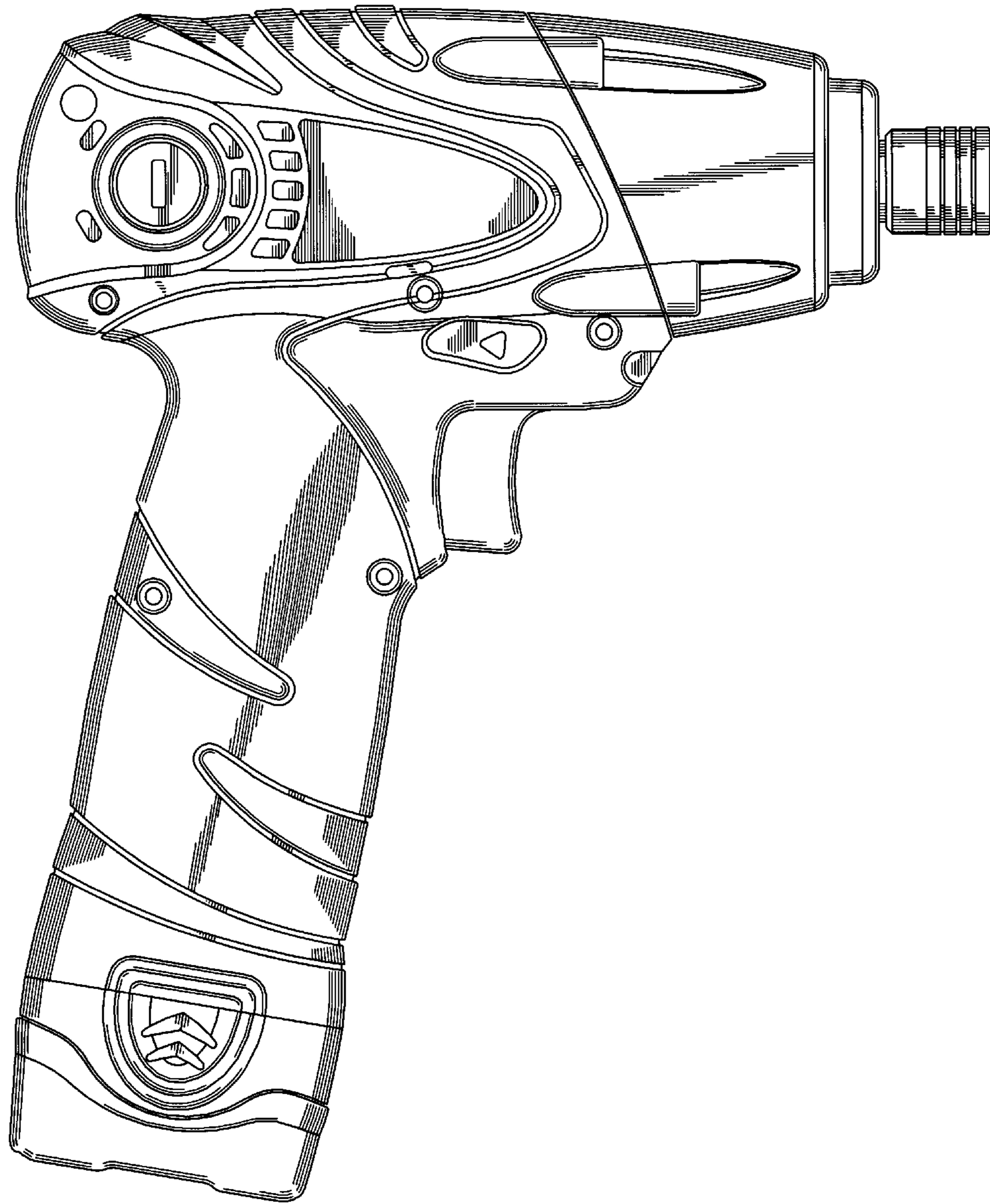


FIG. 7