



US00D536931S

(12) **United States Design Patent**
Spellman

(10) **Patent No.:** **US D536,931 S**

(45) **Date of Patent:** **** Feb. 20, 2007**

(54) **SALT SHAKER**

(75) **Inventor:** **Edward F. Spellman**, 39056 Arbor Ct.,
Grafton, OH (US) 44044

(73) **Assignee:** **Edward F. Spellman**, Grafton, OH
(US)

(**) **Term:** **14 Years**

(21) **Appl. No.:** **29/253,946**

(22) **Filed:** **Feb. 15, 2006**

(51) **LOC (8) Cl.** **07-04**

(52) **U.S. Cl.** **D7/594; D7/597; D9/600;**
D9/680; D9/905

(58) **Field of Classification Search** D7/590–599,
D7/679, 401.1; D22/116; D9/549, 559, 574,
D9/575, 905, 600, 680; 222/142.1–142.9,
222/452, 480–482; 241/168, 169.1, 285.3,
241/93

See application file for complete search history.

(56) **References Cited**

U.S. PATENT DOCUMENTS

726,291 A * 4/1903 Holmblad D22/116
942,138 A * 12/1909 Gebhardt 222/142.4
D112,062 S * 11/1938 Fuerst D7/597

D124,030 S * 12/1940 Hommer D7/597
D145,228 S * 7/1946 Schilz D7/597
2,694,512 A * 11/1954 Morris 222/501
2,743,851 A * 5/1956 Sellers 222/457.5
D183,920 S * 11/1958 Erstad D7/597
D306,267 S 2/1990 Stewart
D378,195 S 2/1997 Bird
D381,897 S * 8/1997 Matthiesen D9/680
D445,305 S 7/2001 Dutour
6,616,075 B1 * 9/2003 Millerd 241/168

* cited by examiner

Primary Examiner—Terry A. Wallace

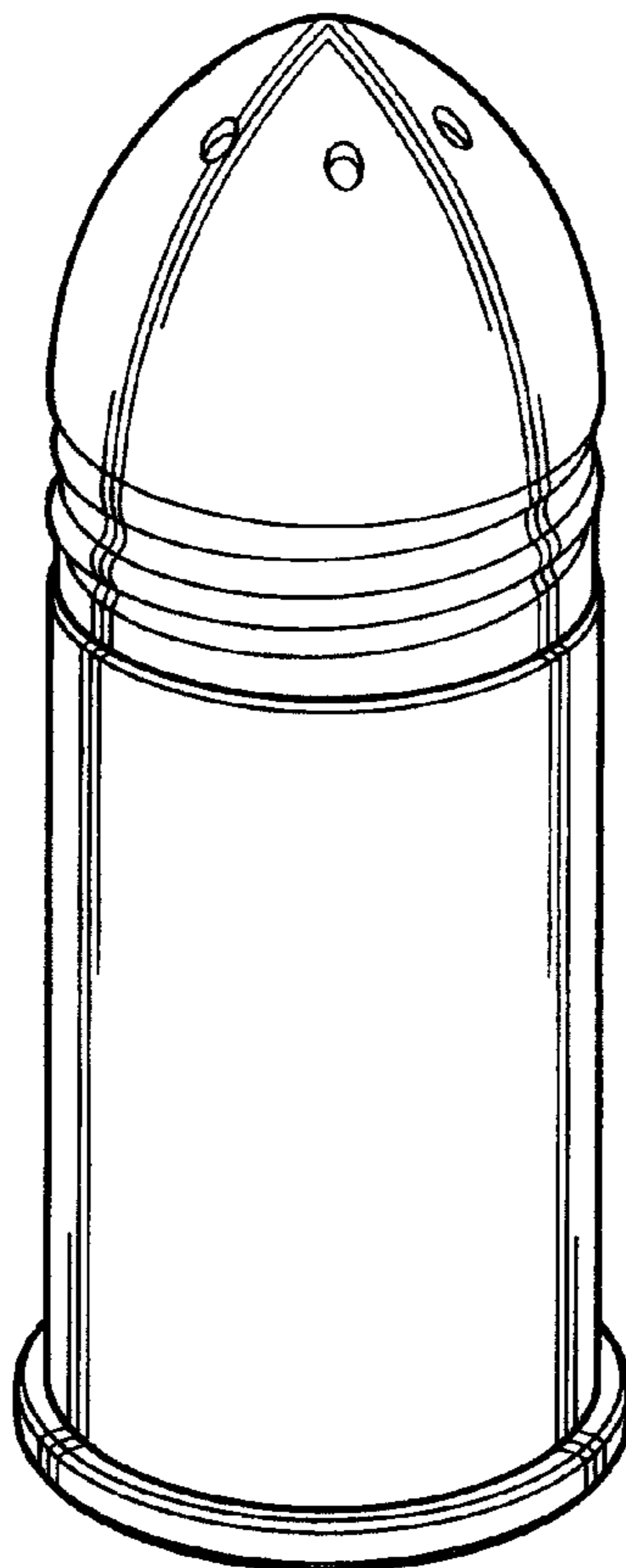
(57) **CLAIM**

The ornamental design for a salt shaker, as shown and described.

DESCRIPTION

FIG. 1 is a front perspective view of a salt shaker showing my new design,
FIG. 2 is a top plan view thereof,
FIG. 3 is a bottom plan view thereof,
FIG. 4 is a left side elevational view thereof,
FIG. 5 is a right side elevational view thereof,
FIG. 6 is a front elevational view thereof; and,
FIG. 7 is a rear elevational view thereof.

1 Claim, 3 Drawing Sheets



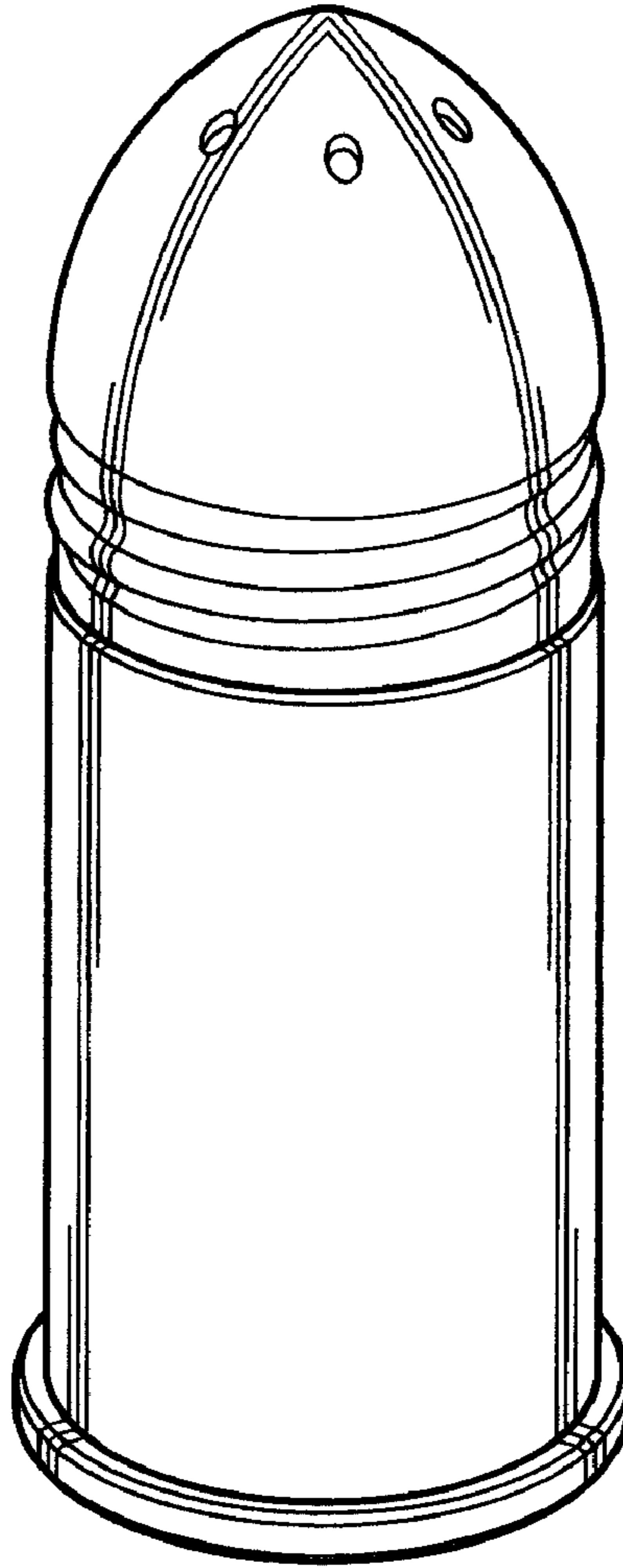


FIG. 1

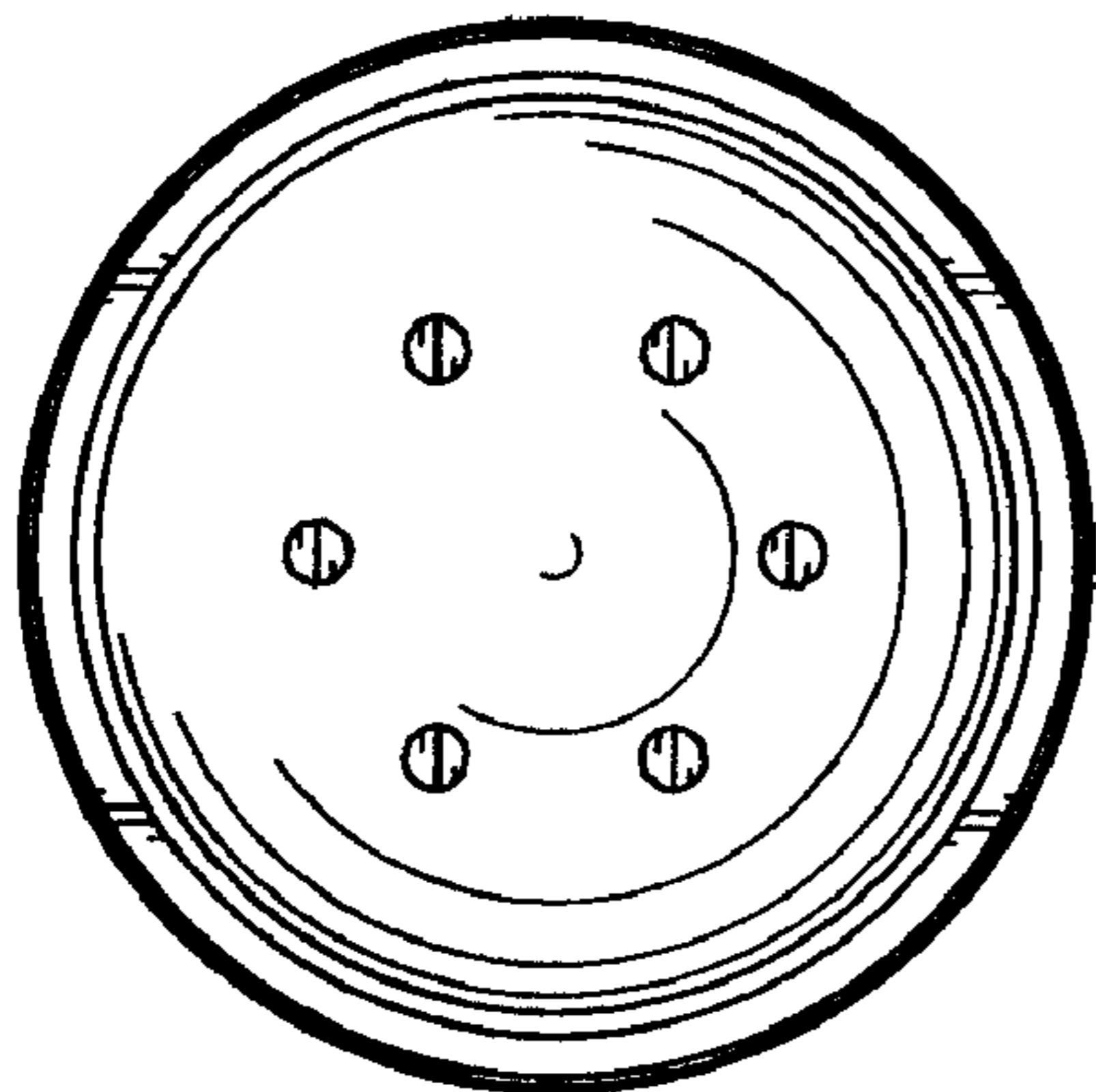


FIG. 2

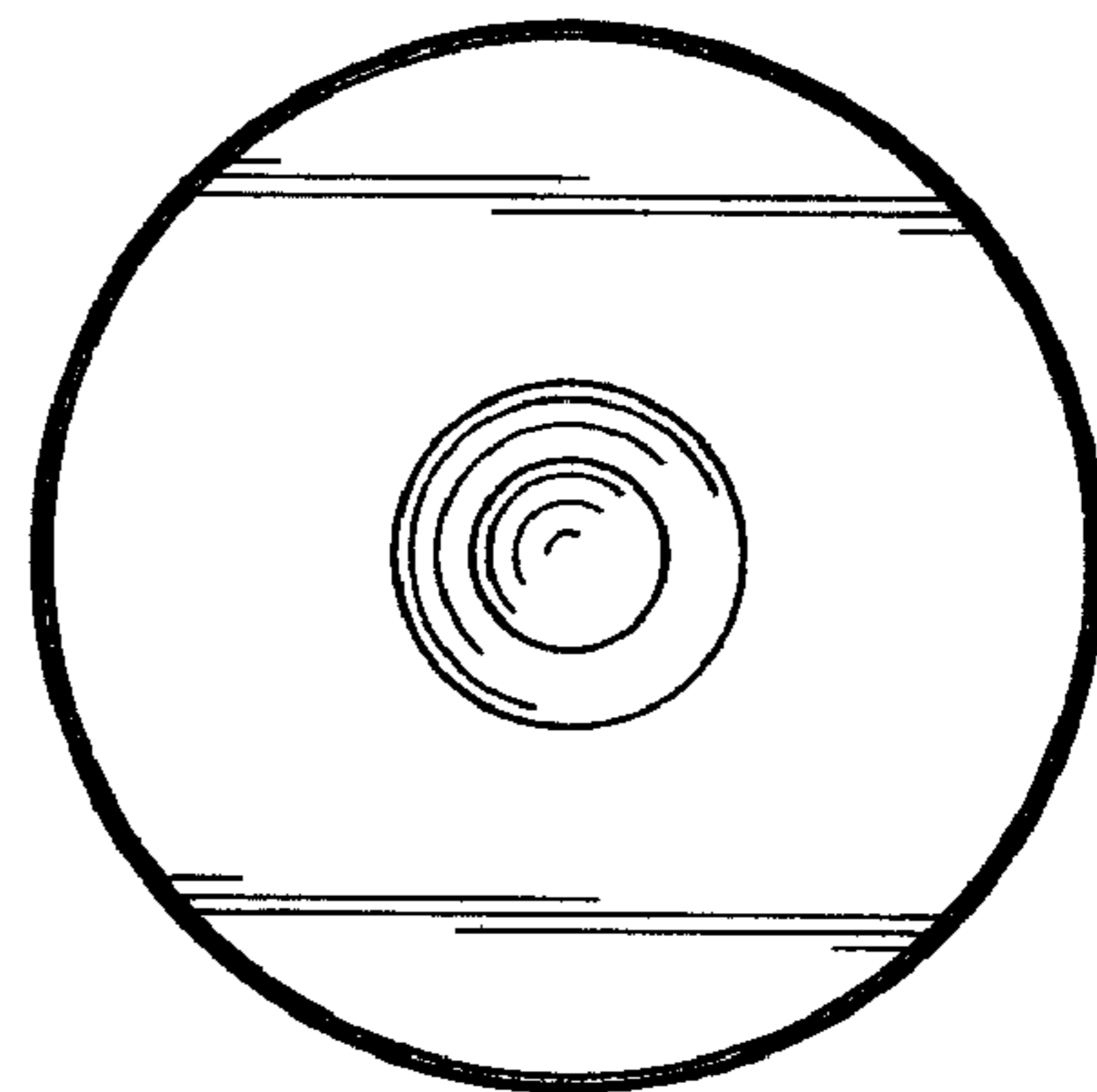


FIG. 3




FIG. 4




FIG. 5




FIG. 6




FIG. 7