

US00D536930S

(12) **United States Design Patent**
Li

(10) **Patent No.:** **US D536,930 S**

(45) **Date of Patent:** **** Feb. 20, 2007**

(54) **CONTAINER**

(76) **Inventor:** **Jack Li**, 28 Connaught Road West,
Hong Kong (HK)

(**) **Term:** **14 Years**

(21) **Appl. No.:** **29/216,059**

(22) **Filed:** **Oct. 29, 2004**

(51) **LOC (8) Cl.** **07-01**

(52) **U.S. Cl.** **D7/533; D7/509**

(58) **Field of Classification Search** D7/509,
D7/510, 511, 523, 533, 536; D9/503, 502,
D9/539, 530, 549, 689, 504, 446, 445; 220/212,
220/729, 705, 703, 708, 712, 711; 215/395,
215/388, 12.1

See application file for complete search history.

(56) **References Cited**

U.S. PATENT DOCUMENTS

D340,385 S	10/1993	Durand	D7/510
D398,815 S	* 9/1998	Hatsumoto et al.	D7/533
D406,011 S	* 2/1999	Hatsumoto et al.	D7/510
D418,013 S	* 12/1999	Fujii	D7/510
D420,254 S	* 2/2000	Park	D7/510
D426,109 S	* 6/2000	Freed	D7/533
D439,473 S	* 3/2001	Lin	D7/510
D442,829 S	* 5/2001	Trombly	D7/536
D447,005 S	* 8/2001	Trombly	D7/536
D452,878 S	* 1/2002	Candelora et al.	D19/43
D457,395 S	5/2002	Gluck	D7/509
D458,082 S	* 6/2002	Gluck	D7/510
D462,575 S	* 9/2002	Gluck	D7/510
D467,124 S	* 12/2002	Janky	D7/533
D479,671 S	* 9/2003	Gluck	D7/533
D480,919 S	* 10/2003	Bin	D7/533
D483,997 S	* 12/2003	Copeland	D7/536

D496,827 S	* 10/2004	Bodum	D7/533
D497,080 S	* 10/2004	Greenspon	D7/510
D499,609 S	* 12/2004	Bodum	D7/536
D511,653 S	* 11/2005	Oas	D7/507

OTHER PUBLICATIONS

Internet advertisement showing various Caliber mugs.

* cited by examiner

Primary Examiner—M. N. Pandozzi

(74) *Attorney, Agent, or Firm*—Greenblum & Bernstein,
P.L.C.

(57) **CLAIM**

I claim the ornamental design for a container, as shown and described.

DESCRIPTION

FIG. 1 is a front perspective view of a container showing my new design;

FIG. 2 is a front view of the design embodiment shown in FIG. 1;

FIG. 3 is a back view of the design embodiment shown in FIG. 1;

FIG. 4 is a right side view of the design embodiment shown in FIG. 1;


FIG. 5 is a left side view of the design embodiment shown in FIG. 1;

FIG. 6 is a top view of the design embodiment shown in FIG. 1; and,

FIG. 7 is a bottom view of the design embodiment shown in FIG. 1.

The subject matter shown in dashed lines, and any surfaces of the design not shown, including interior surfaces, form no part of the claimed invention.

1 Claim, 7 Drawing Sheets






FIG. 1

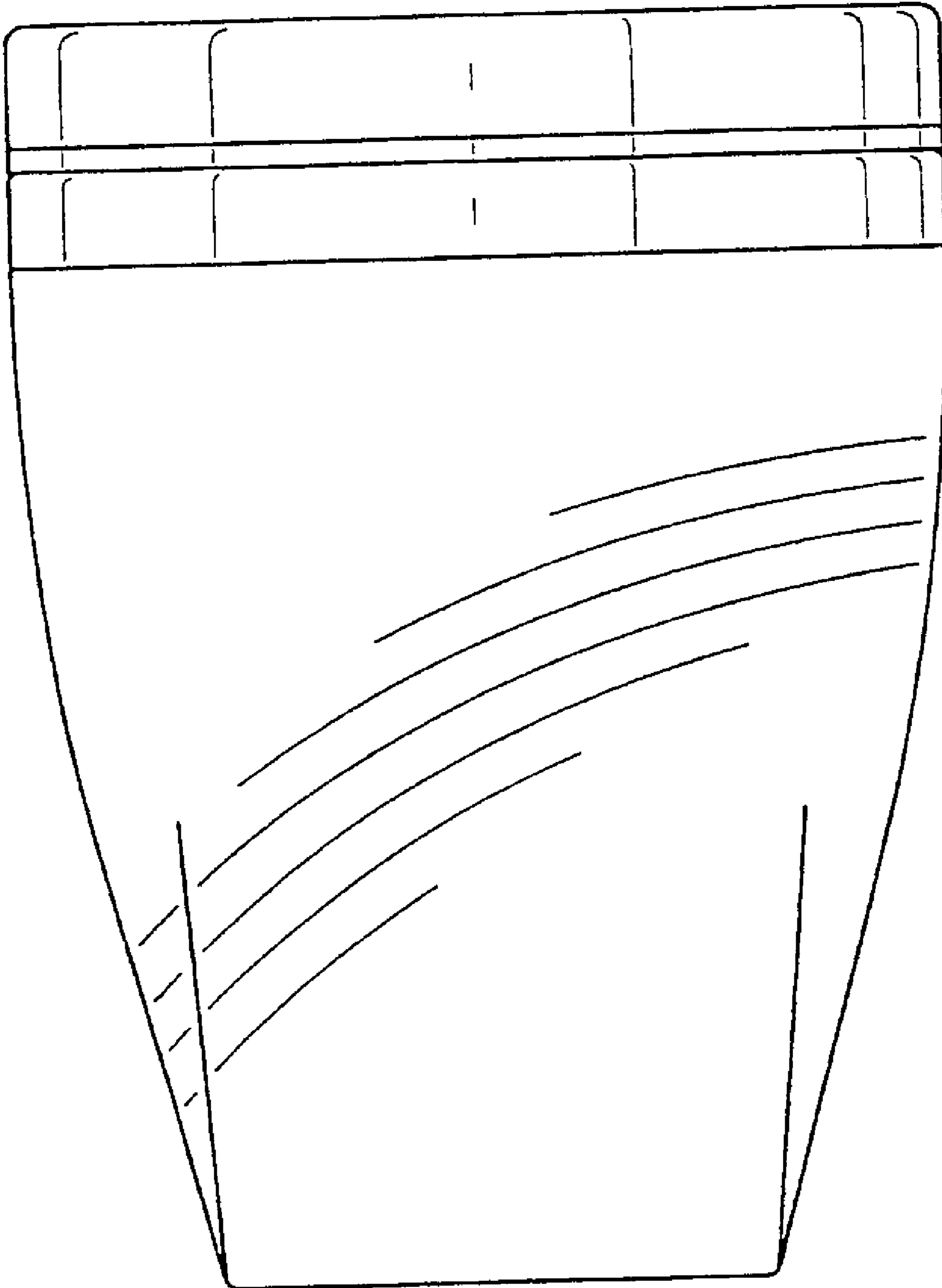


FIG. 2

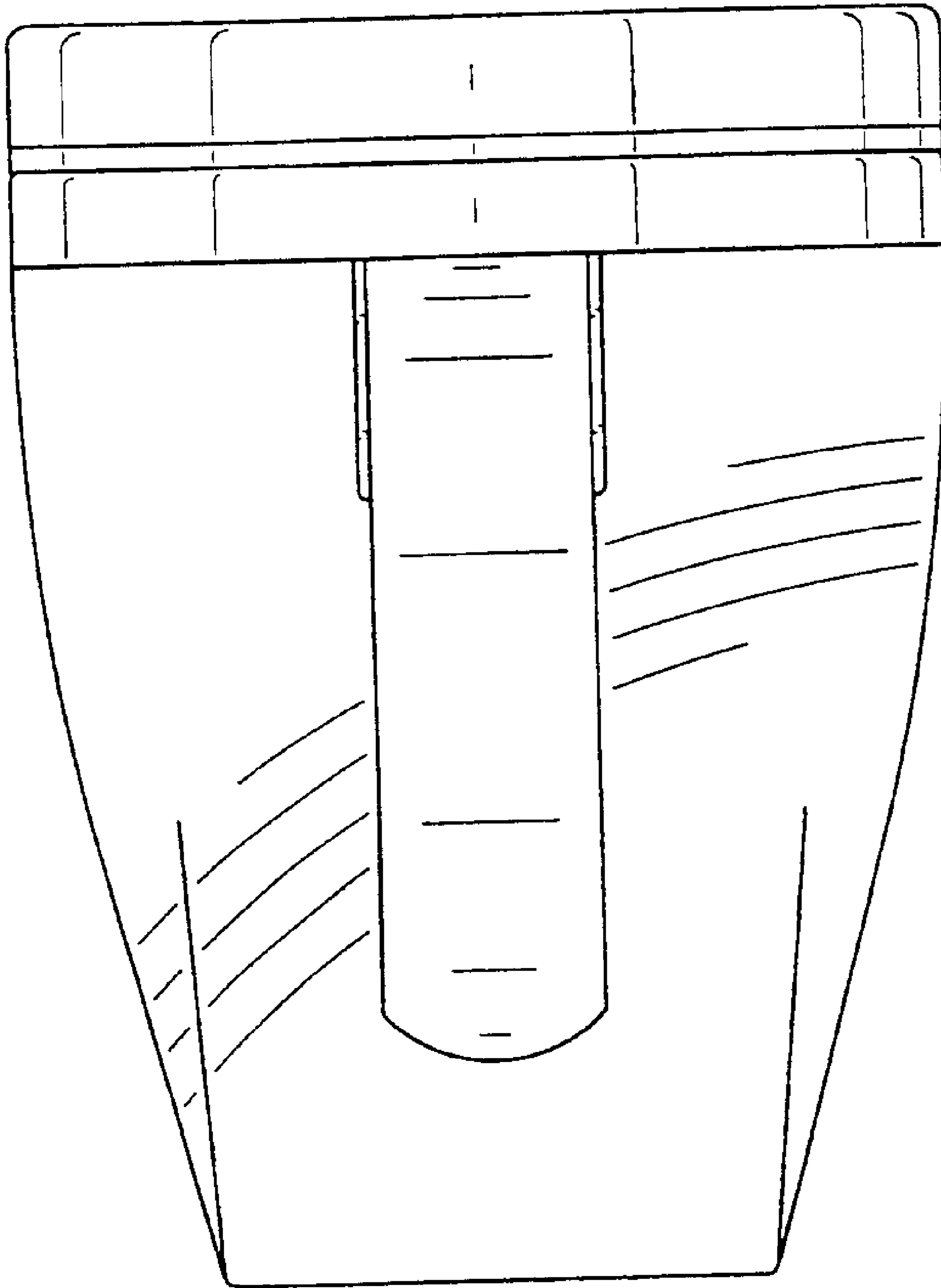


FIG. 3




FIG. 4




FIG. 5

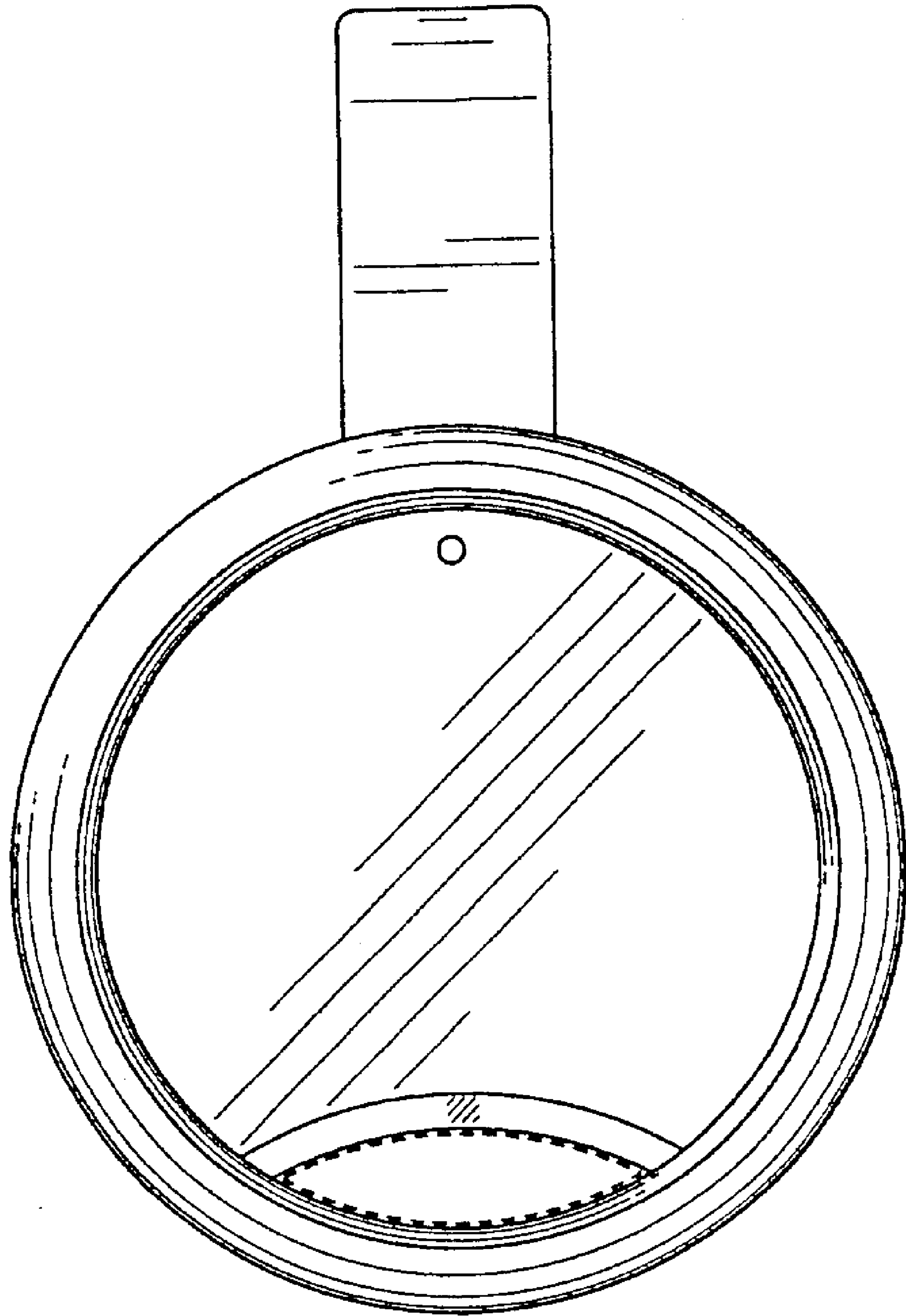


FIG. 6

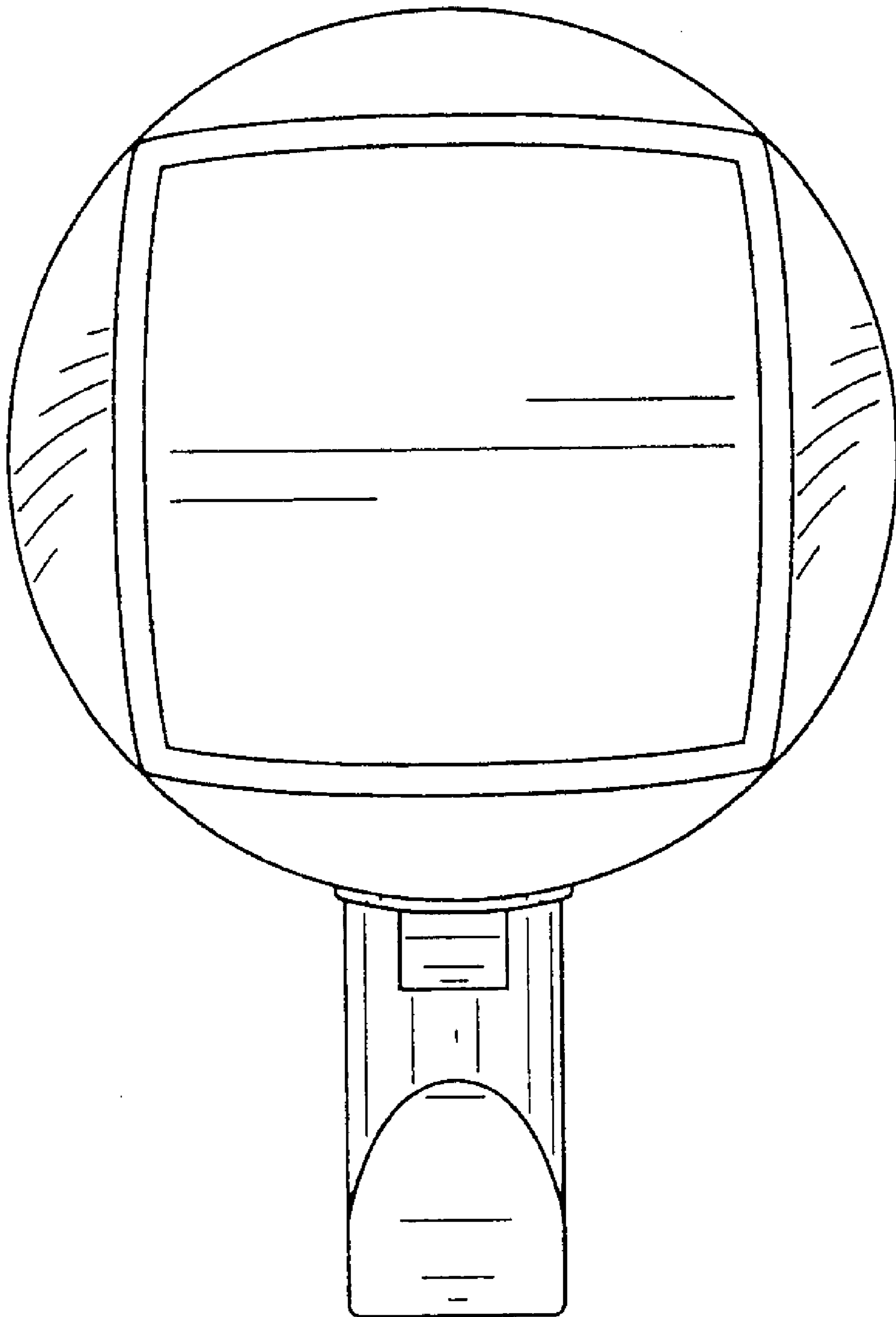


FIG. 7