



US00D536862S

(12) **United States Design Patent**
Matis et al.

(10) **Patent No.:** **US D536,862 S**

(45) **Date of Patent:** **** Feb. 20, 2007**

(54) **FOOTWEAR UPPER**

D476,796 S * 7/2003 Meza et al. D2/902
D491,344 S * 6/2004 Laska D2/969

(75) Inventors: **Clark A. Matis**, Charlotte, VT (US);
Tuan N. Le, Portland, OR (US)

OTHER PUBLICATIONS

(73) Assignee: **Wolverine World Wide, Inc.**,
Rockford, MI (US)

Merrell Fall 2005 Catalog, pp. 22, 23.
Merrell Spring 2005 Catalog, pp. 16, 23.

(**) Term: **14 Years**

* cited by examiner

(21) Appl. No.: **29/231,207**

Primary Examiner—Prabhakar Deshmukh
Assistant Examiner—Rashida C. McCoy
(74) *Attorney, Agent, or Firm*—Warner Norcross & Judd

(22) Filed: **Jun. 2, 2005**

(57) **CLAIM**

(51) **LOC (8) Cl.** **02-99**

The ornamental design for footwear upper, as shown and described.

(52) **U.S. Cl.** **D2/969**

(58) **Field of Classification Search** D2/969,
D2/896, 900–903, 906, 907; 35/3 A, 45,
35/113

DESCRIPTION

See application file for complete search history.

FIG. 1 is a perspective view of the footwear upper embodying the new design;
FIG. 2 is a top plan view thereof;
FIG. 3 is a right side view thereof;
FIG. 4 is a left side view thereof;
FIG. 5 is a front view thereof; and,
FIG. 6 is a rear view thereof.

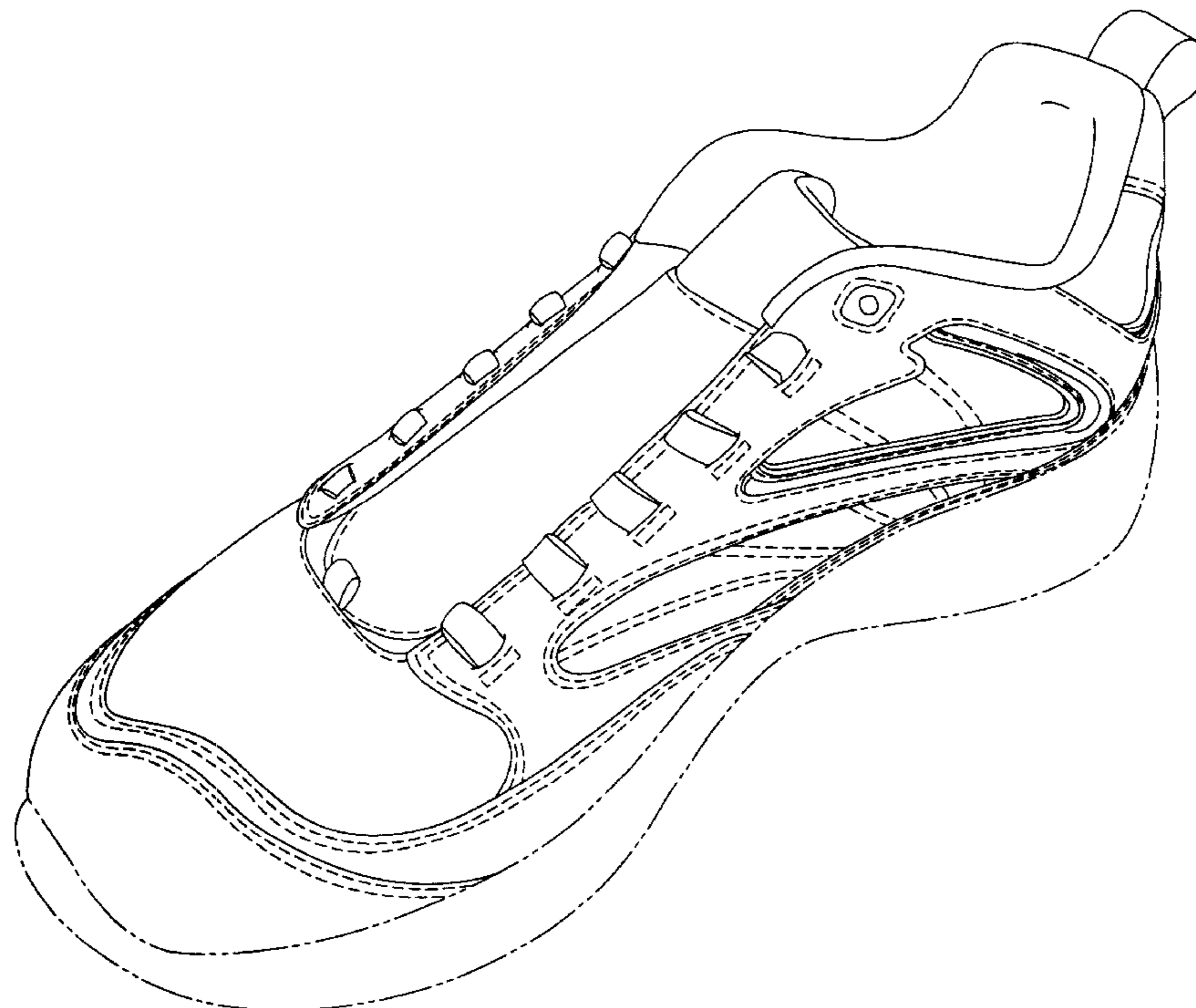
(56) **References Cited**

U.S. PATENT DOCUMENTS

- D223,329 S * 4/1972 Oshima D2/907
- D331,484 S * 12/1992 Feller D2/969
- D347,725 S * 6/1994 Brown et al. D2/969
- D356,884 S * 4/1995 Ho D2/902
- D418,669 S * 1/2000 Coyne D2/969
- D426,372 S * 6/2000 Price D2/908
- D438,698 S 3/2001 Matis et al.
- D447,617 S * 9/2001 Matis et al. D2/969
- D447,618 S * 9/2001 Matis et al. D2/969
- D447,620 S 9/2001 Matis et al.
- D448,150 S * 9/2001 Matis et al. D2/969

FIGS. 1–6 show features of an article of footwear in phantom lines. These features are shown for environmental purpose and do not form any part of the claimed design. Further, the phantom lines immediately adjacent the solid-line portions of the design form the boundary of the design, with the phantom lines forming no part of the claimed design.

1 Claim, 4 Drawing Sheets



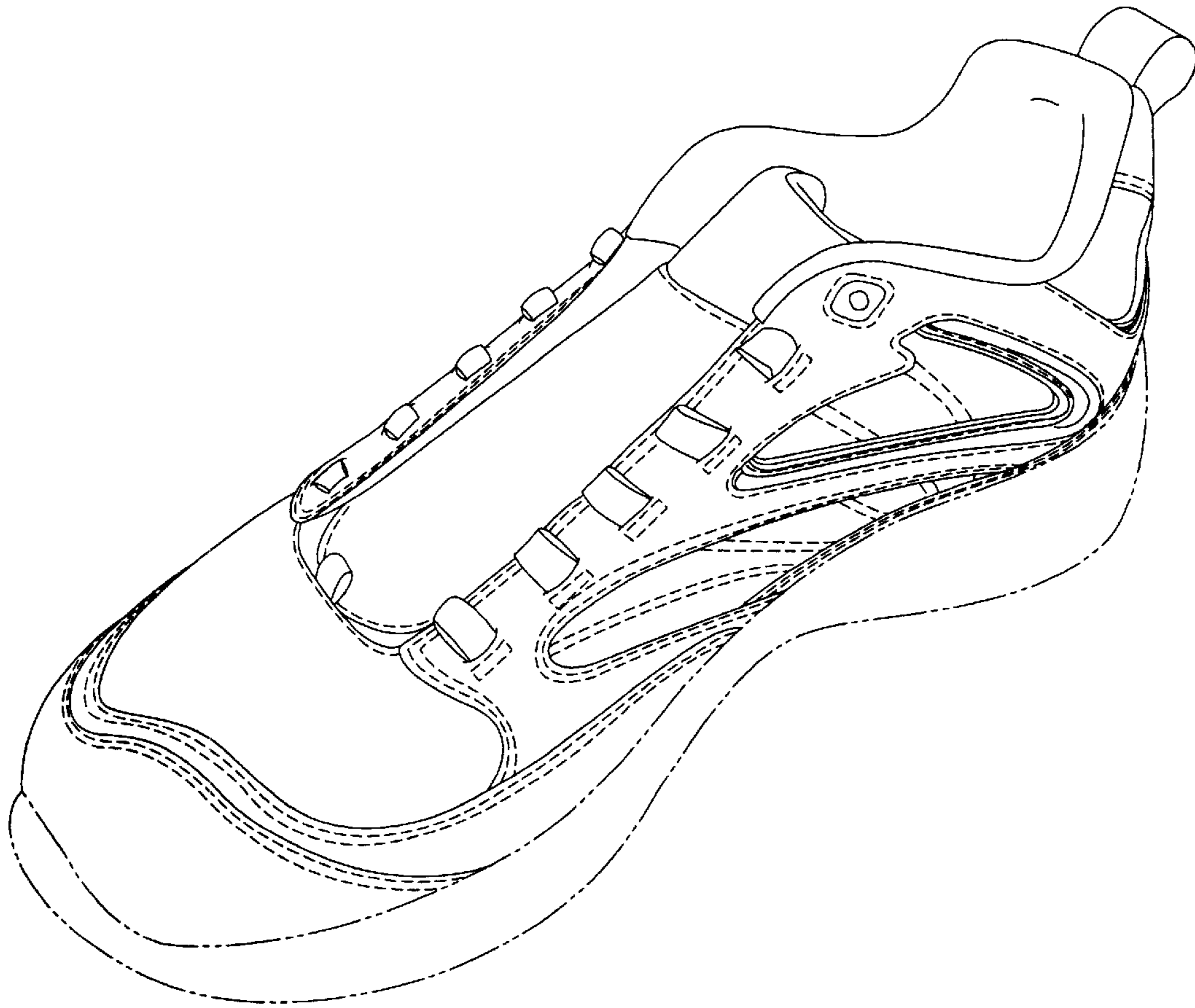


Fig. 1

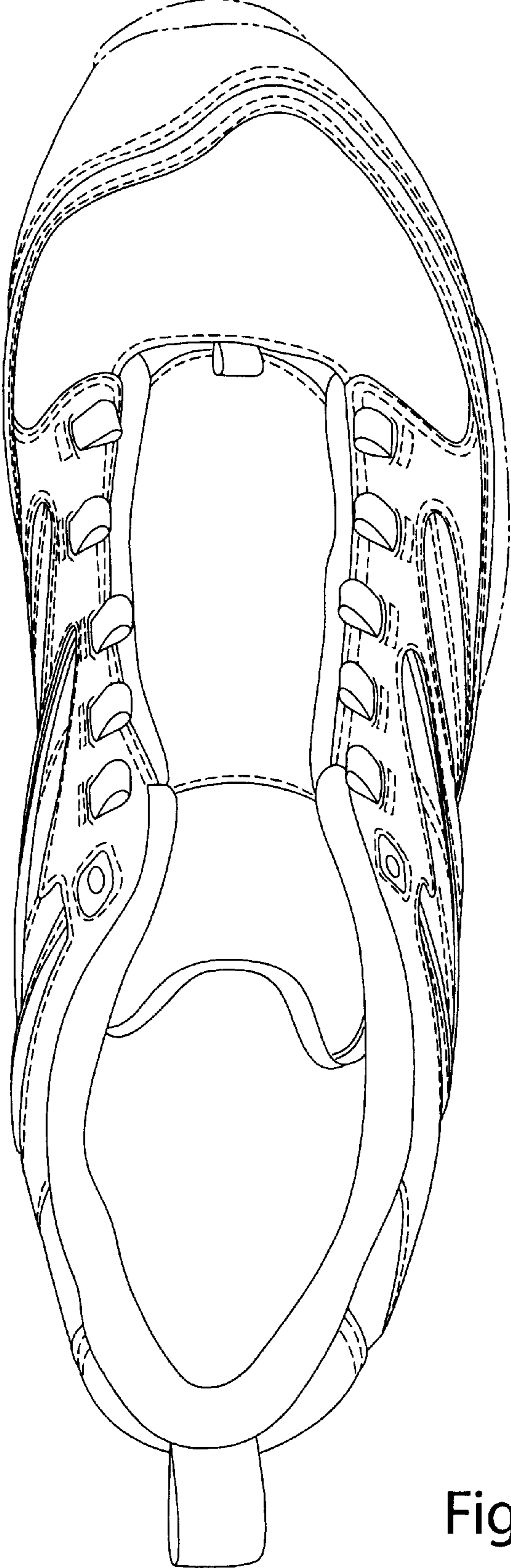


Fig. 2




Fig. 3

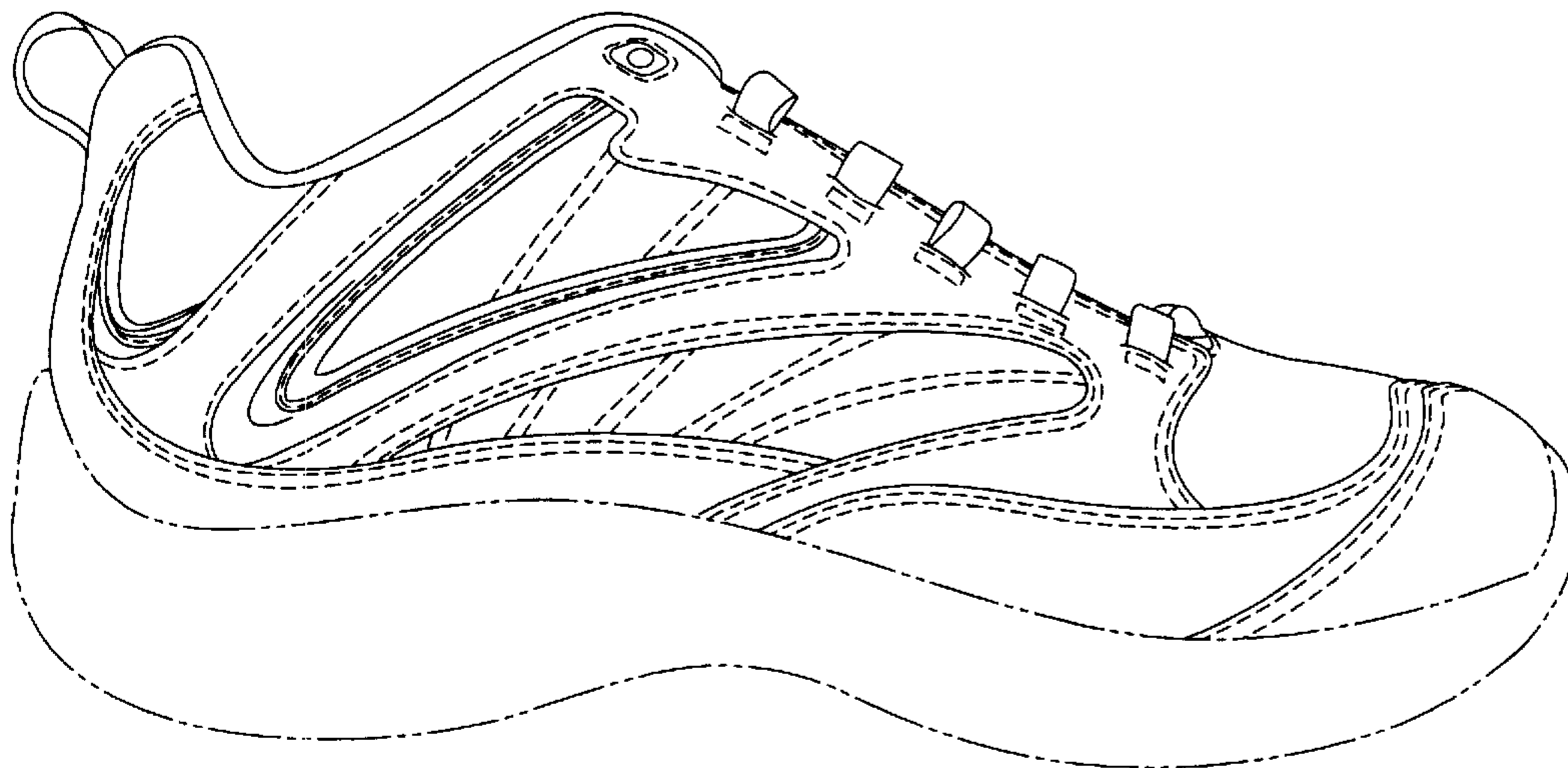


Fig. 4

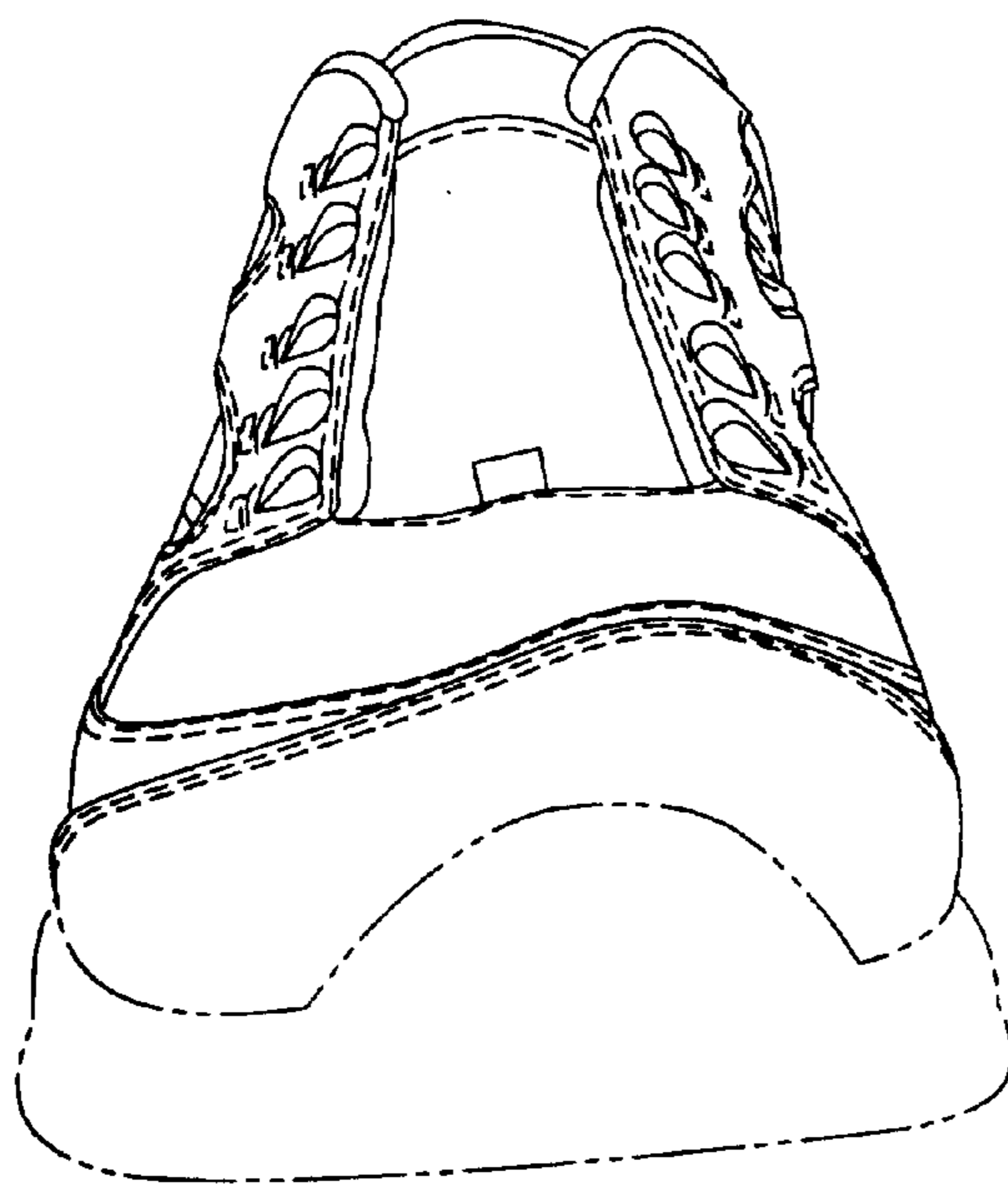


Fig. 5

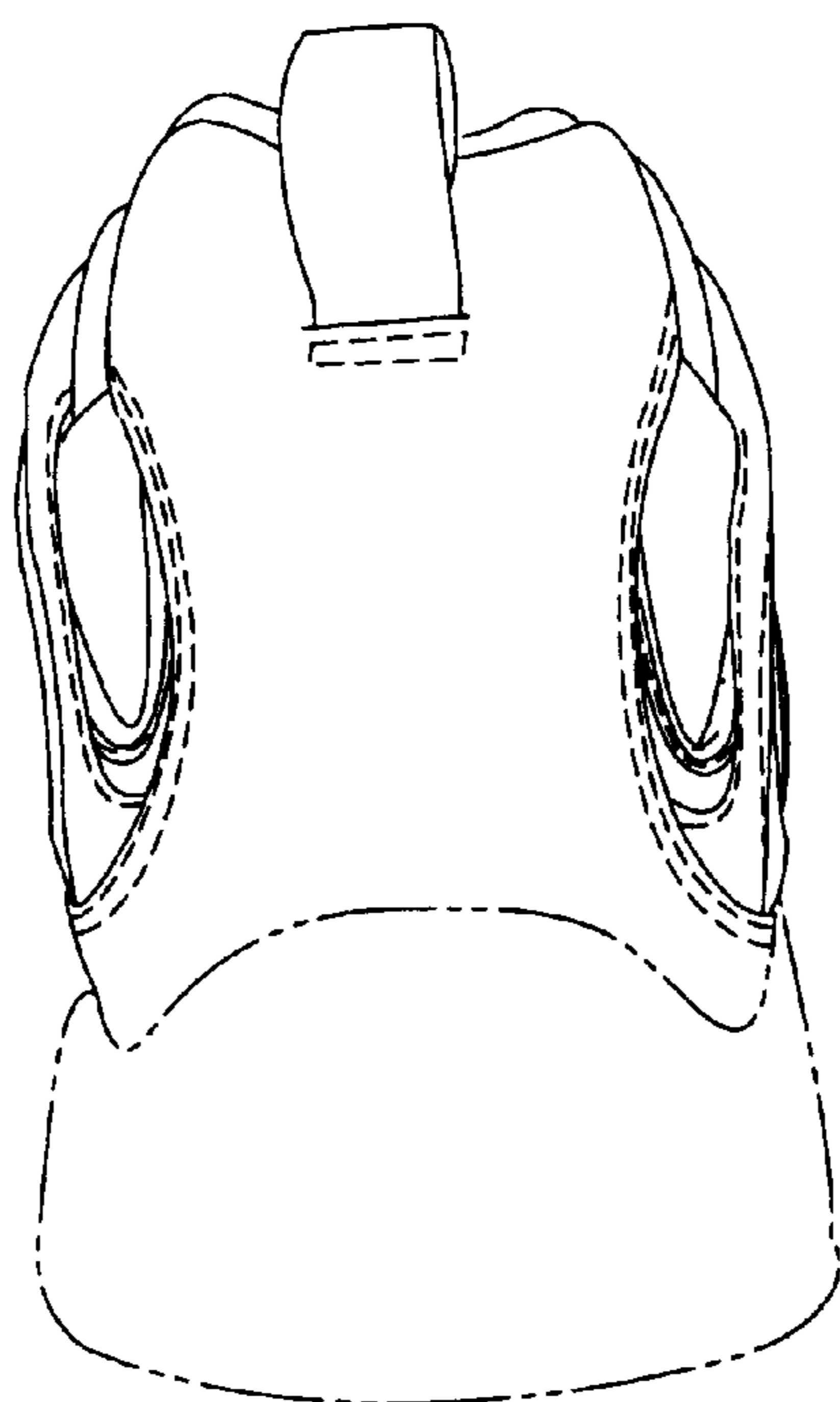


Fig. 6