



US00D536854S

(12) **United States Design Patent** (10) **Patent No.:** **US D536,854 S**
McCue et al. (45) **Date of Patent:** **** Feb. 13, 2007**

(54) **CHILD SUPPORTING APPARATUS FOR ATTACHMENT TO A SHOPPING CART**

(75) Inventors: **David S. McCue**, Manchester, MA (US); **Adam P. Stevens**, Salem, MA (US); **Daniel B. Ballou**, Salem, MA (US); **Blake Jarrett**, Toronto (CA)

(73) Assignee: **McCue Corporation**, Salem, MA (US)

(**) Term: **14 Years**

(21) Appl. No.: **29/262,155**

(22) Filed: **Jun. 27, 2006**

Related U.S. Application Data

(62) Division of application No. 29/187,438, filed on Jul. 31, 2003, now Pat. No. Des. 529,253.

(51) **LOC (8) Cl.** **12-02**

(52) **U.S. Cl.** **D34/14**

(58) **Field of Classification Search** D34/14, D34/12, 13; D21/433, 424, 78, 79; D12/129, D12/85; 280/33.998, 33.993, 33.991, 47.38, 280/79.2

See application file for complete search history.

(56) **References Cited**

U.S. PATENT DOCUMENTS

D264,608 S * 5/1982 Mariol D21/433
D323,193 S * 1/1992 Litwicki D21/433
D338,925 S * 8/1993 Van Huystee D21/433

5,330,210 A * 7/1994 Lambrecht 280/33.993
D356,285 S * 3/1995 Yang D12/85
D361,800 S * 8/1995 Lenihan D21/548
D368,287 S * 3/1996 Walter D21/435
D370,943 S * 6/1996 Maxwell et al. D21/433
D388,132 S * 12/1997 Maxwell et al. D21/424
D405,846 S * 2/1999 Walter D21/433
6,513,817 B2 * 2/2003 McCue et al. 280/79.2
6,536,786 B1 * 3/2003 Katoozian 280/33.993
6,746,030 B1 * 6/2004 Bartlett 280/47.38
6,979,004 B2 * 12/2005 Otterlee et al. 280/33.993
D520,705 S * 5/2006 Bonizzato D31/12
7,073,800 B2 * 7/2006 Shaw et al. 280/33.991
2002/0117820 A1 * 8/2002 McCue et al. 280/79.2

* cited by examiner

Primary Examiner—Freda S. Nunn

Assistant Examiner—Kevin K. Rudzinski

(74) *Attorney, Agent, or Firm*—Lahive & Cockfield, LLP

(57) **CLAIM**

The ornamental design for a child supporting apparatus for attachment to a shopping cart, as shown and described.

DESCRIPTION

FIG. 1 is a perspective view of a child supporting apparatus coupled with a small shopping cart, according to our new design;


FIG. 2 is a side view thereof;

FIG. 3 is a front view thereof;

FIG. 4 is a bottom plan view thereof; and,

FIG. 5 is a top plan view thereof.

1 Claim, 5 Drawing Sheets






Fig. 1




Fig. 2

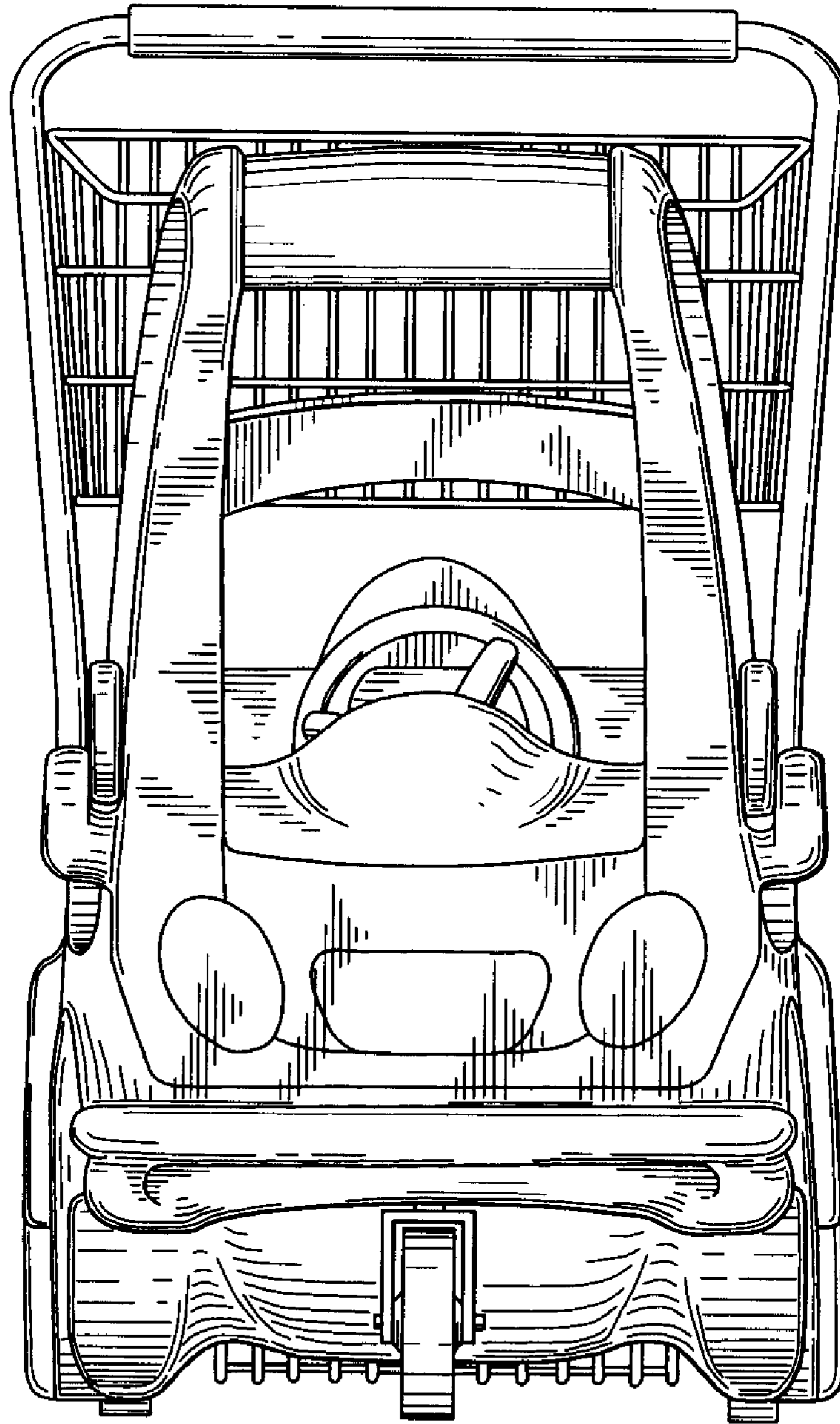


Fig. 3

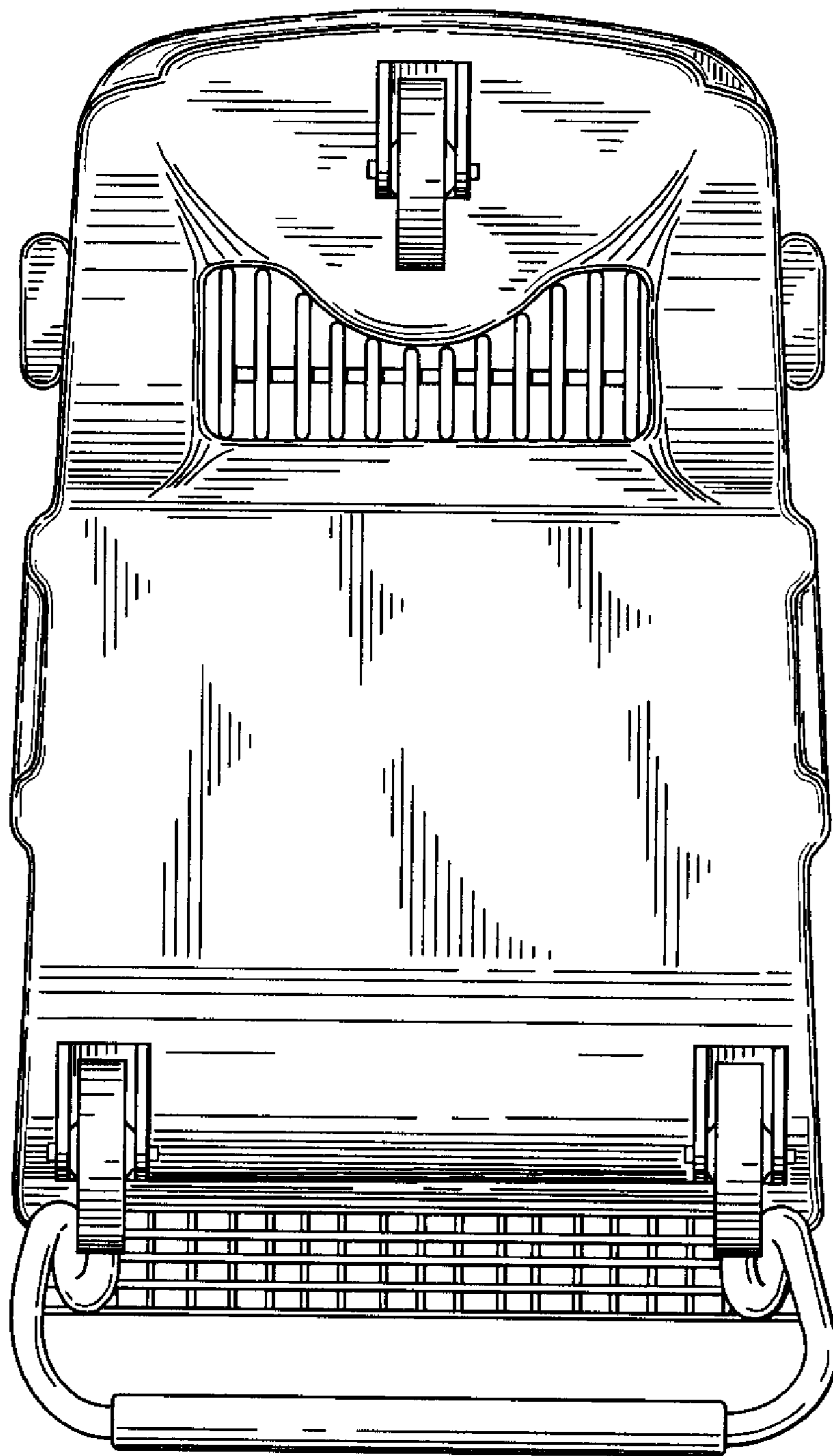


Fig. 4

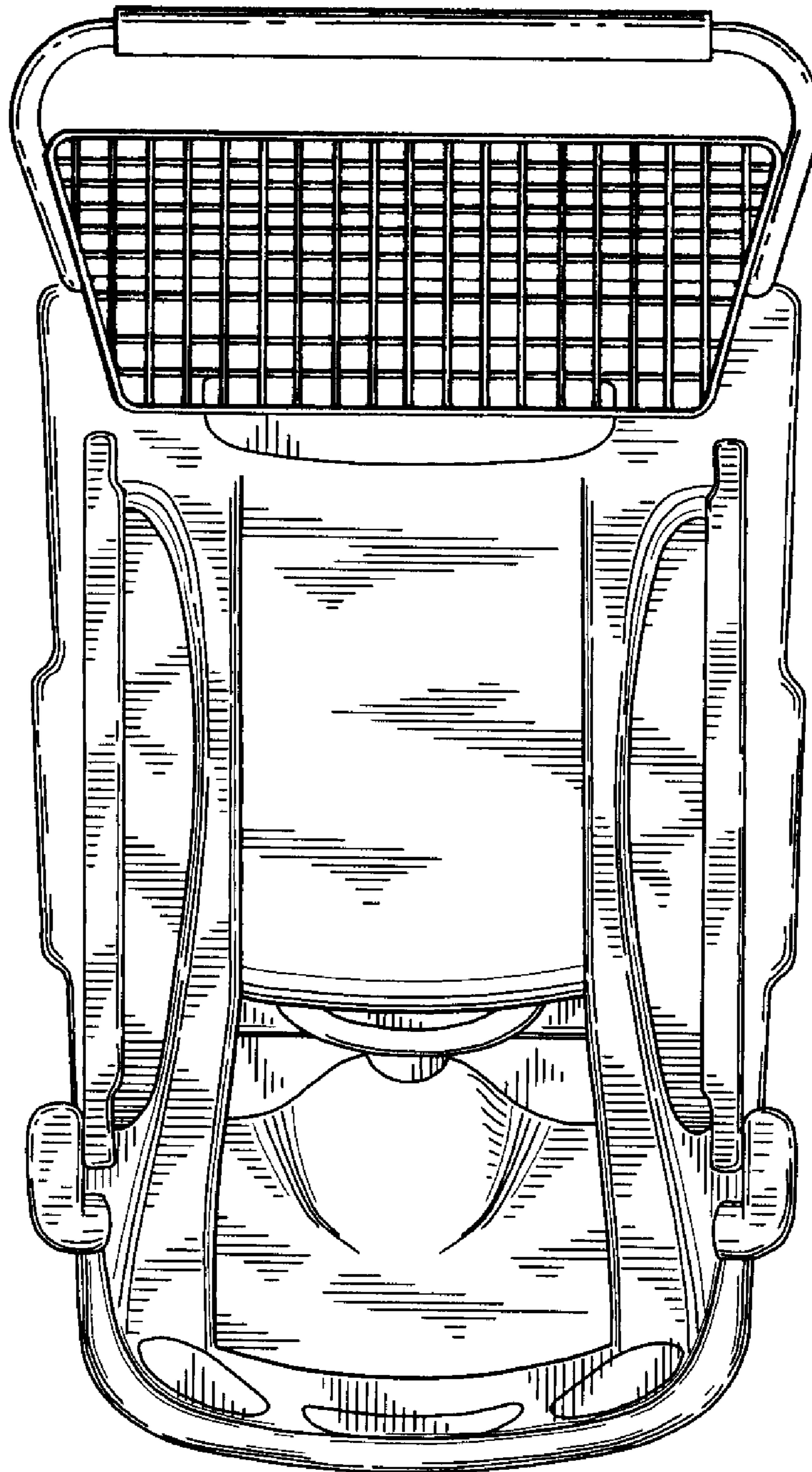


Fig. 5