



US00D536843S

(12) **United States Design Patent**
Pedlar

(10) **Patent No.:** **US D536,843 S**

(45) **Date of Patent:** **** Feb. 13, 2007**

- (54) **FLOOR TREATMENT DEVICE**
- (75) Inventor: **Roger Pedlar**, Lakewood, CO (US)
- (73) Assignee: **Castle Rock Industries, Inc.**, Englewood, CO (US)
- (**) Term: **14 Years**
- (21) Appl. No.: **29/247,132**
- (22) Filed: **Jun. 1, 2006**

- 4,715,087 A 12/1987 Todd et al.
- 4,759,094 A 7/1988 Palmer et al.
- 4,809,397 A 3/1989 Jacobs et al.
- 5,058,235 A 10/1991 Charky
- 5,109,566 A 5/1992 Kobayashi et al.
- 5,127,124 A 7/1992 Palmer et al.
- 5,138,742 A 8/1992 Charky
- 5,377,376 A 1/1995 Wood et al.
- 5,465,456 A 11/1995 Fellhauer et al.
- 5,485,653 A 1/1996 Knowlton et al.
- D370,320 S * 5/1996 Hachtmann D32/21

(Continued)

Related U.S. Application Data

- (62) Division of application No. 29/217,055, filed on Nov. 11, 2004.
- (51) **LOC (8) Cl.** **15-05**
- (52) **U.S. Cl.** **D32/16**
- (58) **Field of Classification Search** D32/1, D32/15, 16, 17, 19, 21-23; 15/320, 321, 15/353, 327.1, 327.6, 50.1
See application file for complete search history.

FOREIGN PATENT DOCUMENTS

EP 282850 9/1991

OTHER PUBLICATIONS

Street Cleaning device shown on www.onyx-environment.com, accessed May 7, 2004, 1 page.
Madvac PS300 Brochure, Feb. 2004, 4 pages.
Allied Sweepers 400 Series Specs., May 1998, 1 page.

Primary Examiner—Louis S. Zarfaz
Assistant Examiner—Kathleen Sims
(74) *Attorney, Agent, or Firm*—Sheridan Ross P.C.

(56) **References Cited**

U.S. PATENT DOCUMENTS

- 3,020,576 A 2/1962 Gerber
- 3,040,363 A 6/1962 Krammes
- 3,604,051 A 9/1971 Wendel et al.
- 3,833,961 A 9/1974 Fortman et al.
- 3,837,029 A 9/1974 Kasper
- 3,879,789 A 4/1975 Kasper
- 3,896,520 A 7/1975 Williams
- 4,041,567 A 8/1977 Burgoon
- 4,173,052 A 11/1979 Burgoon et al.
- 4,196,492 A 4/1980 Johnson et al.
- 4,210,978 A 7/1980 Johnson et al.
- 4,219,901 A 9/1980 Burgoon et al.
- 4,314,385 A 2/1982 Wimsatt et al.
- 4,348,783 A 9/1982 Swanson et al.
- D273,621 S * 4/1984 Haub et al. D32/16
- 4,467,494 A 8/1984 Jones
- 4,586,208 A 5/1986 Trevarthen
- D290,053 S * 5/1987 Block D32/15
- D290,054 S * 5/1987 Block D32/15

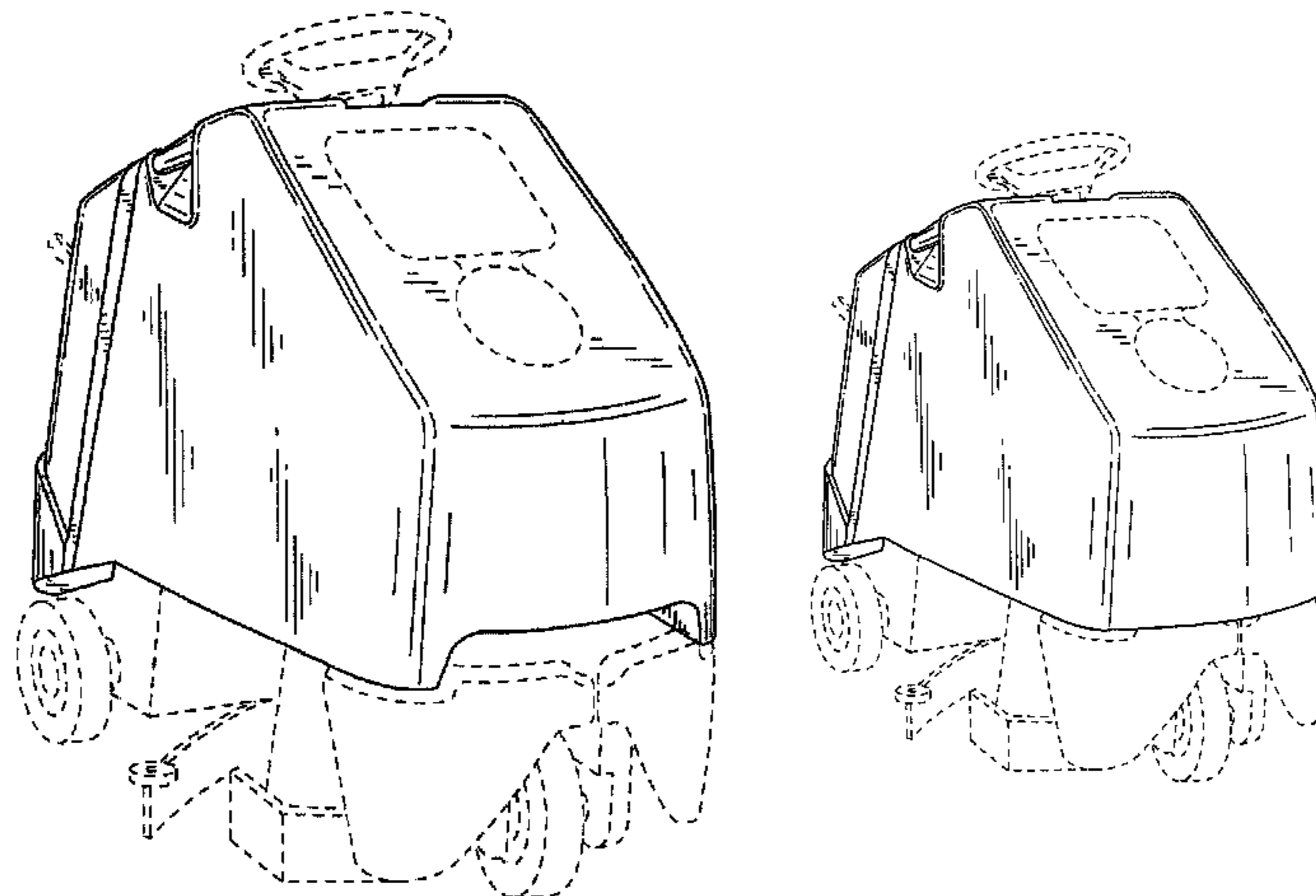
(57) **CLAIM**

The ornamental design for a floor treatment device, as shown and described.

DESCRIPTION

FIG. 1 is a perspective view of a floor treatment device; FIG. 2 is a perspective view of a second embodiment of FIG. 1, the only difference being a continuous front surface, it being understood that all other surfaces are the same as those of the first embodiment; FIG. 3 is a rear elevation view of the design shown in FIG. 1; and, FIG. 4 is a top plan view of the design shown in FIG. 1. The broken line showing of the floor treatment device is for illustrative purposes only and forms no part of the claimed design.

1 Claim, 4 Drawing Sheets



US D536,843 S

Page 2

U.S. PATENT DOCUMENTS

5,524,320	A	6/1996	Zachhuber	6,625,843	B2	9/2003	Kim et al.
5,742,975	A	4/1998	Knowlton et al.	6,629,333	B2	10/2003	Bolden
5,768,742	A	6/1998	Kohl et al.	6,845,829	B2	1/2005	Hafendorfer
6,041,471	A	3/2000	Charky et al.	2001/0019935	A1	9/2001	Legatt et al.
6,397,429	B1	6/2002	Legatt et al.	2002/0178522	A1	12/2002	Buchegger et al.
6,442,789	B1	9/2002	Legatt et al.	2003/0019068	A1 *	1/2003	Field et al. 15/320
6,519,808	B2	2/2003	Legatt et al.	2003/0019069	A1 *	1/2003	Field et al. 15/320
6,535,793	B2	3/2003	Allard	2003/0046788	A1	3/2003	Kent et al.
6,553,609	B2	4/2003	Tremmel et al.	2003/0070249	A1	4/2003	Lehman et al.
6,585,827	B2 *	7/2003	Field et al. 134/6	2003/0070252	A1 *	4/2003	Pedlar et al. 15/401
6,594,844	B2	7/2003	Jones	2005/0132527	A1 *	6/2005	Pedlar et al. 15/340.3

* cited by examiner

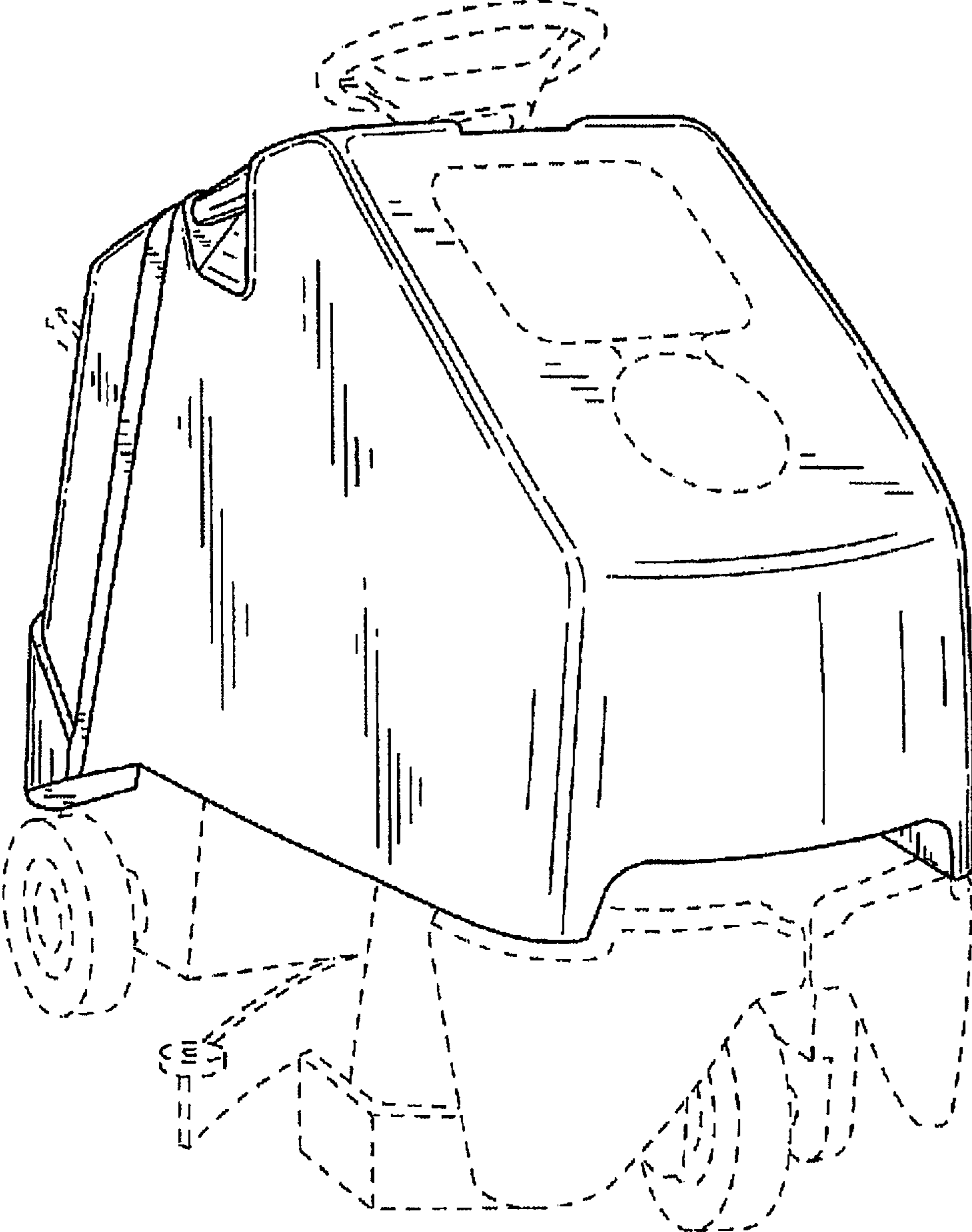


FIG. 1




FIG. 2

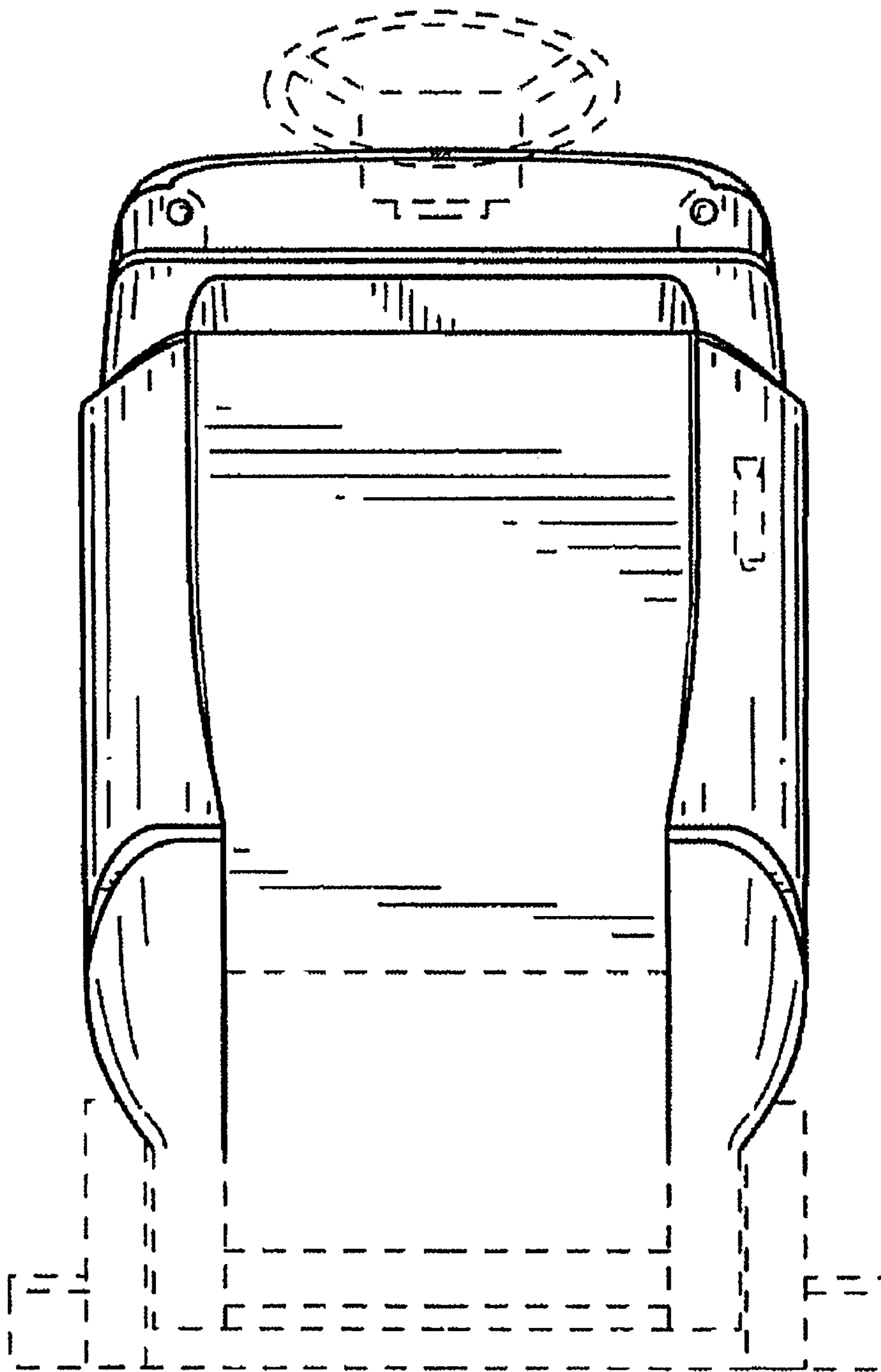


FIG. 3

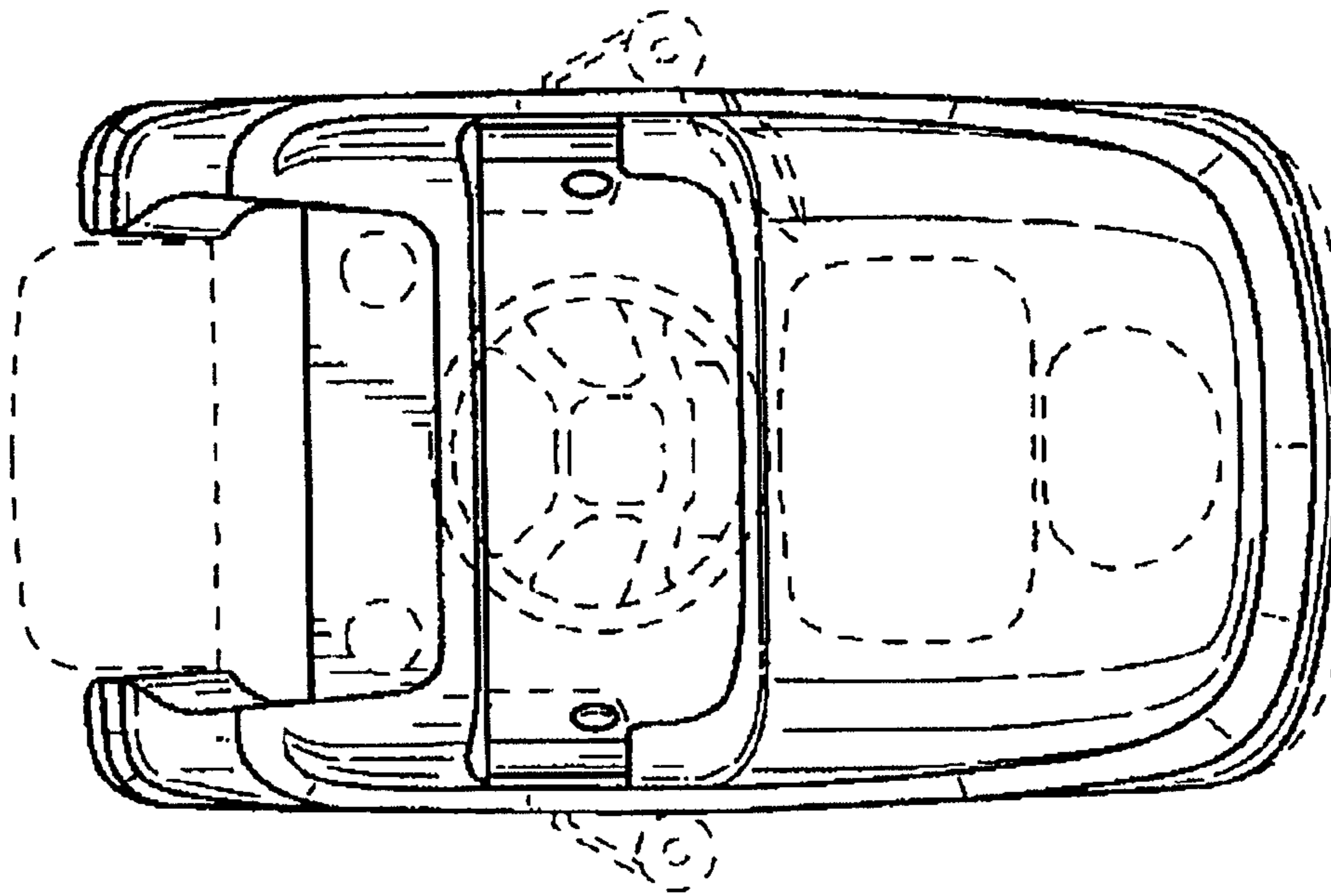


FIG. 4