



US00D536829S

(12) **United States Design Patent**
Dombrowski et al.

(10) **Patent No.:** **US D536,829 S**

(45) **Date of Patent:** **** Feb. 13, 2007**

(54) **RAZOR HANDLE**

(75) Inventors: **David Dombrowski**, Madison, CT (US); **Andrew J. Pennella**, Stamford, CT (US); **Paul R. Dansreau**, Shelton, CT (US)

(73) Assignee: **Eveready Battery Company, Inc.**, St. Louis, MO (US)

(**) Term: **14 Years**

(21) Appl. No.: **29/226,993**

(22) Filed: **Apr. 4, 2005**

(51) **LOC (8) Cl.** **28-03**

(52) **U.S. Cl.** **D28/47**

(58) **Field of Classification Search** 30/32, 30/34.05, 34.1, 34.2, 40, 41, 41.5-41.8, 44-51, 30/57, 526, 527, 530-533, 346.5; D28/44, D28/44.1, 45-48

See application file for complete search history.

(56) **References Cited**

U.S. PATENT DOCUMENTS

D408,101 S * 4/1999 Shurtleff D28/48

D478,687 S * 8/2003 Provost D28/48
D491,311 S * 6/2004 Follo D28/48
D500,170 S * 12/2004 Jung D28/46
2005/0039338 A1 * 2/2005 King et al. 30/346.5
2005/0241162 A1 * 11/2005 Nicolosi et al. 30/531

* cited by examiner

Primary Examiner—Jennifer Rivard

(74) *Attorney, Agent, or Firm*—Michaud-Duffy Group LLP

(57) **CLAIM**

We claim the ornamental design for the razor handle, as shown and described.

DESCRIPTION

FIG. 1 is a perspective view of the razor handle.

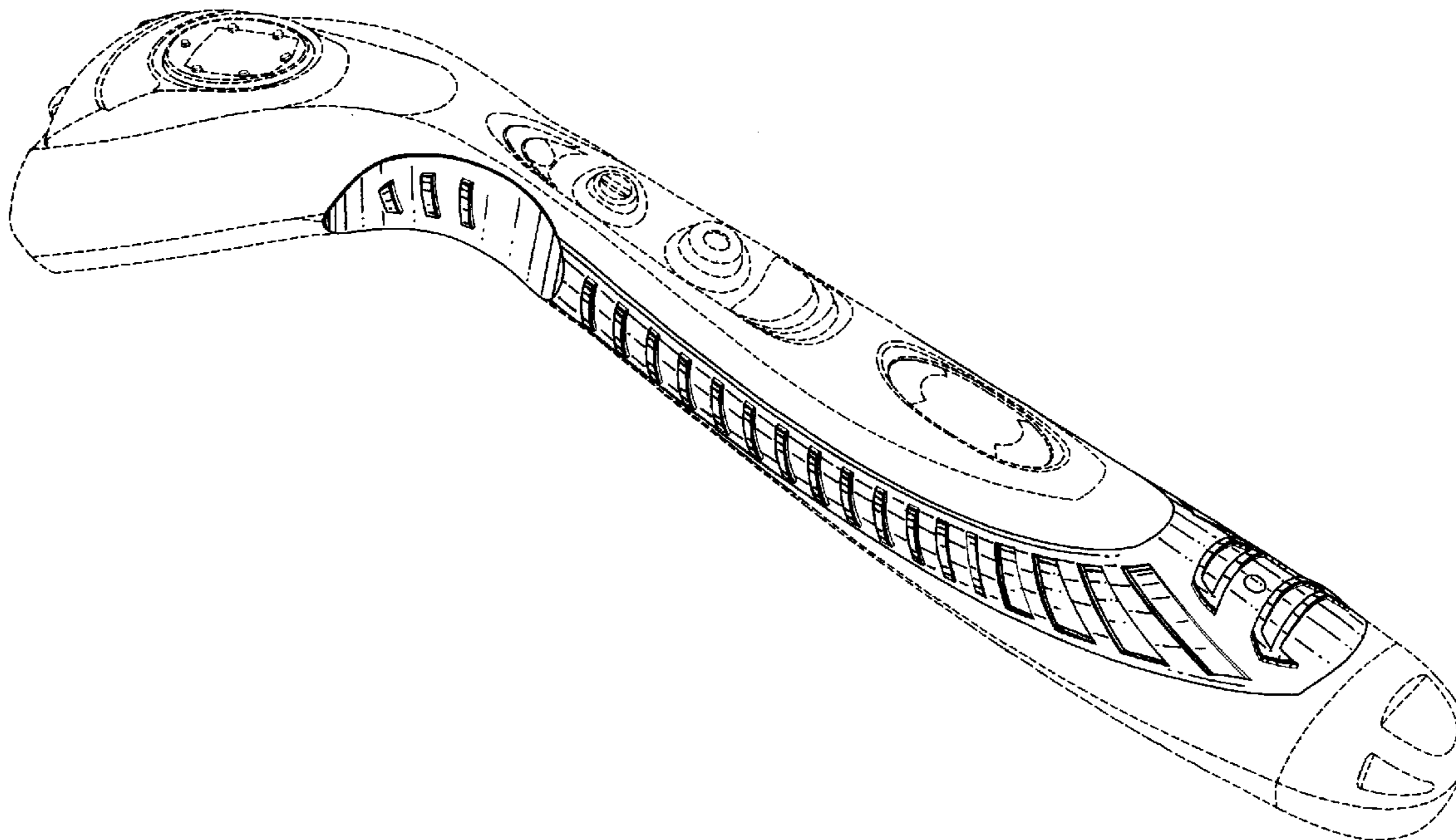
FIG. 2 is a front view of the razor handle.

FIG. 3 is a left hand side view of the razor handle, the right hand side view of the razor handle is a mirror image of the left hand side view of the razor handle; and,

FIG. 4 is a rear view of the razor handle.

The broken lines shown in the accompanying drawings show environmental structure and are for illustrative purposes only and form no part of the claimed design.

1 Claim, 4 Drawing Sheets



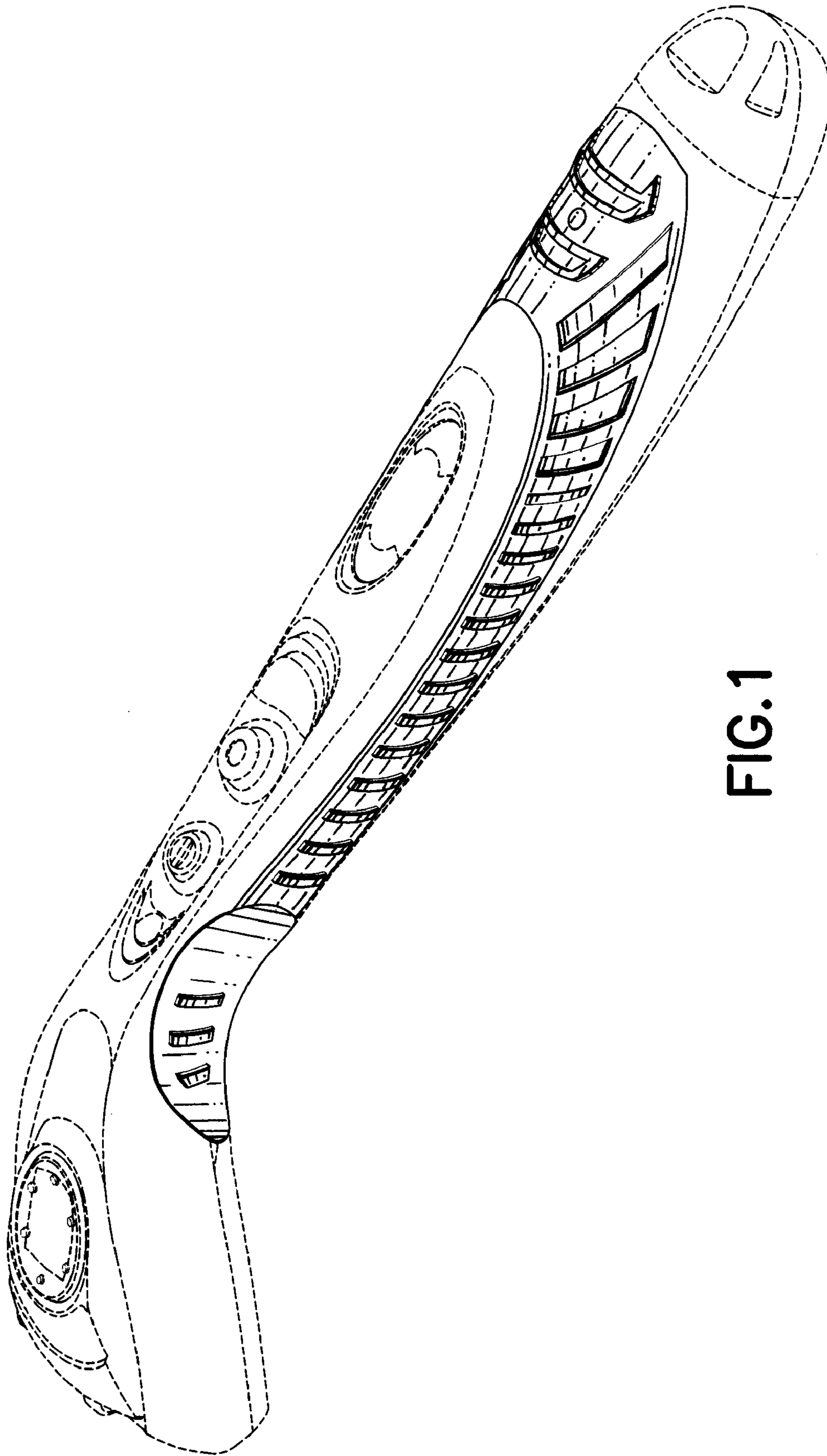


FIG. 1

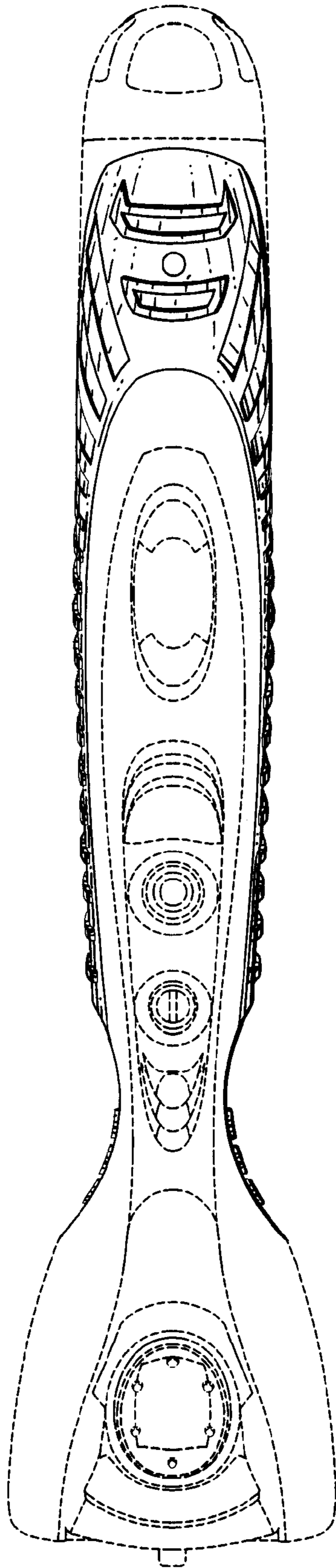


FIG.2

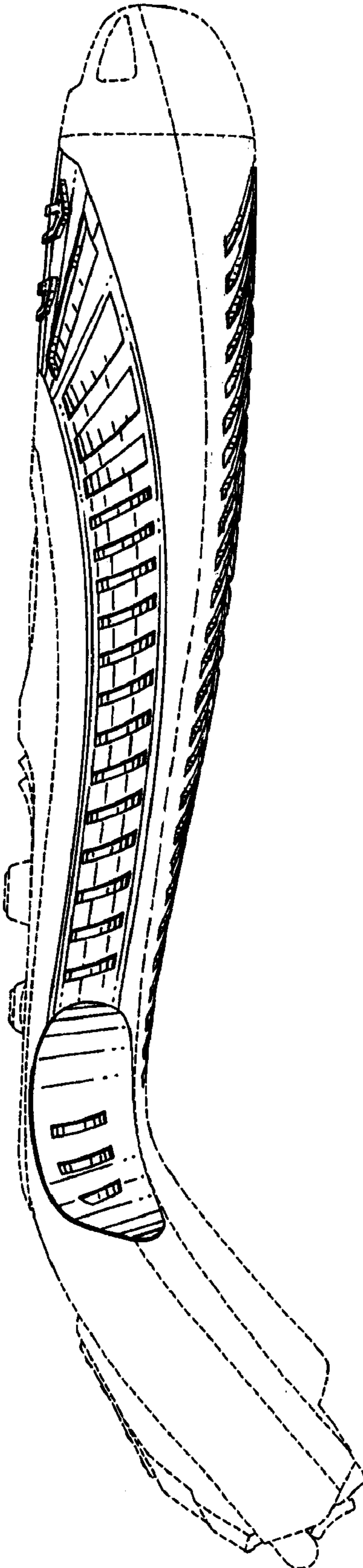


FIG. 3

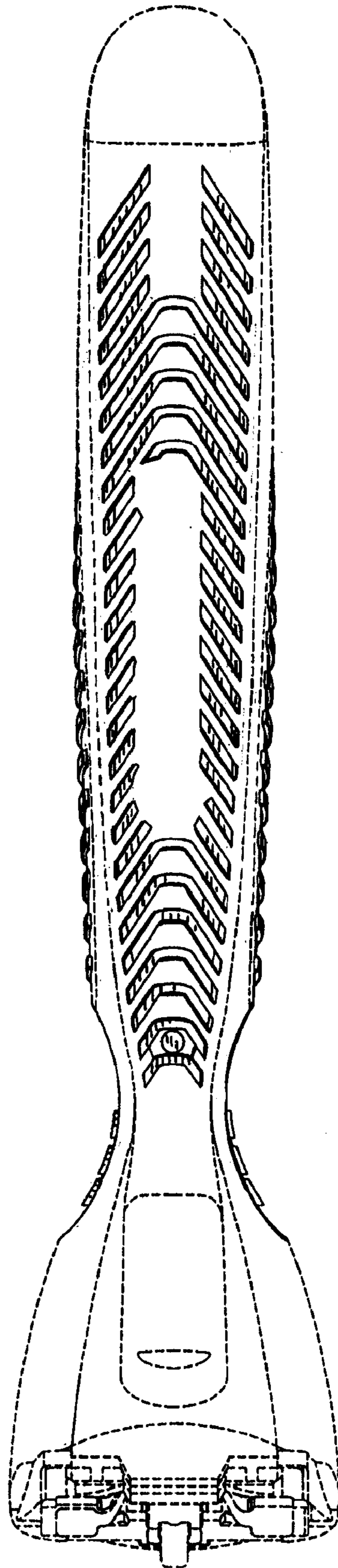


FIG.4