



US00D536822S

(12) **United States Design Patent** (10) **Patent No.:** **US D536,822 S**  
**Pyshos et al.** (45) **Date of Patent:** **\*\* Feb. 13, 2007**

(54) **TRACK**

2004/0005798 A1 \* 1/2004 Lin ..... 439/110  
2004/0160767 A1 8/2004 Mobarak et al.

(75) Inventors: **Steven Pyshos**, Peachtree City, GA (US); **Gregg Lehman**, Peachtree City, GA (US)

**OTHER PUBLICATIONS**

Capri Lighting, Solis, product sheet, 2005 (2 pages).  
Nora Lighting, NRS90 Rail Series, product sheet, 2001 (6 pages).  
Con-Tech Lighting, Symphony MiniTrack, Catalog (16 pages).  
www.caprilighting.com, Capri Lighting, Apr. 4, 2006 (1 page).  
Capri Lighting, Track Components, Two Circuit System, TR1-51, rev. Sep. 2005 (2 pages).  
Capri Lighting, Track Components, Single Circuit Systems, TR1-50, rev. Sep. 2005 (2 pages).  
Capri Lighting, MRI Track Components, TR1-59, rev. Sep. 2005 (2 pages).

(73) Assignee: **Cooper Technologies Company**, Houston, TX (US)

(\*\*) Term: **14 Years**

(21) Appl. No.: **29/251,936**

(22) Filed: **Jan. 17, 2006**

**Related U.S. Application Data**

(63) Continuation of application No. 29/233,364, filed on Jun. 30, 2005.

(51) **LOC (8) Cl.** ..... **26-99**

(52) **U.S. Cl.** ..... **D26/138**

(58) **Field of Classification Search** ..... D26/128-138, D26/113, 115, 118, 120, 122, 141, 142, 152, D26/61, 63, 123, 140; 362/219, 391, 249, 362/147, 404, 223; D25/123, 138; D13/155; D8/354

See application file for complete search history.

\* cited by examiner

*Primary Examiner*—Freda S. Nunn

*Assistant Examiner*—Kevin K. Rudzinski

(74) *Attorney, Agent, or Firm*—SAIDMAN DesignLaw Group

(57) **CLAIM**

The ornamental design for a track, as shown and described.

**DESCRIPTION**

(56) **References Cited**

**U.S. PATENT DOCUMENTS**

4,861,273	A	8/1989	Wenman et al.	
D361,153	S	* 8/1995	Fernandes	D26/138
D389,460	S	* 1/1998	Wei-Hong	D13/155
D399,010	S	* 9/1998	Current	D25/123
D402,535	S	* 12/1998	Wright	D8/354
5,855,485	A	1/1999	Patti	
D414,567	S	* 9/1999	Burt et al.	D25/123
6,435,697	B1	* 8/2002	Simmons et al.	362/219
D473,664	S	* 4/2003	Perkins et al.	D25/138
6,676,281	B2	1/2004	Bray et al.	
6,716,042	B2	4/2004	Lin	
D494,042	S	* 8/2004	Wright	D8/354
6,769,784	B2	* 8/2004	Yaphe et al.	362/147
D504,526	S	* 4/2005	Perkins et al.	D25/138
2002/0163803	A1	* 11/2002	Tsai	362/223

This application is related to co-pending applications: Ser. No. 11/322,837, filed Dec. 30, 2005 and titled "Halo Flex Track"; Ser. No. 11/324,099, filed Dec. 30, 2005 and titled "Halo Power Supplies"; Ser. No. 11/323,231, filed Dec. 30, 2005 and titled "Halo Clam Shell Connections"; and Ser. No. 11/323,755, filed Dec. 30, 2005 and titled "Halo Hubs and Connections".

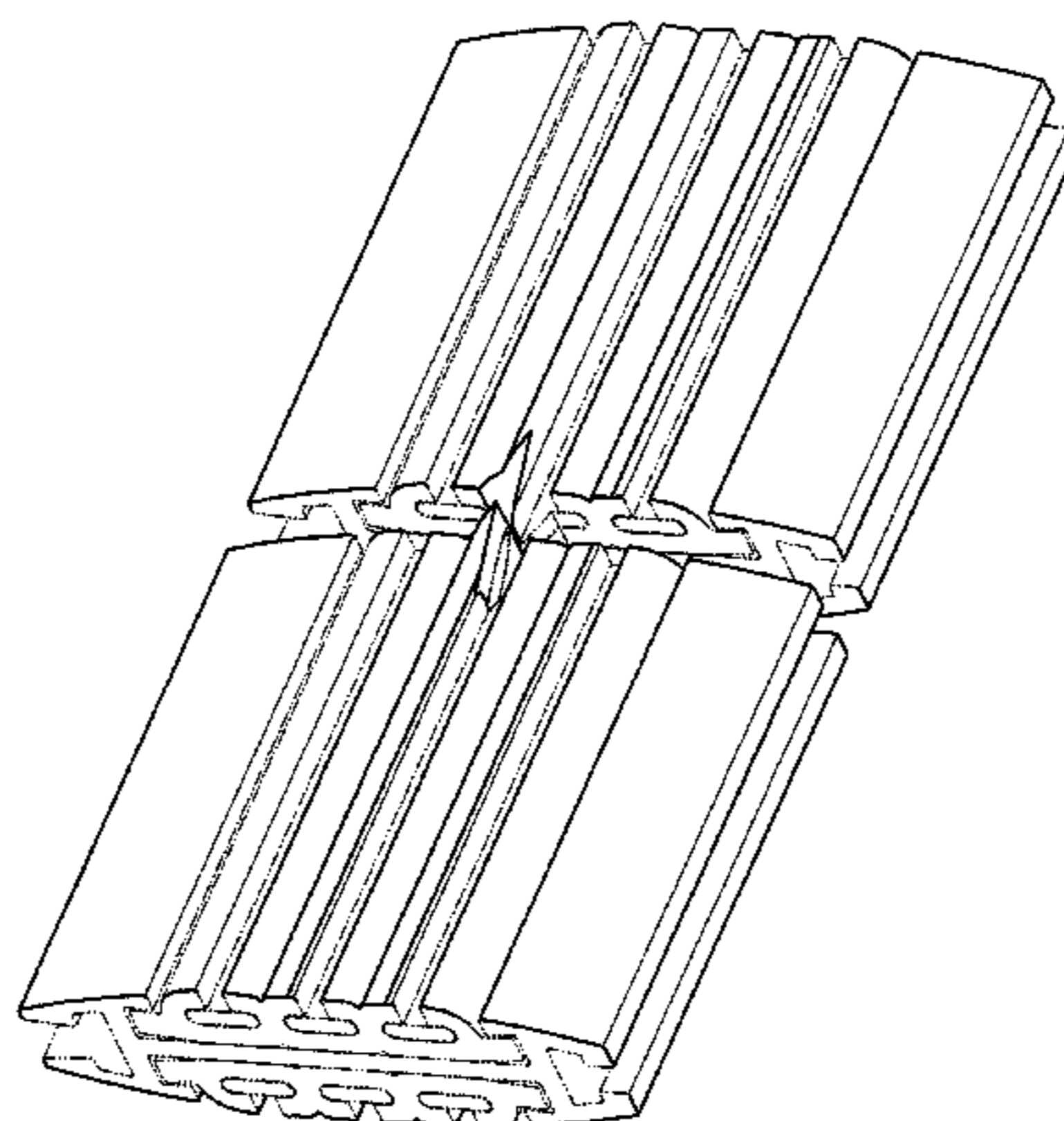
FIG. 1 is a top perspective view of a track showing our new design;

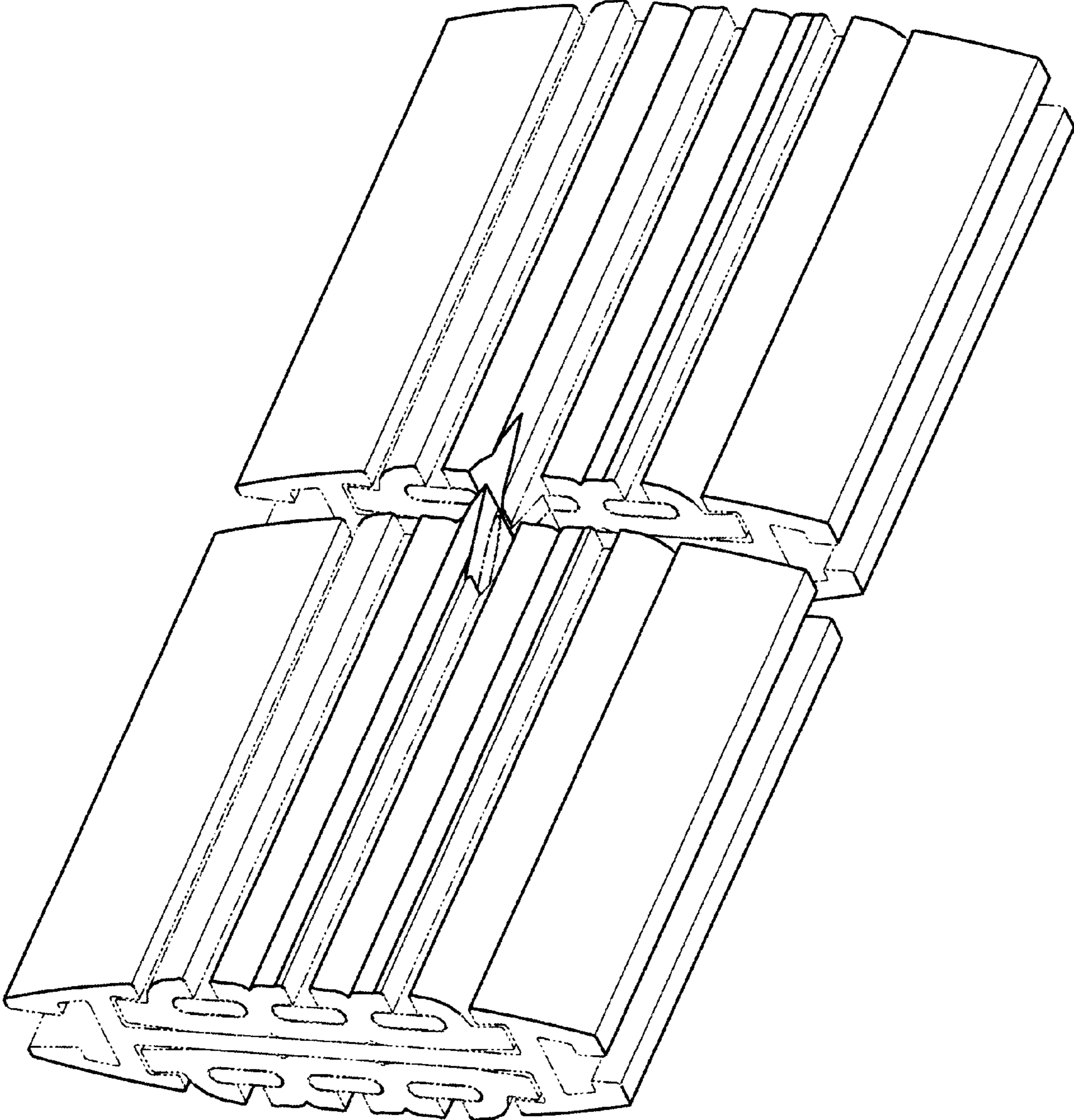
FIG. 2 is a left end view thereof, the right end being a mirror image; and,

FIG. 3 is a top plan view thereof, the bottom view being a mirror image.

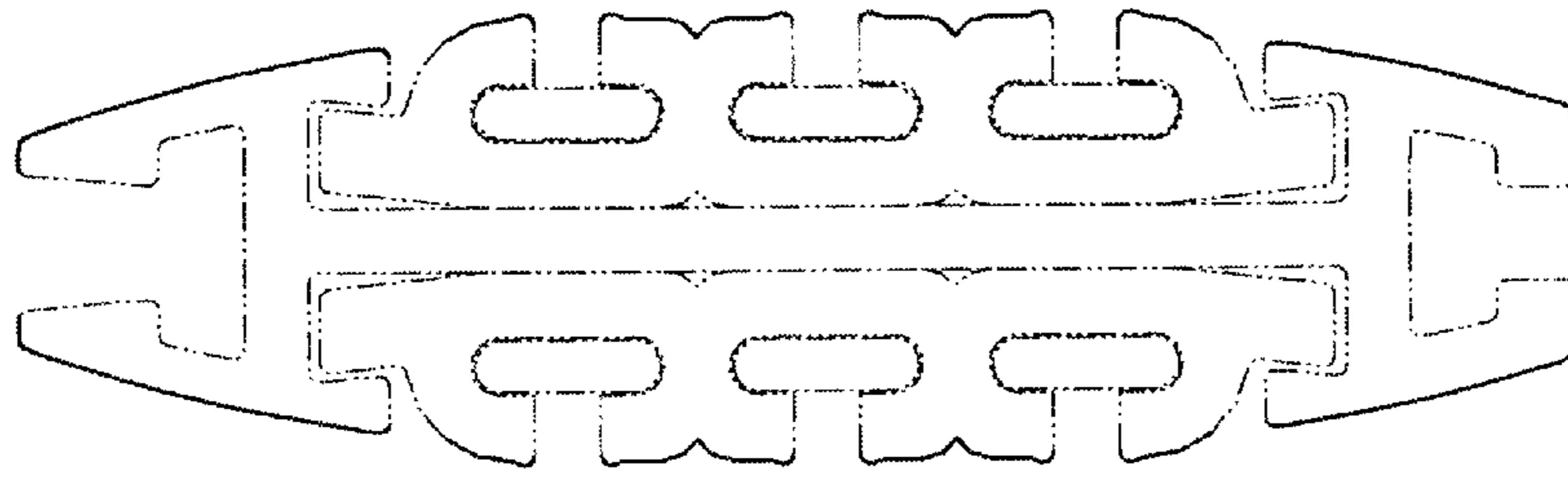
The jagged lines in FIGS. 1 and 2 indicate indeterminate length. The broken lines form no part of the claimed design.

**1 Claim, 2 Drawing Sheets**

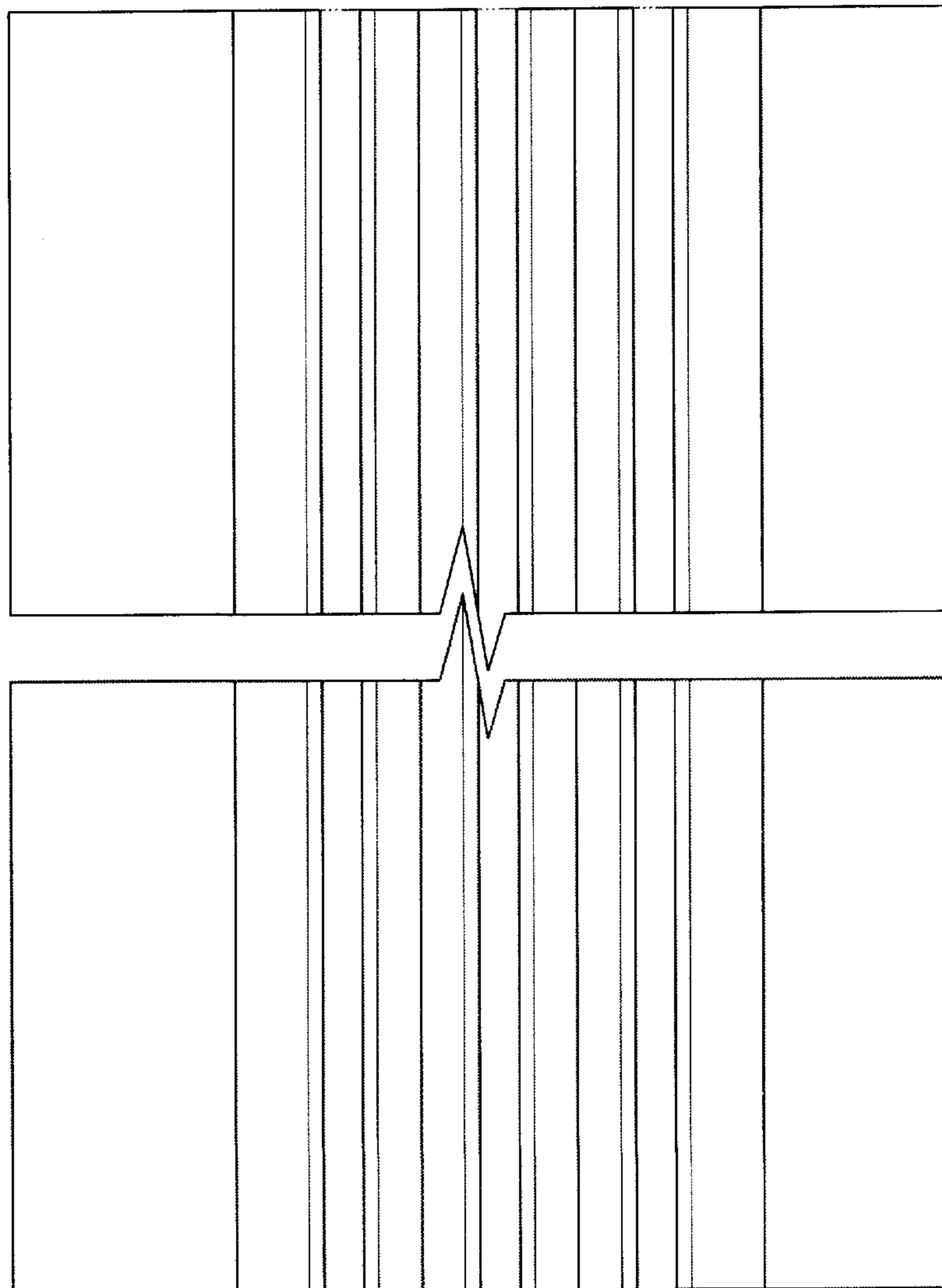




*Fig. 1*



*Fig. 2*



*Fig. 3*