



US00D536796S

(12) **United States Design Patent**  
**Hargrave et al.**

(10) **Patent No.:** **US D536,796 S**

(45) **Date of Patent:** **\*\* Feb. 13, 2007**

(54) **BRACE**

(75) Inventors: **David C. Hargrave**, Madison, NJ (US);  
**Eugene Prais**, West Milford, NJ (US)

(73) Assignee: **Aircast LLC**, Vista, CA (US)

(\*\*) Term: **14 Years**

(21) Appl. No.: **29/241,601**

(22) Filed: **Oct. 27, 2005**

(51) **LOC (8) Cl.** ..... **24-99**

(52) **U.S. Cl.** ..... **D24/190**

(58) **Field of Classification Search** ..... D24/190;  
602/5, 20, 21; D29/120.1

See application file for complete search history.

(56) **References Cited**

**U.S. PATENT DOCUMENTS**

- D371,845 S \* 7/1996 Varn ..... D24/190
- 5,722,092 A \* 3/1998 Borzecki et al. .... 602/21
- 5,749,841 A \* 5/1998 Moore ..... 602/21
- 6,328,706 B1 \* 12/2001 Yattavong ..... 602/21

- 6,443,918 B1 \* 9/2002 Wang ..... 602/5
- D477,088 S \* 7/2003 Brown et al. .... D24/190
- 7,033,331 B1 \* 4/2006 Hely ..... 602/21

\* cited by examiner

*Primary Examiner*—Louis S. Zarfes

*Assistant Examiner*—Daniel Yu

(74) *Attorney, Agent, or Firm*—Fish & Neave IP Group,  
Ropes & Gray LLP

(57) **CLAIM**

The ornamental design for a brace, as shown and described.

**DESCRIPTION**

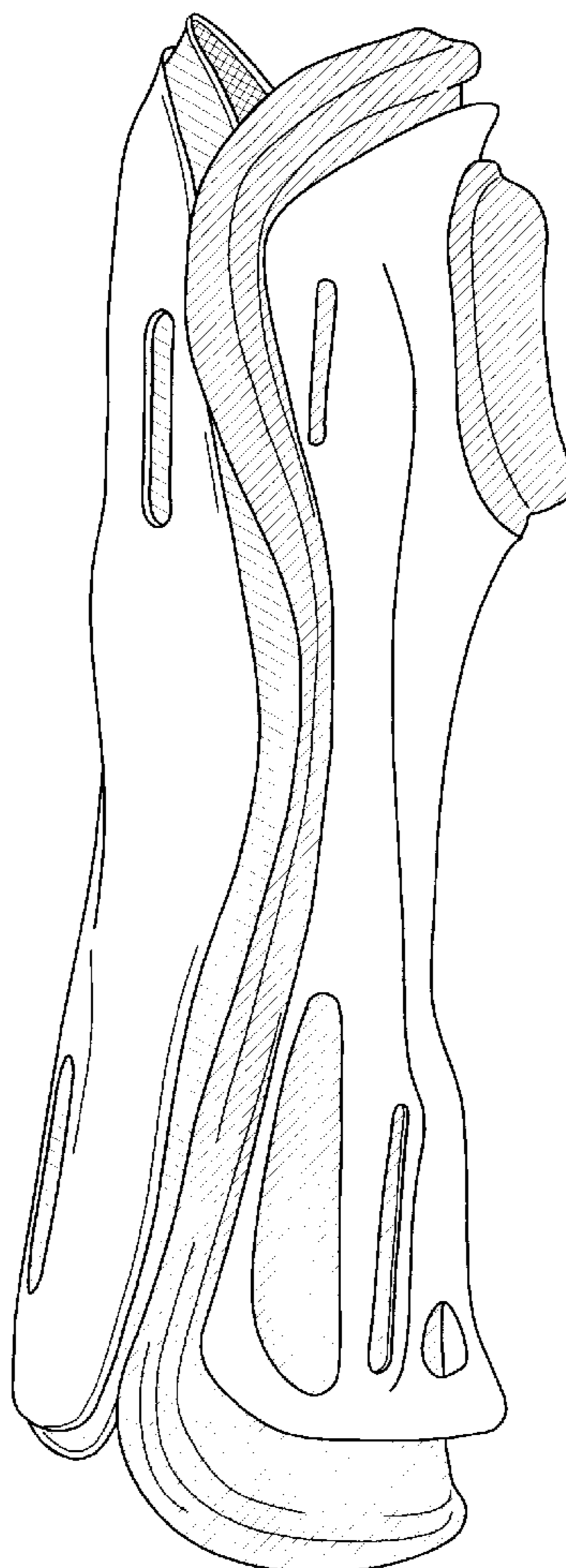
FIG. 1 is a left perspective view of a brace;  
FIG. 2 is a front view of the brace, wherein the phantom  
lines showing portions of a user's fingers and thumb are for  
illustrative purposes only and form no part of the claimed  
design;

FIG. 3 is a rear view of the brace; and,

FIG. 4 is a right perspective view of the brace.

The hatching and cross-hatching used in the drawing figures  
are used to highlight the interior pieces of the brace.

**1 Claim, 4 Drawing Sheets**



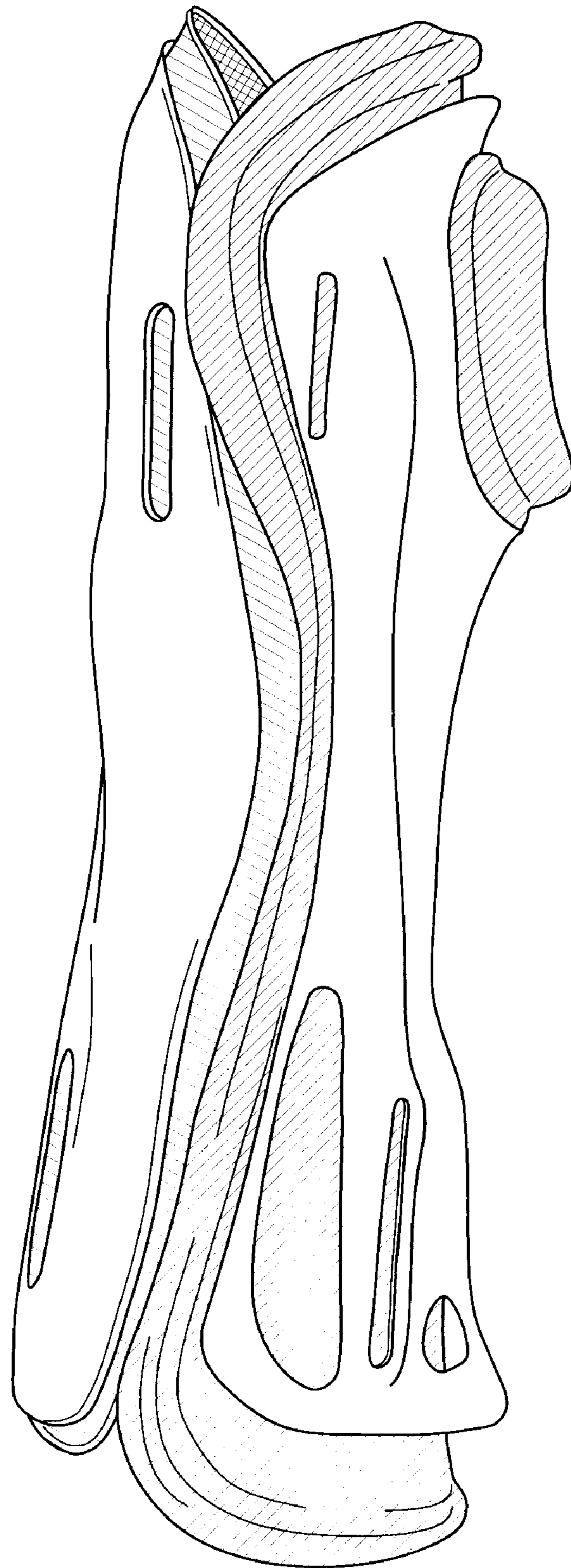


FIG. 1

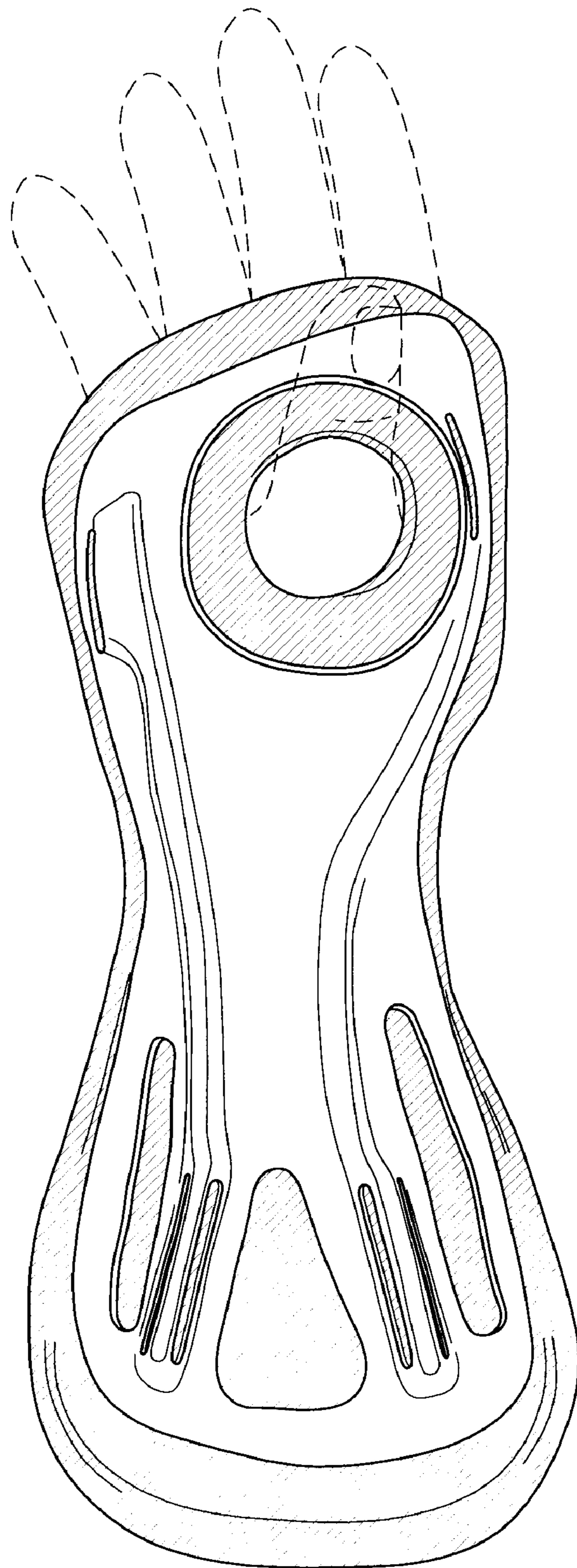


FIG. 2

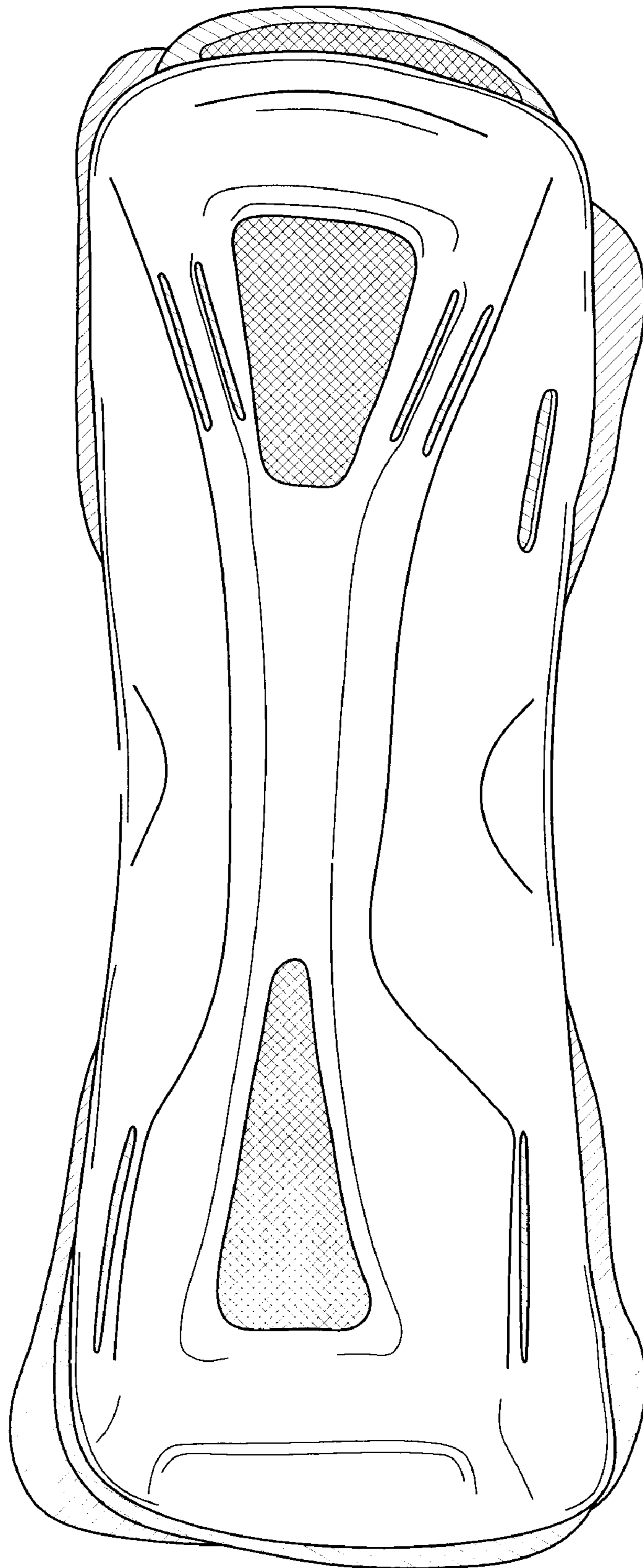


FIG. 3



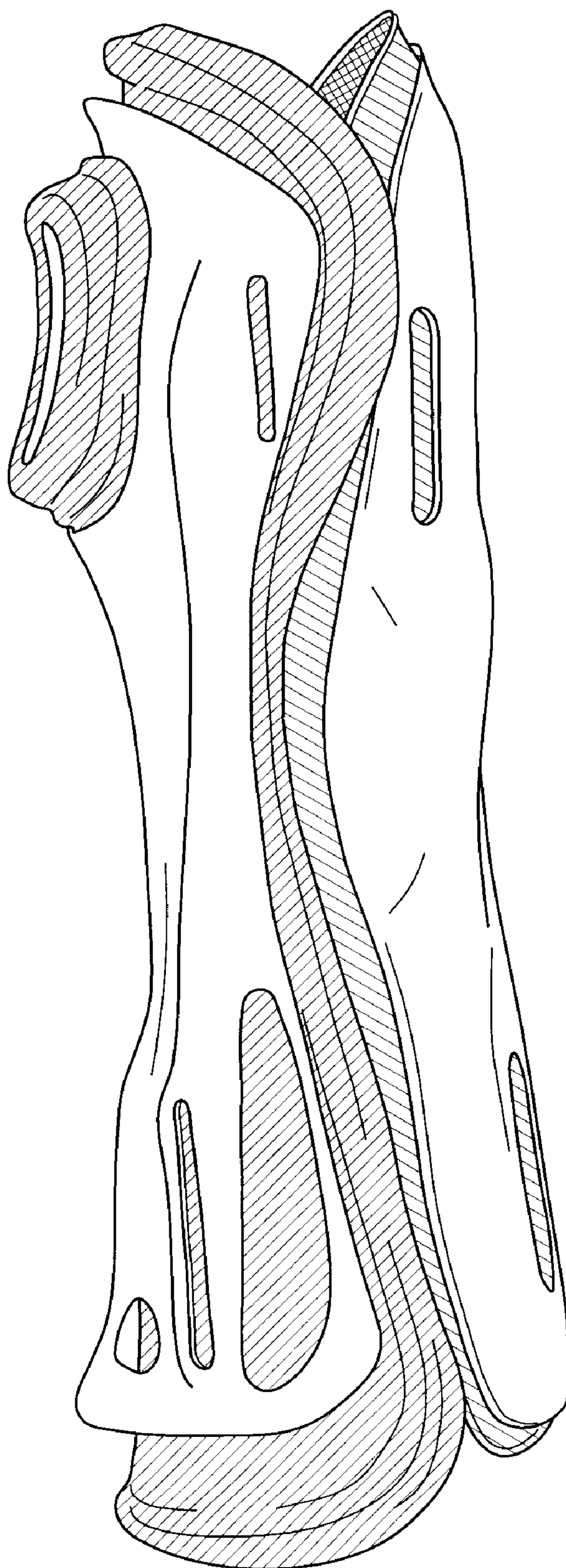


FIG. 4