

US00D536785S

(12) **United States Design Patent**  
**Bacher et al.**

(10) **Patent No.:** **US D536,785 S**

(45) **Date of Patent:** **\*\* Feb. 13, 2007**

(54) **HANDLE FOR MEDICAL INSTRUMENT**

D380,544 S \* 7/1997 Sandock ..... D24/108  
D391,367 S \* 2/1998 Sandock ..... D24/108  
D435,102 S \* 12/2000 Chakoff et al. .... D24/113  
6,991,621 B2 \* 1/2006 Bacher et al. .... 604/247

(75) Inventors: **Uwe Bacher**, Tuttlingen (DE); **Martin Blocher**, Tuttlingen (DE)

(73) Assignee: **Karl Storz GmbH & Co. KG** (DE)

\* cited by examiner

(\*\*) Term: **14 Years**

*Primary Examiner*—Antoine D. Davis

*Assistant Examiner*—Christopher Lee

(21) Appl. No.: **29/218,230**

(74) *Attorney, Agent, or Firm*—St. Onge Steward Johnston & Reens LLC

(22) Filed: **Nov. 30, 2004**

(30) **Foreign Application Priority Data**

(57) **CLAIM**

Sep. 23, 2004 (EM) ..... 000230446

The ornamental design for a handle for a medical instrument, as shown and described.

(51) **LOC (8) Cl.** ..... **24-02**

(52) **U.S. Cl.** ..... **D24/133**

(58) **Field of Classification Search** ..... D24/133,  
D24/108, 112, 113, 137, 138, 143, 144; 604/247,  
604/110, 249, 30, 32, 33, 35; 433/80  
See application file for complete search history.

**DESCRIPTION**

FIG. 1 is a side elevational view of a handle for a medical instrument in accordance with the new design; and,

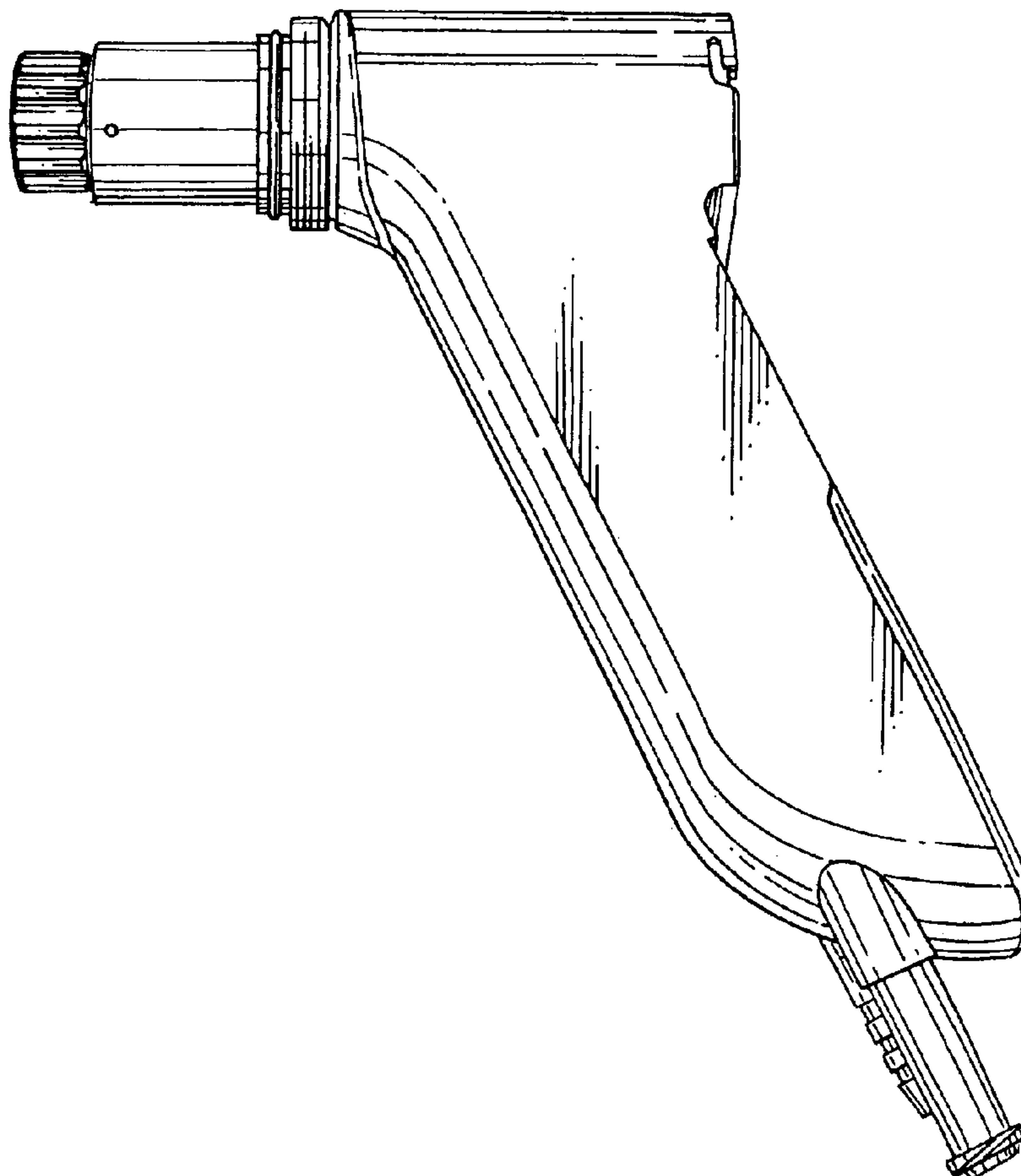
FIG. 2 is a rear elevational view of the handle for a medical instrument of FIG. 1.

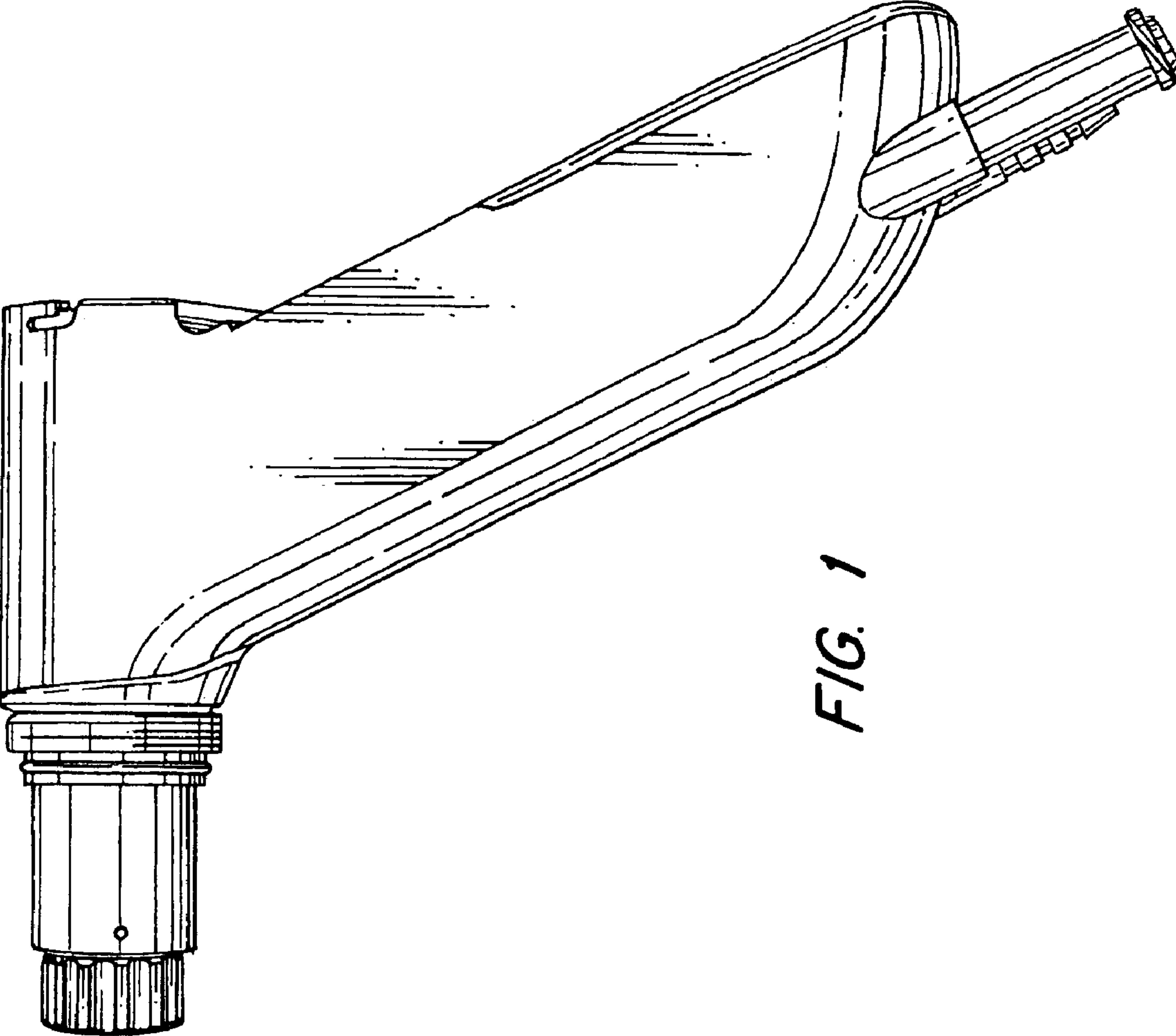
(56) **References Cited**

**U.S. PATENT DOCUMENTS**

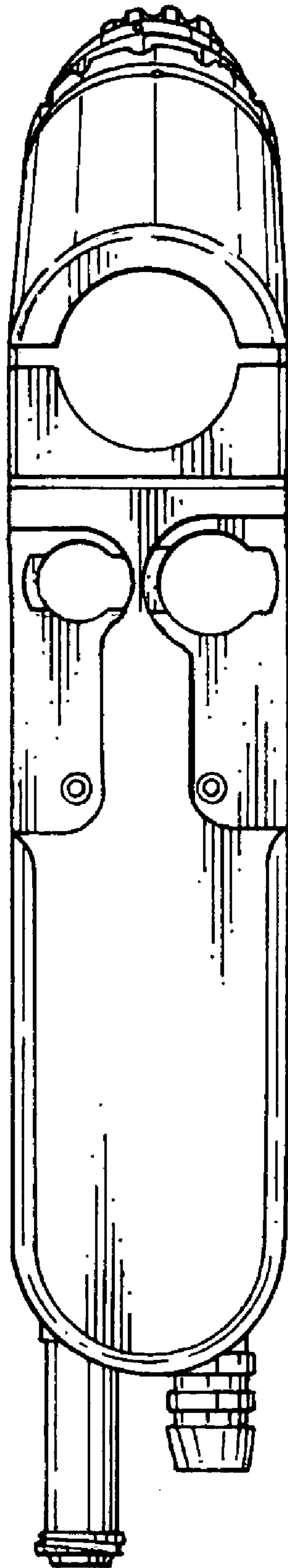
D352,780 S \* 11/1994 Glaeser et al. .... D24/133

**1 Claim, 2 Drawing Sheets**





*FIG. 1*



*FIG. 2*