



US00D536766S

(12) **United States Design Patent**
Paterson et al.

(10) **Patent No.:** **US D536,766 S**

(45) **Date of Patent:** **** Feb. 13, 2007**

(54) **SHOWERHEAD**

(75) Inventors: **Graham H. Paterson**, Wilmington, DE (US); **George E. Berghane**, Wilmington, DE (US); **Michael J. Santora**, Wilmington, DE (US)

(73) Assignee: **Speakman Company**, New Castle, DE (US)

(**) Term: **14 Years**

(21) Appl. No.: **29/234,606**

(22) Filed: **Jul. 20, 2005**

(51) **LOC (8) Cl.** **23-01**

(52) **U.S. Cl.** **D23/229**

(58) **Field of Classification Search** D23/213,
D23/229-230; 239/282-3, 462

See application file for complete search history.

(56) **References Cited**

U.S. PATENT DOCUMENTS

| | | |
|-------------|---------|-----------------|
| D93,638 S | 10/1934 | Selfridge |
| 2,448,792 A | 9/1948 | Fraser |
| D366,307 S | 1/1996 | Doughty et al. |
| 5,860,599 A | 1/1999 | Lin |
| D472,301 S | 3/2003 | Mueller et al. |
| D472,305 S | 3/2003 | Colligan et al. |

| | | | | | |
|------------|---|---------|------------------|-------|---------|
| D476,059 S | * | 6/2003 | Huang | | D23/213 |
| D476,062 S | * | 6/2003 | Singtoroj et al. | | D23/229 |
| D487,498 S | | 3/2004 | Blomstrom | | |
| D492,007 S | | 6/2004 | Kollmann et al. | | |
| D503,462 S | * | 3/2005 | Ouyoung | | D23/229 |
| D509,281 S | | 9/2005 | Berghane et al. | | |
| D510,409 S | | 10/2005 | Xiang et al. | | |

* cited by examiner

Primary Examiner—Robin Webster

(74) *Attorney, Agent, or Firm*—Connolly Bove Lodge & Hutz LLP

(57) **CLAIM**

The ornamental design for showerhead, as shown and described.

DESCRIPTION

FIG. 1 is a left side elevation view of a showerhead showing my new design, the right side being a mirror image; FIG. 2 is a front elevational view thereof; FIG. 3 is a rear elevational view thereof; FIG. 4 is a top plan view thereof; and, FIG. 5 is a bottom plan view thereof.

The phantom line representations shown in FIGS. 1-5 of the swivel connector, handle and spray nozzles are for the purpose of illustration only, and form no part of the claimed design.

1 Claim, 1 Drawing Sheet

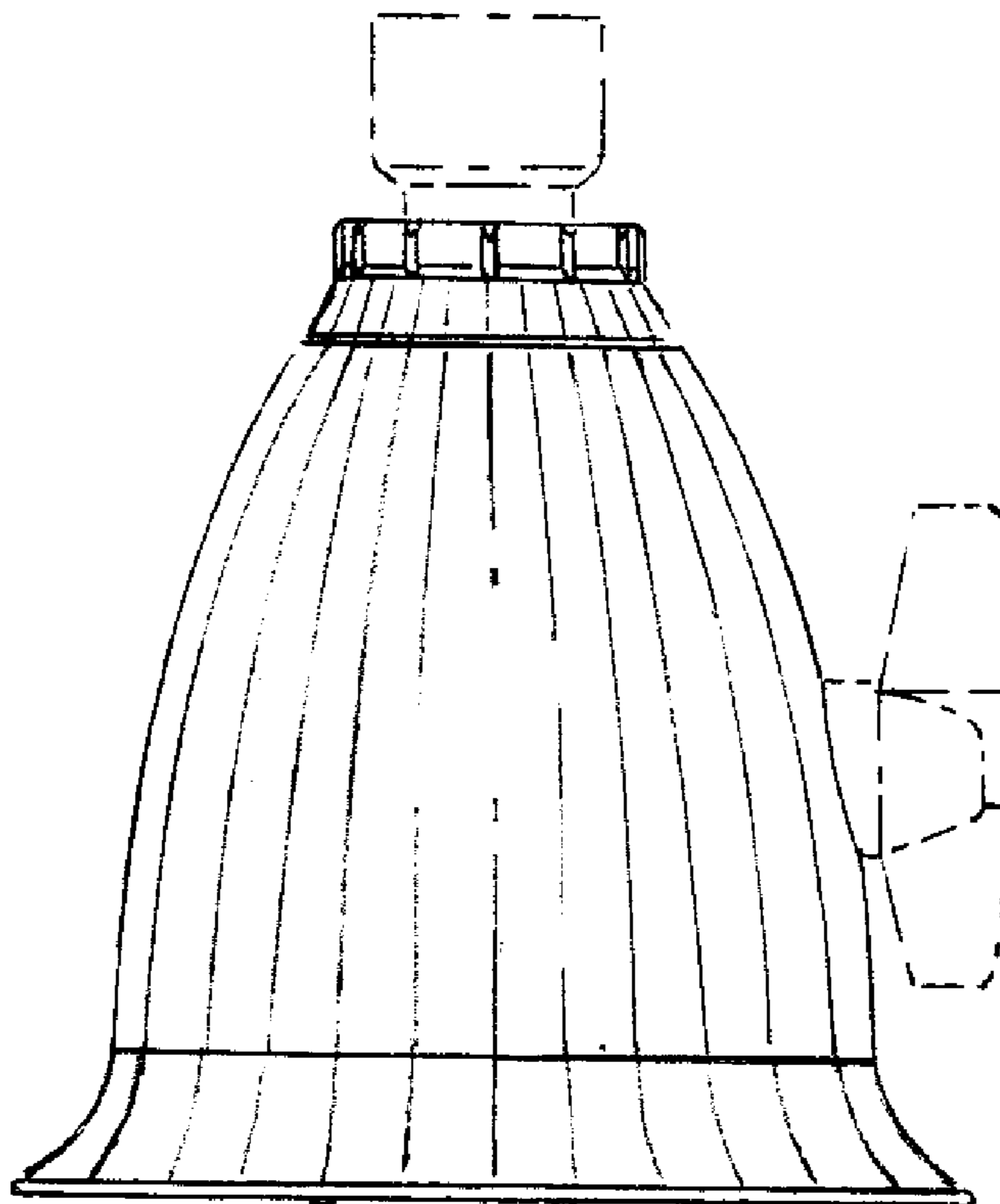


Fig. 4.

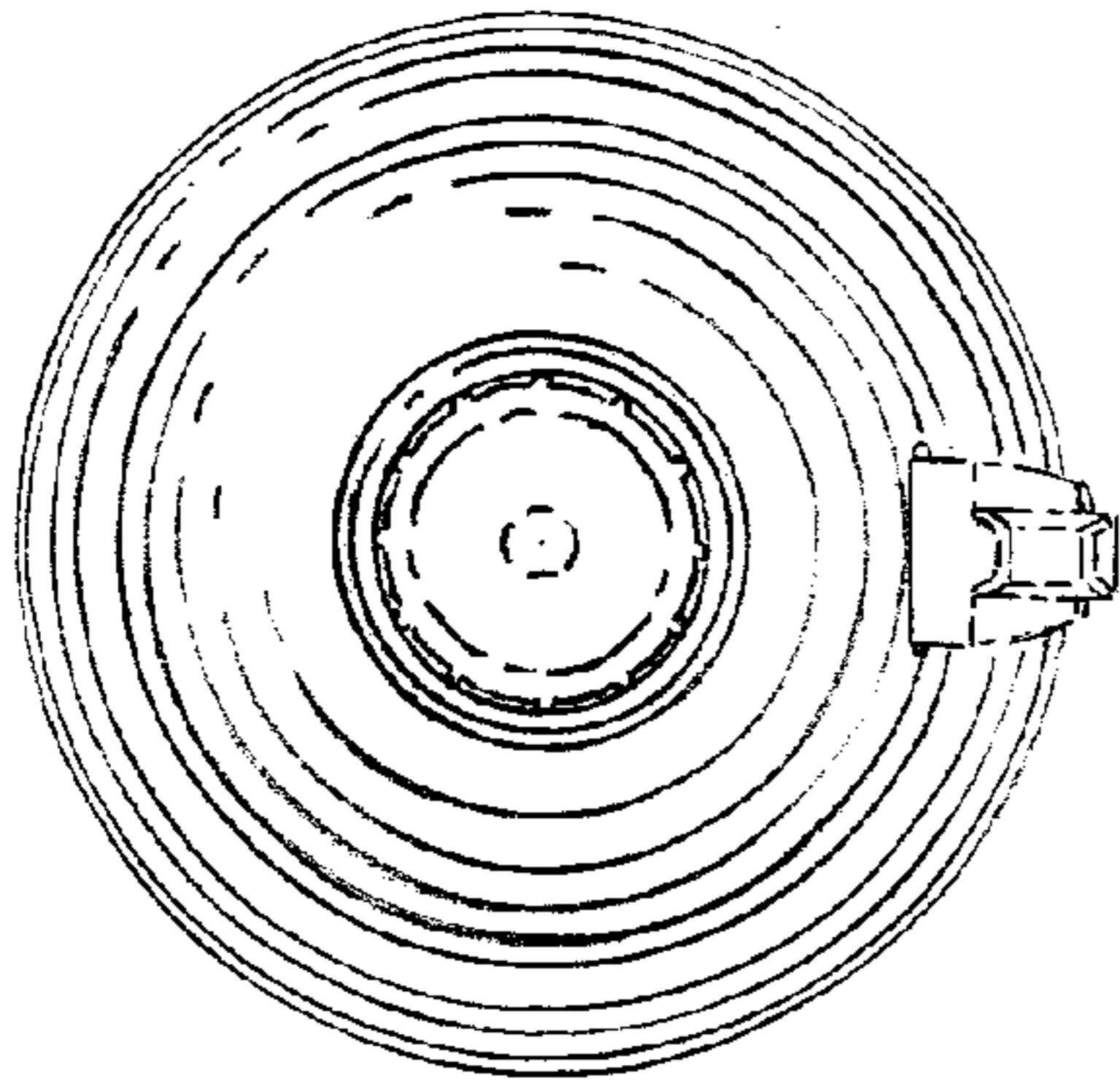


Fig. 1.

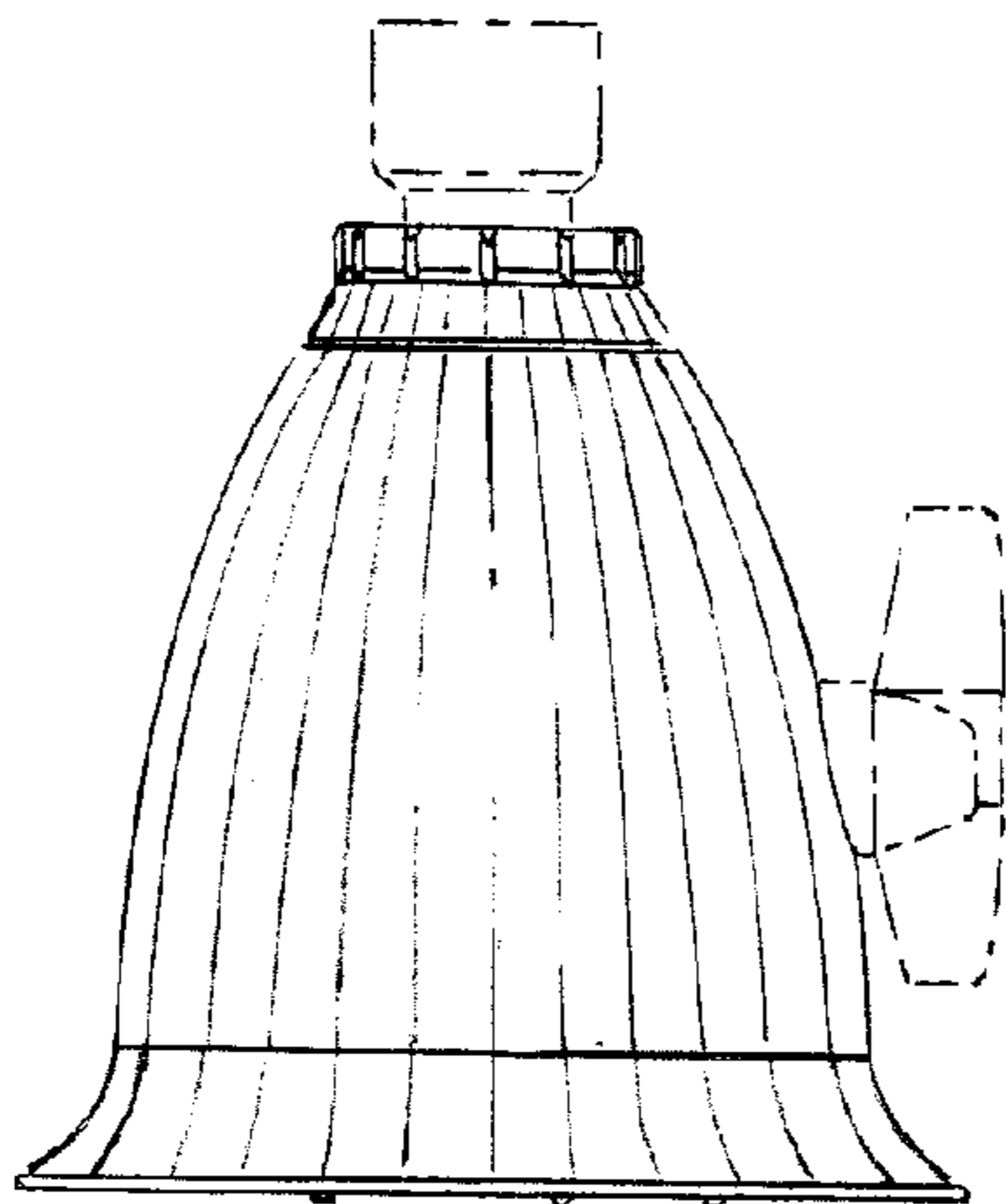


Fig. 2.

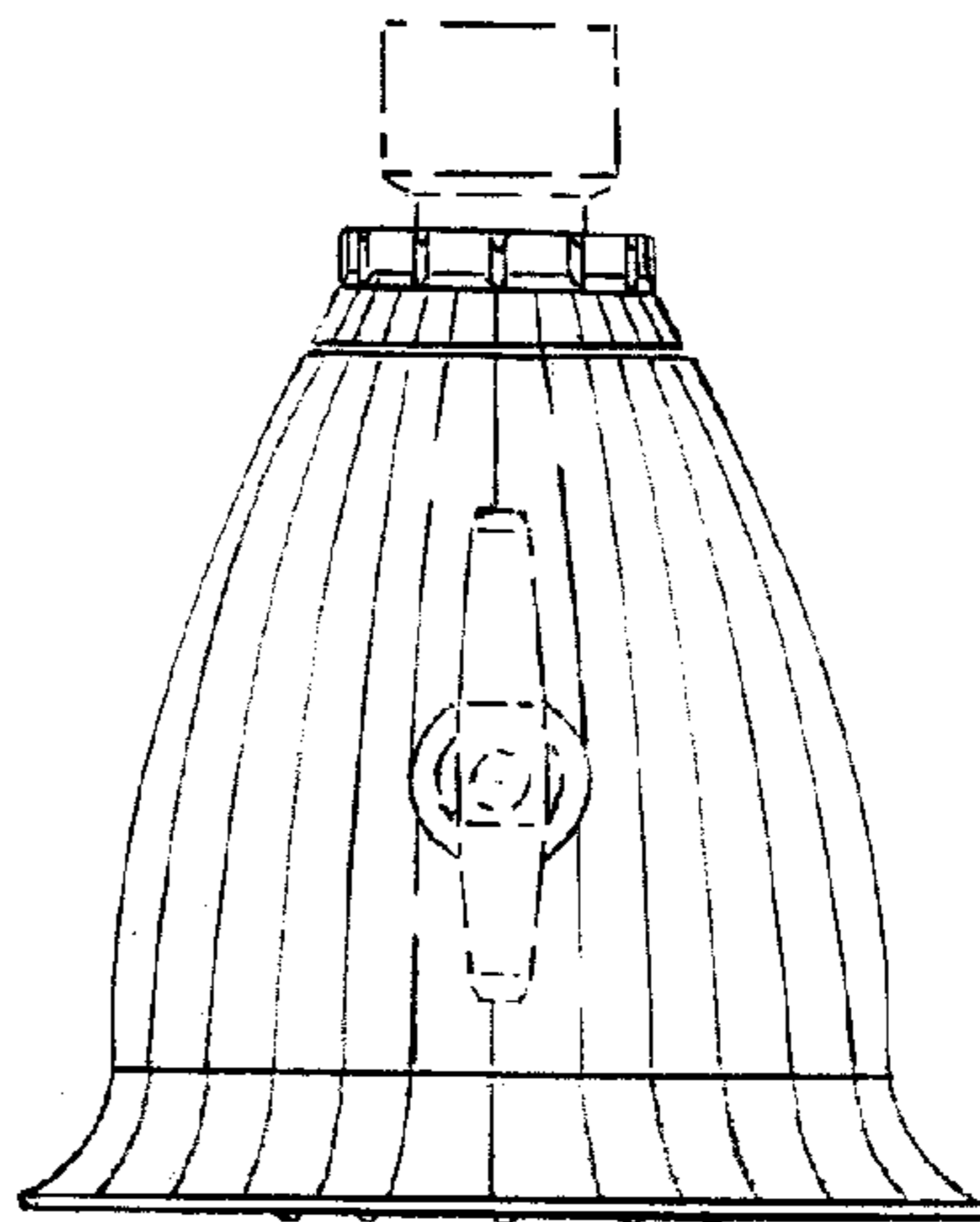


Fig. 5.

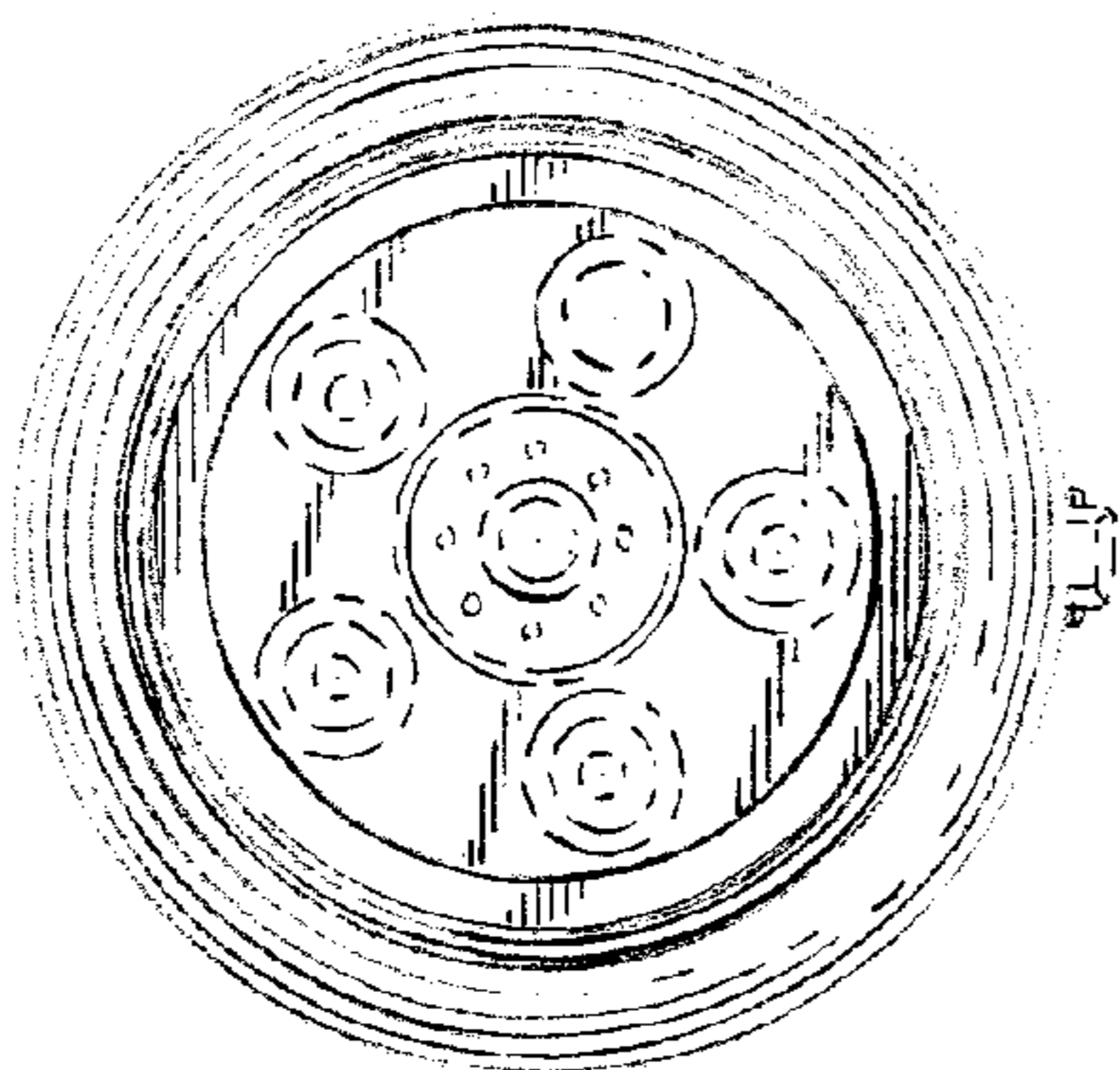


Fig. 3.

