



US00D536757S

(12) **United States Design Patent**
Hedeem, Jr.

(10) **Patent No.:** **US D536,757 S**
(45) **Date of Patent:** **** Feb. 13, 2007**

(54) **FOOTBALL EXHIBITING AN EXTERIOR WAFFLE PATTERN**

(76) Inventor: **Clemens V. Hedeem, Jr.**, 6210 Old County OR, Sturgeon Bay, WI (US) 54235

(**) Term: **14 Years**

(21) Appl. No.: **29/248,509**

(22) Filed: **Aug. 18, 2006**

(51) **LOC (8) Cl.** **21-02**

(52) **U.S. Cl.** **D21/712**

(58) **Field of Classification Search** D21/707-714;
D30/160; 473/569-614; 446/34, 220-226,
446/486

See application file for complete search history.

(56) **References Cited**

U.S. PATENT DOCUMENTS

2,131,756	A	10/1938	Roberts	
D138,150	S	* 6/1944	Davidson D21/707
2,859,040	A	* 11/1958	Gow et al. 473/596
3,508,750	A	4/1970	Henderson	
D264,741	S	* 6/1982	Patton D21/712
4,616,828	A	10/1986	Haythornthwaite et al.	
D353,427	S	* 12/1994	Wuesthoff D21/712
D356,355	S	* 3/1995	Martin D21/712
5,460,368	A	* 10/1995	Pearson 473/597
5,480,143	A	* 1/1996	McMurry 473/571
5,676,611	A	* 10/1997	Foster et al. 473/613
5,865,697	A	2/1999	Molitor et al.	
D408,482	S	* 4/1999	Morrison D21/708
D411,269	S	* 6/1999	Albarelli, Jr. D21/712
6,348,018	B1	2/2002	Ou et al.	

6,514,164	B1	2/2003	Parrett	
6,612,942	B1	9/2003	Battersby et al.	
D491,240	S	* 6/2004	Johnson D21/712
D513,096	S	* 12/2005	Stiles D30/160
7,018,311	B2	3/2006	Ou et al.	
D520,086	S	5/2006	Just et al.	
2006/0068952	A1	* 3/2006	Davignon, II 473/613

FOREIGN PATENT DOCUMENTS

JP 58081149 5/1983

* cited by examiner

Primary Examiner—Catherine Tuttle

(74) *Attorney, Agent, or Firm*—Gifford, Krass, Groh, Sprinkle, Anderson & Citkowski, P.C.

(57) **CLAIM**

The ornamental design for a football exhibiting an exterior waffle pattern, as shown and described.

DESCRIPTION

FIG. 1 is a left rear perspective view showing my new design;

FIG. 2 is a front view thereof;

FIG. 3 is a right end view thereof;

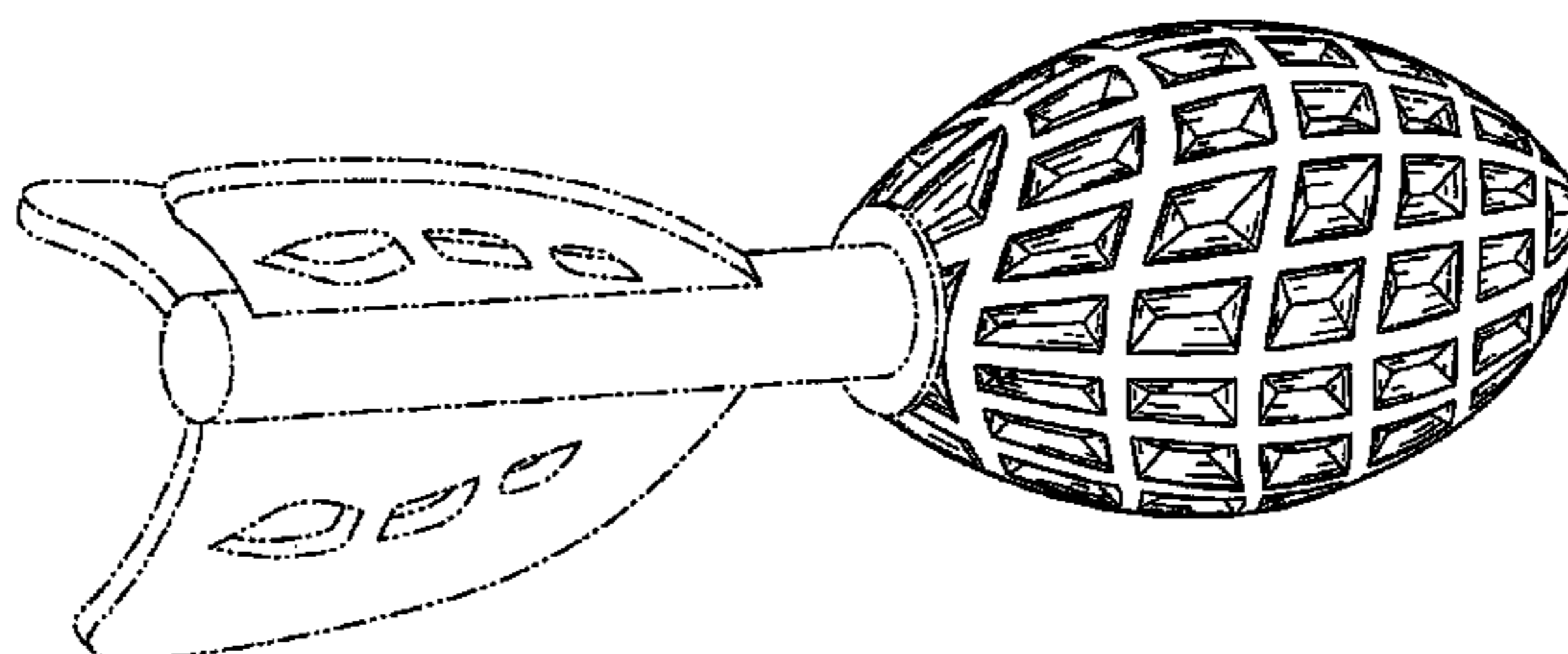

FIG. 4 is a rear view thereof;

FIG. 5 is a left end view thereof; and,

FIG. 6 is a left front perspective view of an alternative embodiment of the design in which the claim to the end portion covered by the environmental element shown in broken lines is excluded.

The broken lines in FIG. 6 are included for the purpose of illustrating a portion of the football that forms no part of the claimed design.

1 Claim, 4 Drawing Sheets






FIG - 1


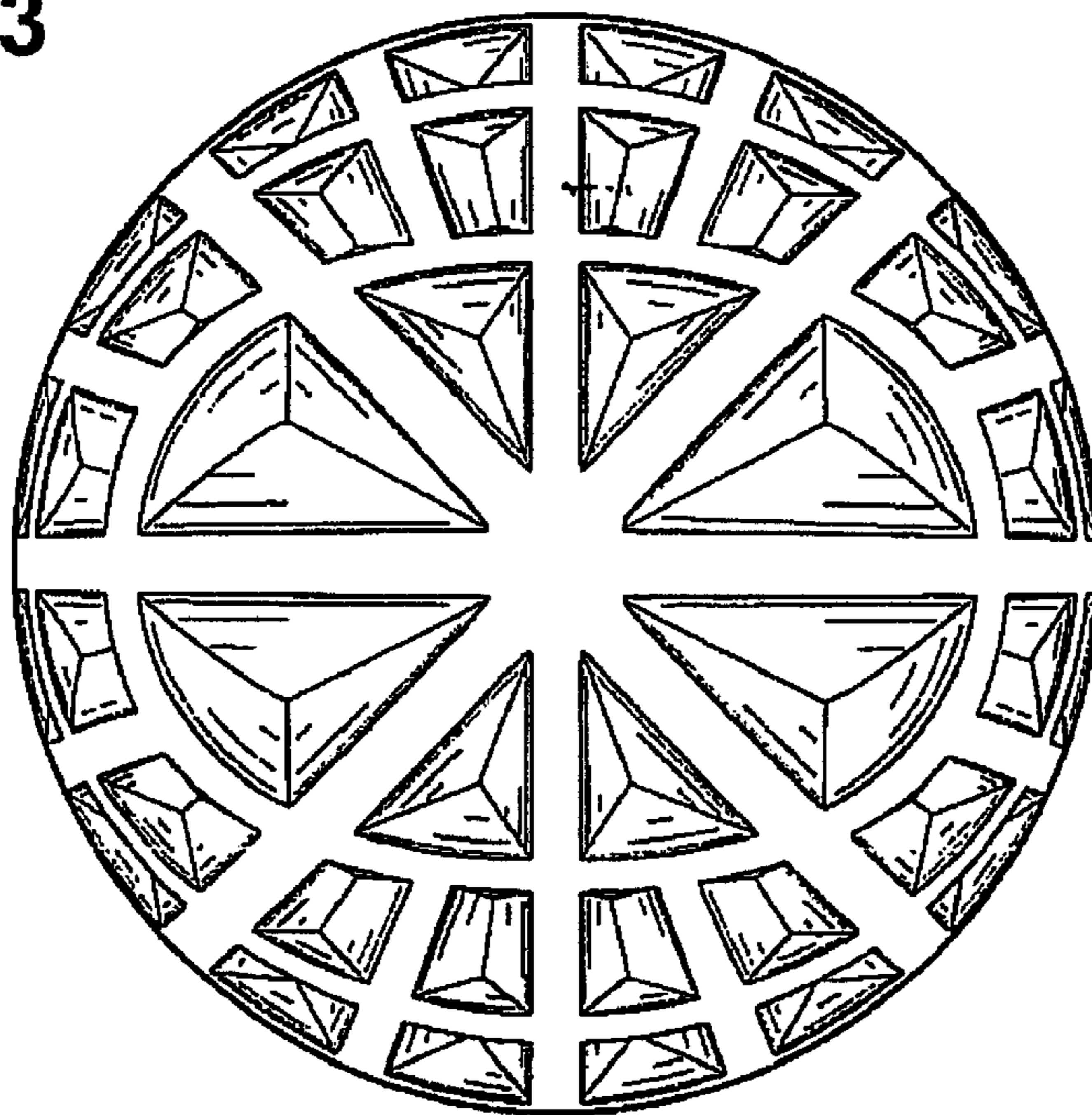


FIG - 2

FIG - 3







FIG - 4

FIG - 5



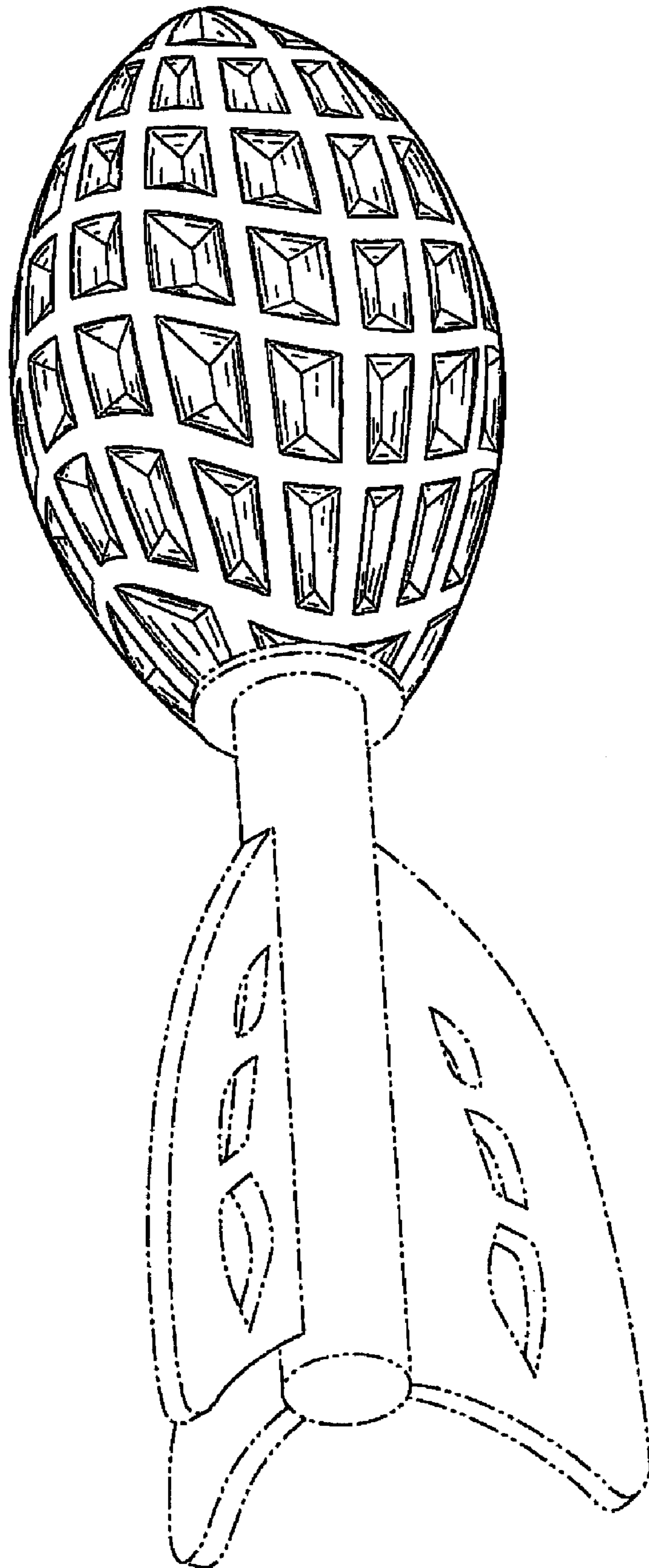


FIG - 6