



US00D536756S

(12) **United States Design Patent**  
**Steinhobel**

(10) **Patent No.:** **US D536,756 S**

(45) **Date of Patent:** **\*\* Feb. 13, 2007**

(54) **BALL**

(75) **Inventor:** **Brian Arthur Steinhobel, Sandton (ZA)**

(73) **Assignee:** **Qolf Sporting Products, Hyde Park (ZA)**

(\*\*) **Term:** **14 Years**

(21) **Appl. No.:** **29/221,757**

(22) **Filed:** **Jan. 19, 2005**

(30) **Foreign Application Priority Data**

Jul. 19, 2004 (ZA) ..... A2004/0913

(51) **LOC (8) Cl.** ..... **21-02**

(52) **U.S. Cl.** ..... **D21/708**

(58) **Field of Classification Search** ..... D21/707-714;  
473/351-385

See application file for complete search history.

(56) **References Cited**

**U.S. PATENT DOCUMENTS**

D41,327 S	*	4/1911	Pearce	.....	D21/708
1,418,220 A	*	5/1922	White	.....	473/384
D64,534 S	*	4/1924	Eldon	.....	D21/713
D65,466 S	*	8/1924	Eldon	.....	D21/713
D78,311 S	*	4/1929	Perry	.....	D21/708
D100,206 S	*	6/1936	Davis	.....	D21/709
D107,066 S	*	11/1937	Cavignac	.....	D21/708
4,762,326 A		8/1988	Gobush	.....	473/380
4,772,026 A		9/1988	Gobush	.....	473/384
4,836,552 A		6/1989	Puckett et al.	.....	273/218
4,948,143 A		8/1990	Aoyama	.....	473/382
5,060,954 A	*	10/1991	Gobush	.....	473/379
5,087,048 A		2/1992	Sun et al.	.....	473/384
5,308,076 A		5/1994	Sun	.....	473/384
5,415,410 A		5/1995	Aoyama	.....	473/382
5,482,287 A		1/1996	Nesbitt et al.	.....	473/384
5,527,043 A		6/1996	Shimosaka	.....	473/384
5,562,552 A		10/1996	Thurman	.....	473/379
D375,338 S		11/1996	Stiefel et al.	.....	D21/709

D375,339 S		11/1996	Stiefel et al.	.....	D21/709
D377,816 S		2/1997	Stiefel et al.	.....	D21/709
D381,720 S		7/1997	Stiefel et al.	.....	D21/709
D381,721 S		7/1997	Stiefel	.....	D21/709
D381,722 S		7/1997	Stiefel	.....	D21/709
D381,723 S		7/1997	Stiefel et al.	.....	D21/709
D383,179 S		9/1997	Stiefel	.....	D21/709
5,688,193 A		11/1997	Kasashima et al.	.....	473/379
5,700,209 A		12/1997	Sgiura	.....	473/380
5,720,675 A		2/1998	Shimosaka et al.	.....	473/384
5,957,787 A		9/1999	Hwang	.....	473/379
D430,241 S		8/2000	Aoyama	.....	D21/709
D430,628 S		9/2000	Aoyama	.....	D21/709
D433,472 S	*	11/2000	Ogg et al.	.....	D21/708
6,241,627 B1		6/2001	Kasashima et al.	.....	473/384
6,540,625 B2		4/2003	Sajima	.....	473/383
6,595,876 B2		7/2003	Kasashima et al.	.....	473/382
D488,524 S	*	4/2004	Johnson	.....	D21/712
2001/0019974 A1	*	9/2001	Hanada et al.	.....	473/378
2003/0158002 A1	*	8/2003	Morgan et al.	.....	473/383
2005/0043119 A1	*	2/2005	Veilleux et al.	.....	473/383

\* cited by examiner

*Primary Examiner*—Catherine Tuttle

(74) *Attorney, Agent, or Firm*—Woodcock Washburn LLP

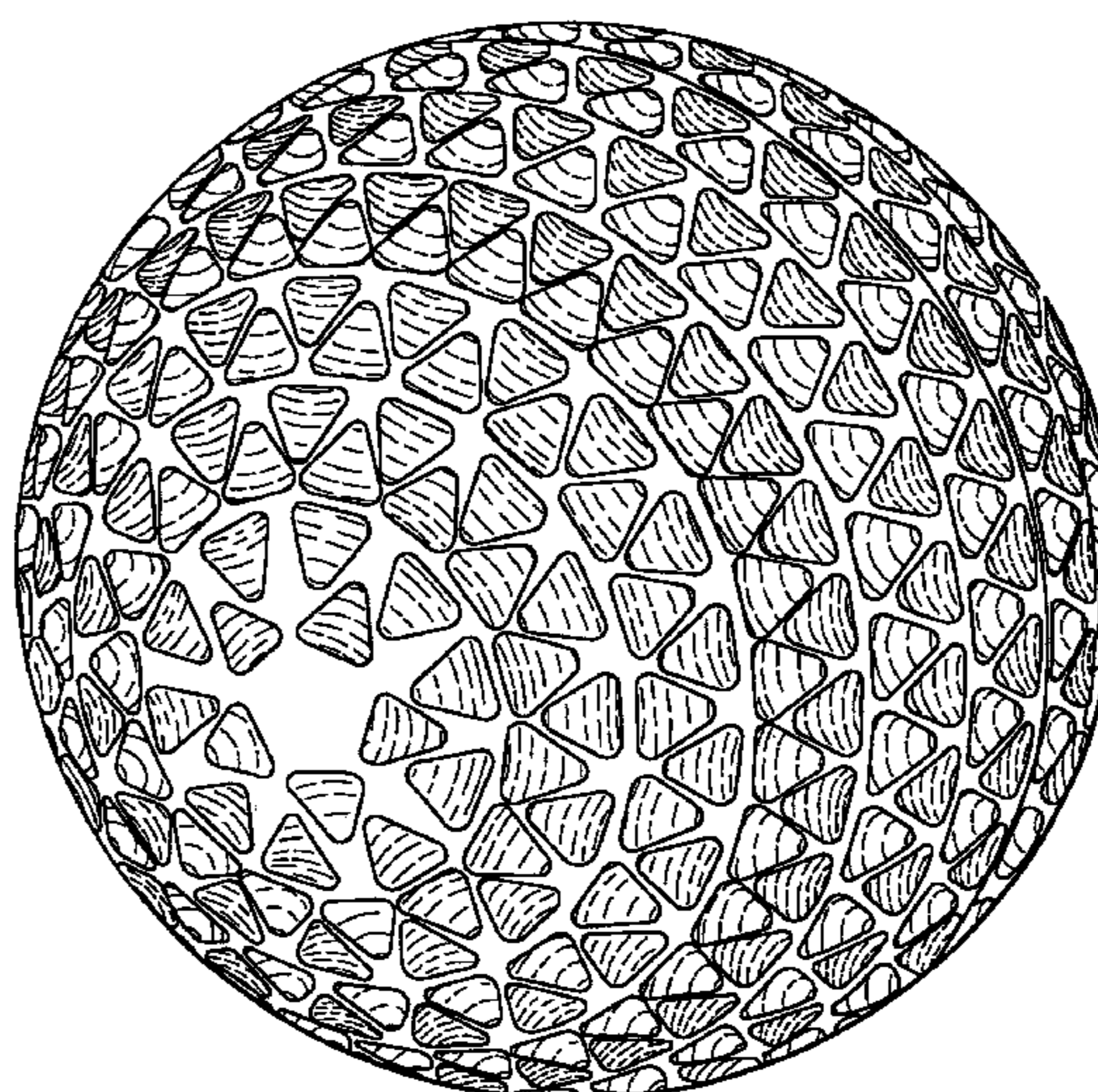
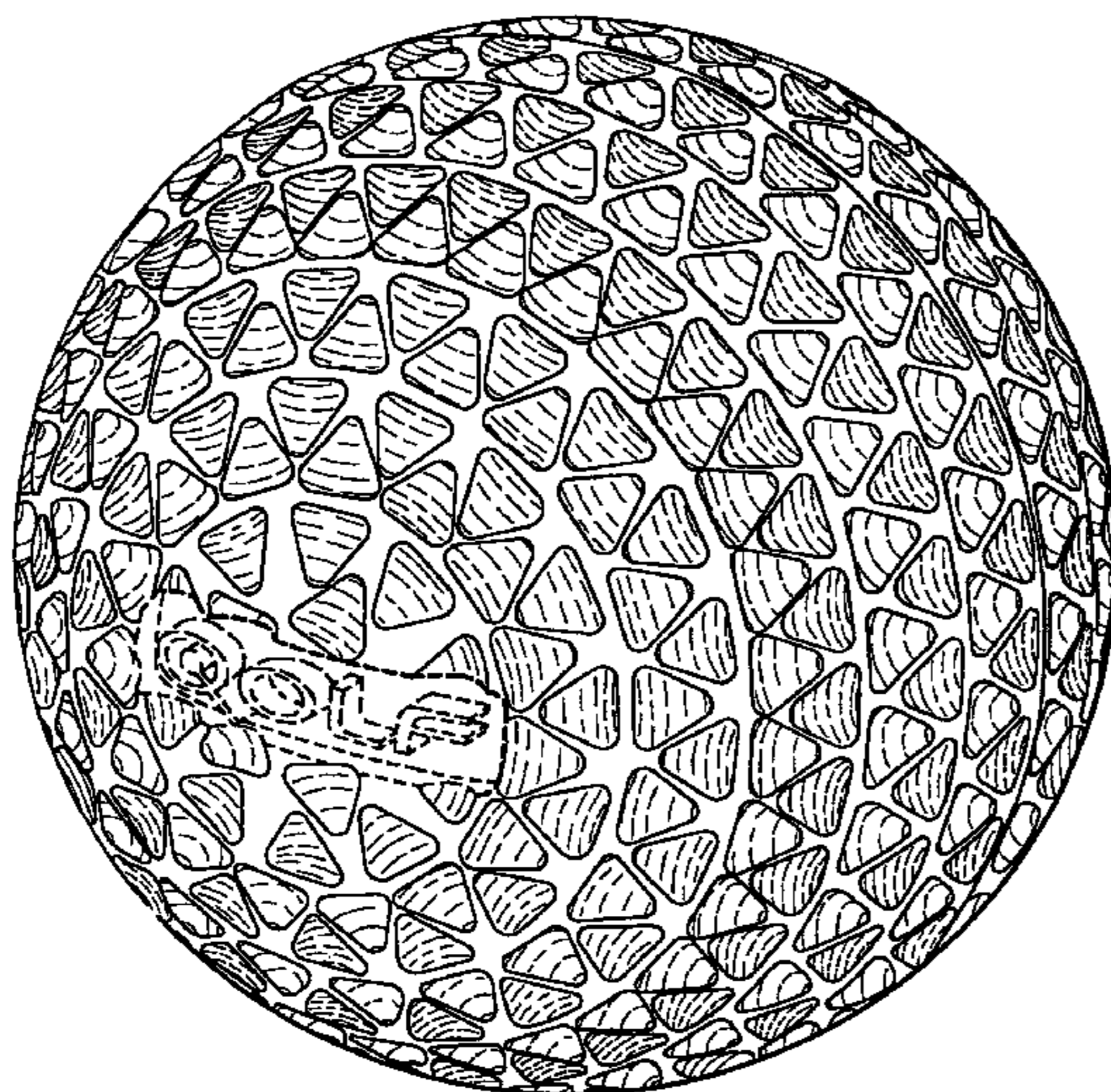
(57) **CLAIM**

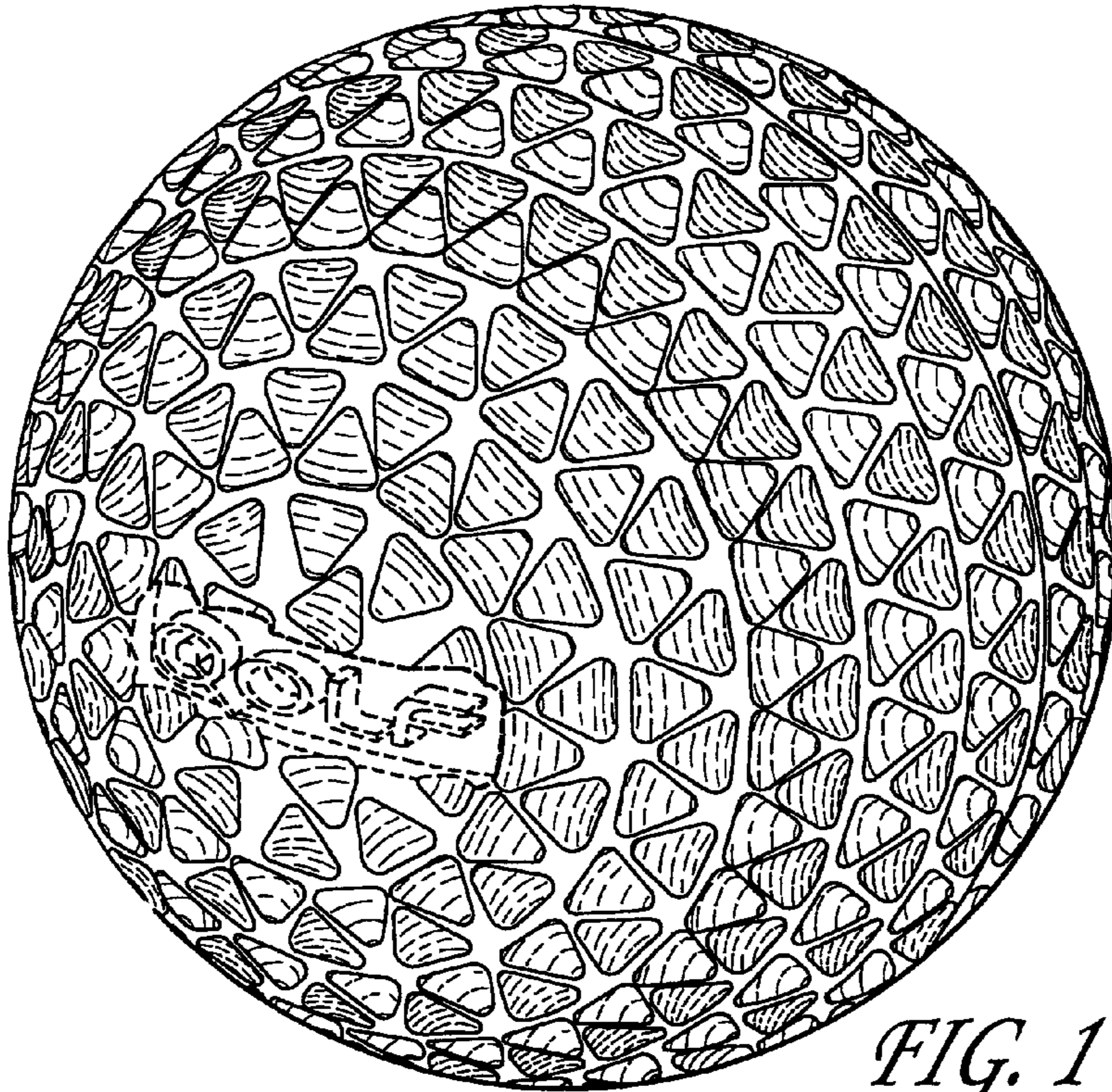
The ornamental design for a ball, as shown and described.

**DESCRIPTION**

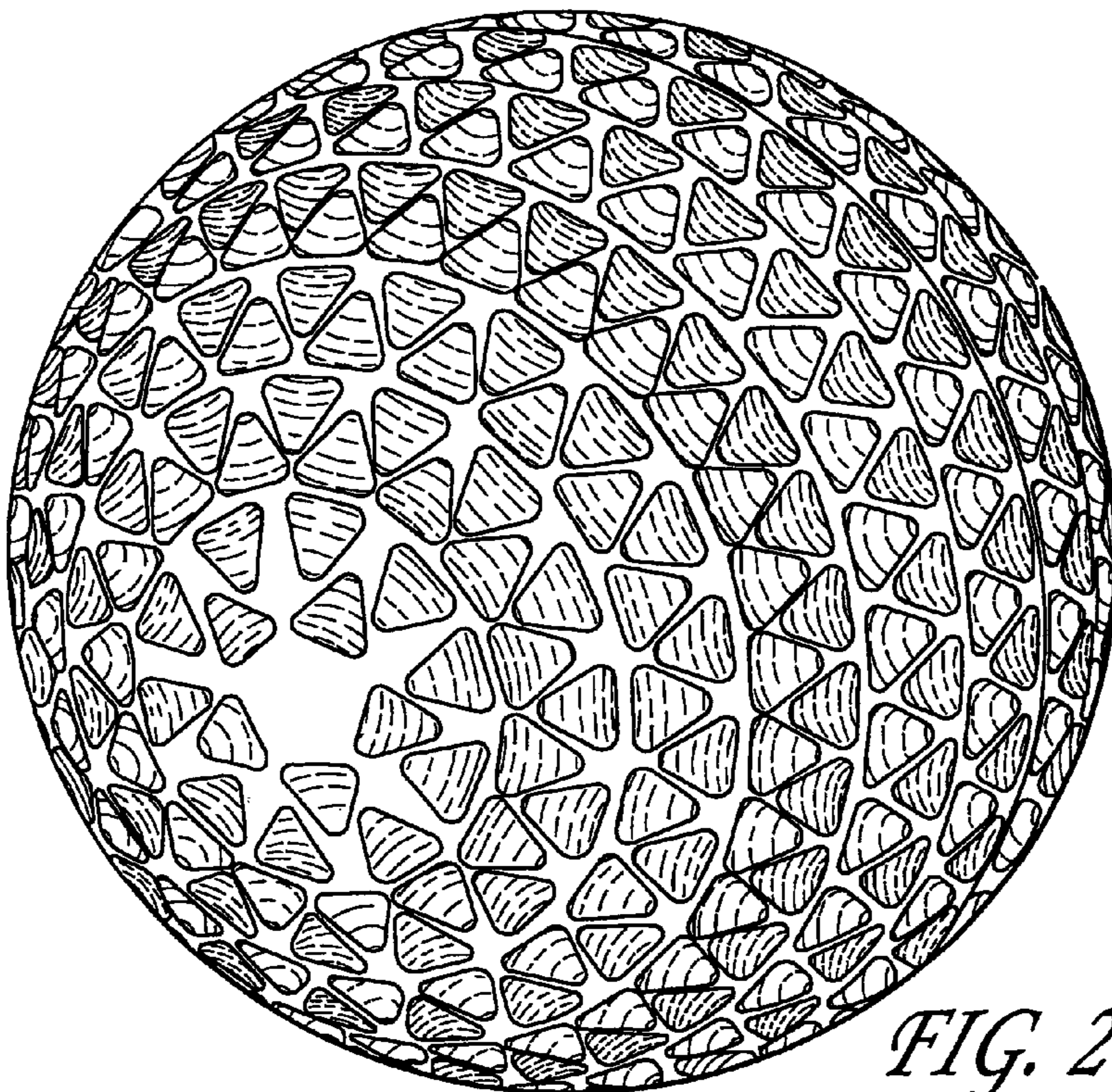
FIG. 1 is a top perspective view of a ball;  
 FIG. 2 is a bottom perspective view of the ball shown in FIG. 1;  
 FIG. 3 is a side view of the ball shown in FIG. 1, oriented with the top of the ball facing left;  
 FIG. 4 is another side view of the ball shown in FIG. 1, rotated 90° from FIG. 3; and oriented with the top of the ball facing up; and  
 FIG. 5 is a top view of the ball shown in FIG. 1; and,  
 FIG. 6 is a bottom view of the ball shown in FIG. 1.  
 The portions shown in dashed lines form no part of the claimed design.

**1 Claim, 3 Drawing Sheets**

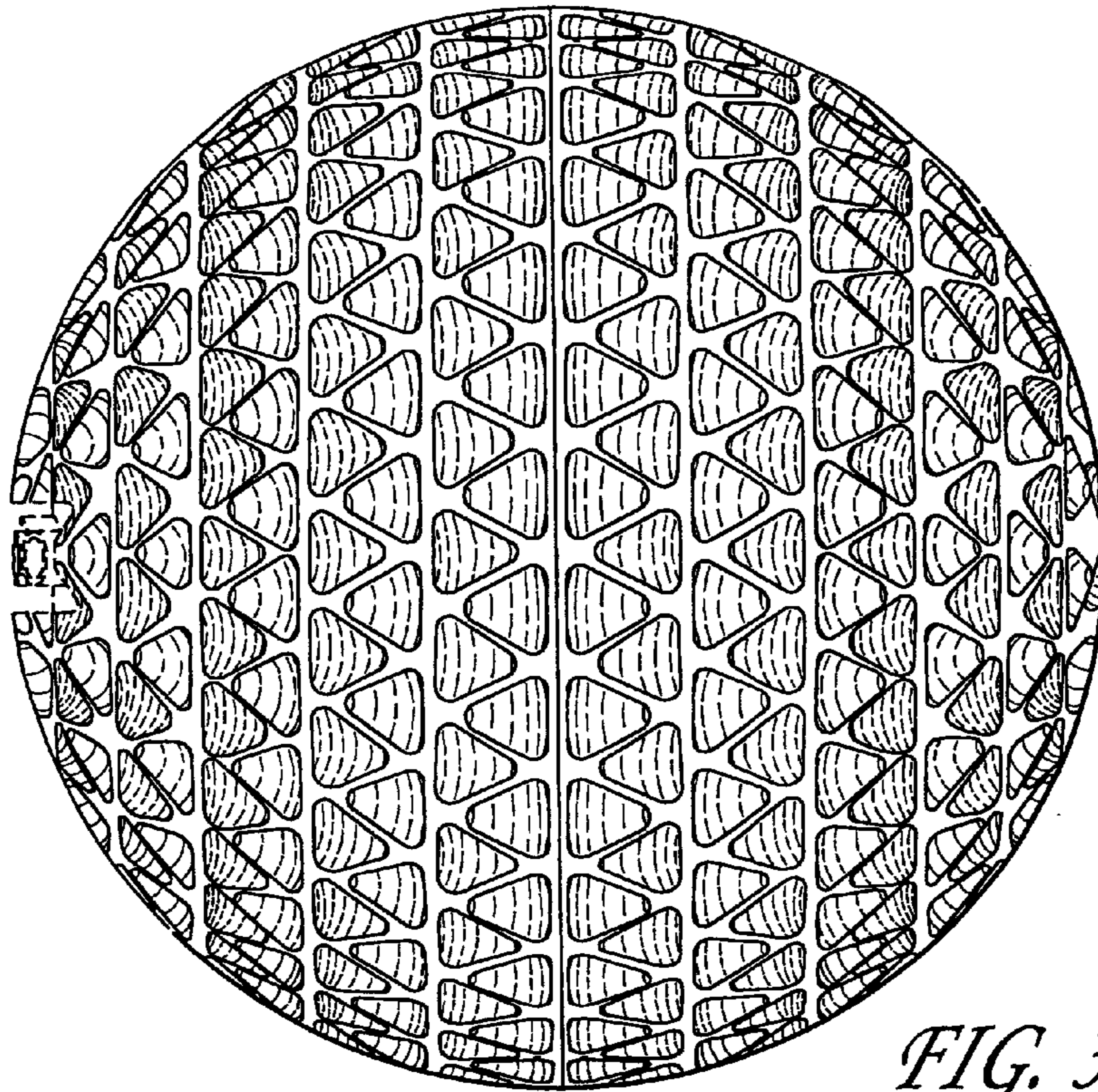




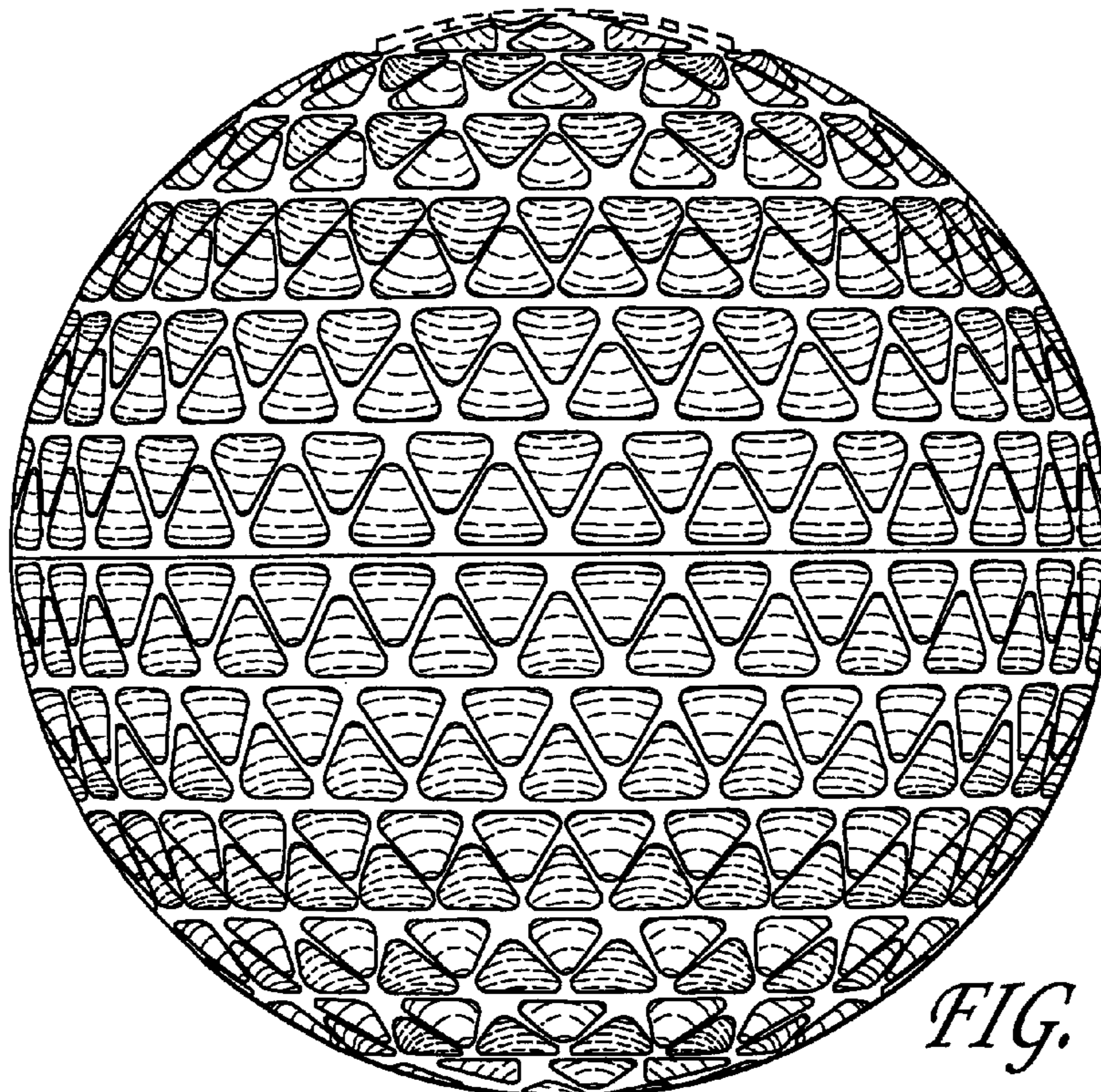
*FIG. 1*



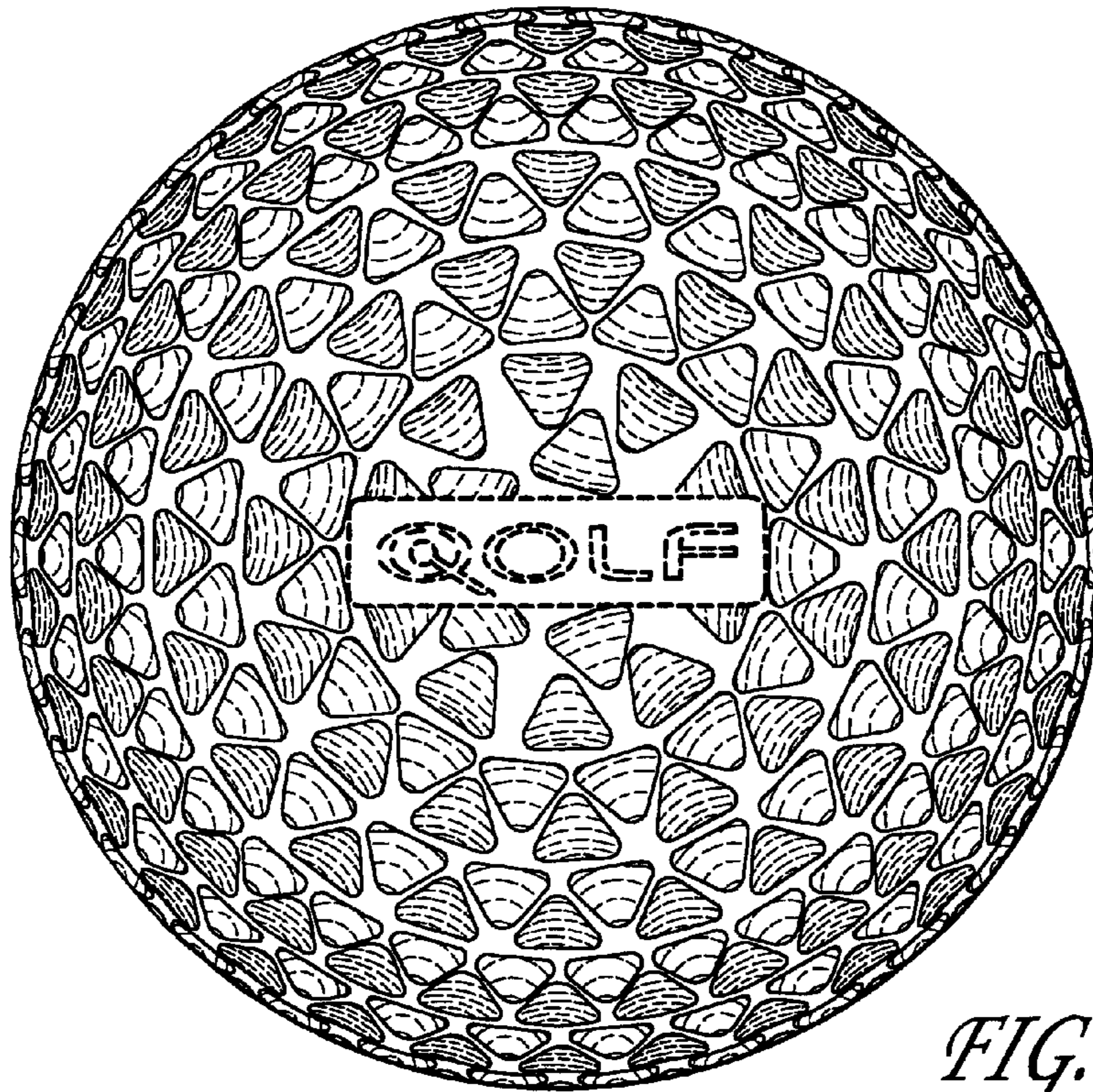
*FIG. 2*



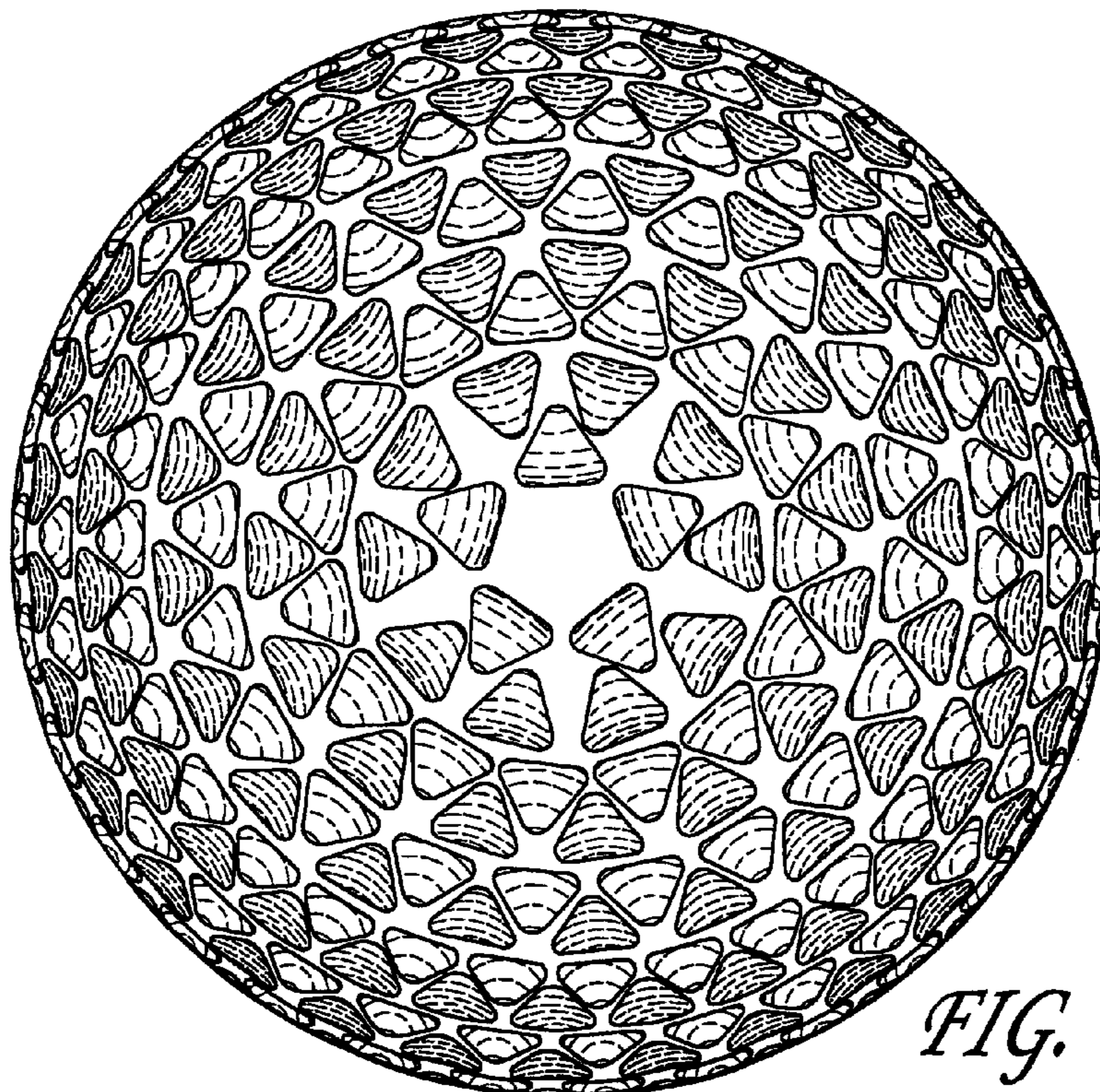
*FIG. 3*



*FIG. 4*



*FIG. 5*



*FIG. 6*