



US00D536753S

(12) **United States Design Patent**  
**Rongo**

(10) **Patent No.:** **US D536,753 S**

(45) **Date of Patent:** **\*\* Feb. 13, 2007**

(54) **CALF EXERCISER**

(76) **Inventor:** **Frank A Rongo**, 3427 161st Pl. SE.,  
No. 55, Bellevue, WA (US) 98008

(\*\*) **Term:** **14 Years**

(21) **Appl. No.:** **29/258,625**

(22) **Filed:** **Apr. 24, 2006**

**Related U.S. Application Data**

(63) Continuation of application No. 10/011,996, filed on Nov. 6, 2001, now abandoned.

(51) **LOC (8) Cl.** ..... **21-02**

(52) **U.S. Cl.** ..... **D21/685**; D21/691

(58) **Field of Classification Search** ..... D21/662,  
D21/685, 691; D6/410, 411; 211/203, 204,  
211/205, 85.3; 482/38, 79, 141; D8/358  
See application file for complete search history.

(56) **References Cited**

**U.S. PATENT DOCUMENTS**

1,410,149	A	*	3/1922	Williams et al.	.....	482/38
2,481,632	A	*	9/1949	Vossen	.....	66/157
D162,337	S	*	3/1951	O’Gatty	.....	D24/190
2,817,347	A	*	12/1957	Hilt, Sr.	.....	135/65
3,016,267	A	*	1/1962	Cones	.....	297/423.41

3,195,845	A	*	7/1965	Conti	.....	248/163.2
3,751,753	A	*	8/1973	Drewitz	.....	15/237
4,380,231	A	*	4/1983	Rocha et al.	.....	482/79
4,388,231	A	*	6/1983	Person	.....	423/249
D269,691	S	*	7/1983	Ornstein et al.	.....	D21/691
4,752,047	A	*	6/1988	Franks, Jr.	.....	242/129.6
5,290,209	A	*	3/1994	Wilkinson	.....	482/38
D355,055	S	*	1/1995	Hardison	.....	D30/124

\* cited by examiner

*Primary Examiner*—Philip S. Hyder

(74) *Attorney, Agent, or Firm*—Christensen O’Connor Johnson Kindness pllc

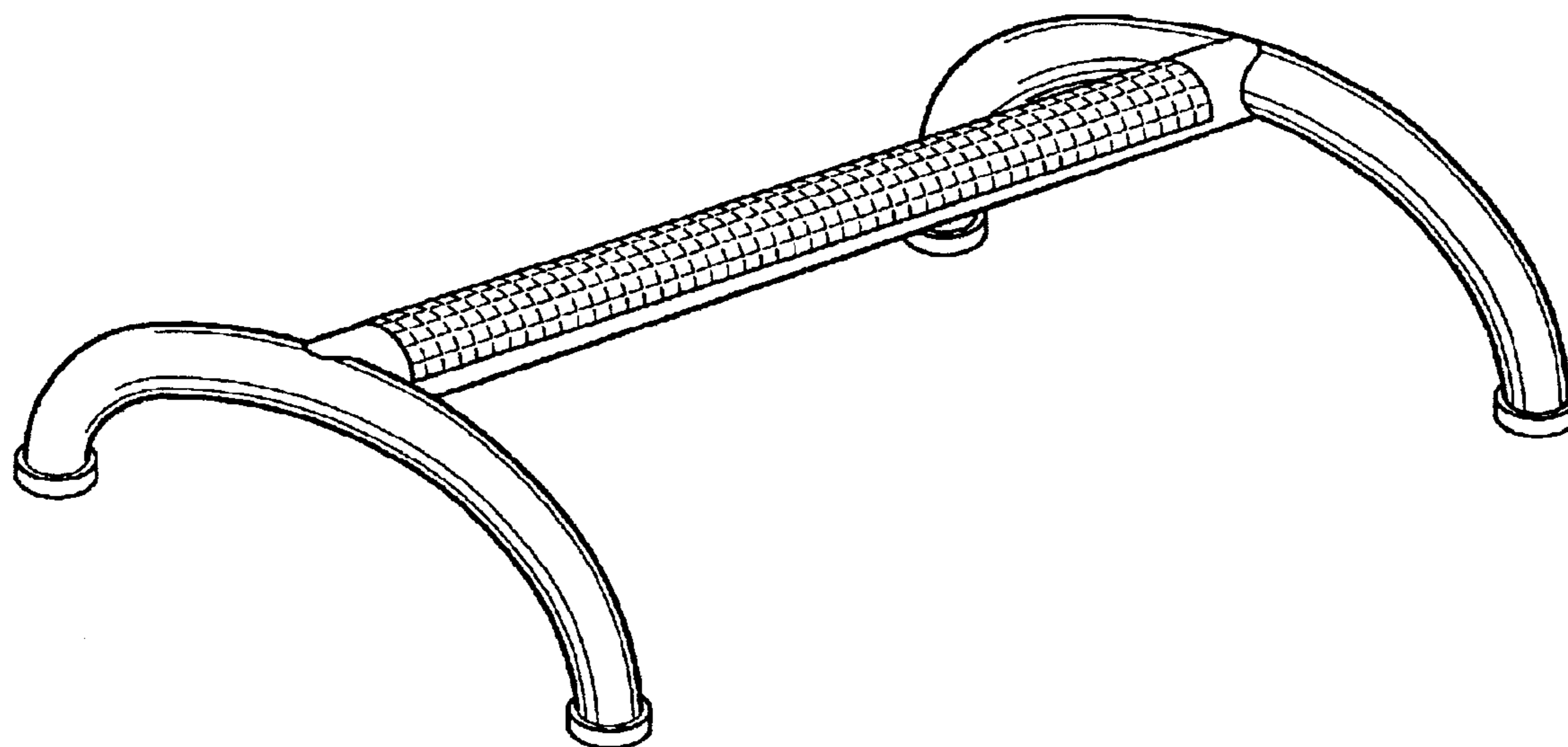
(57) **CLAIM**

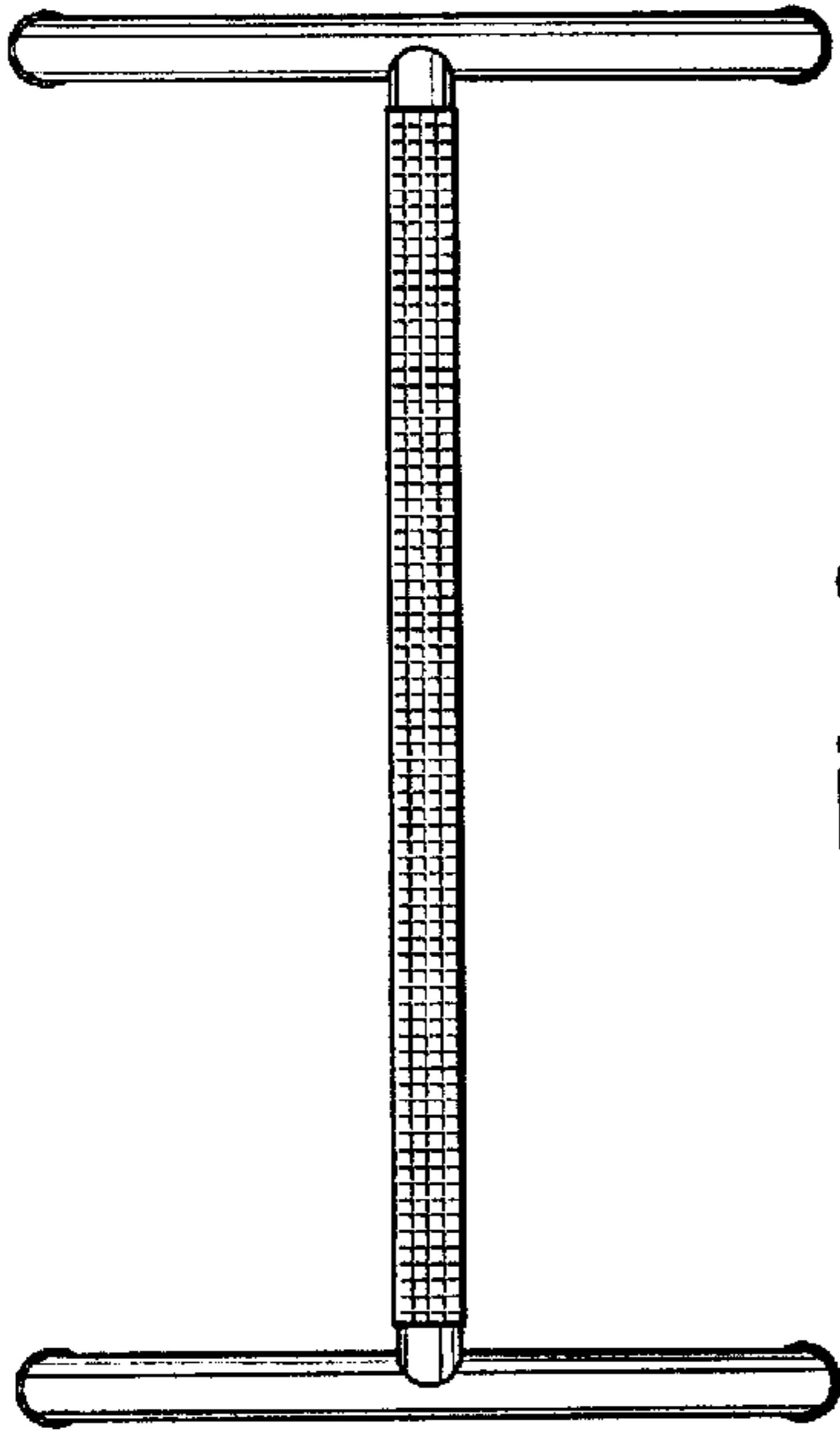
The ornamental design for a calf exerciser, as shown and described.

**DESCRIPTION**

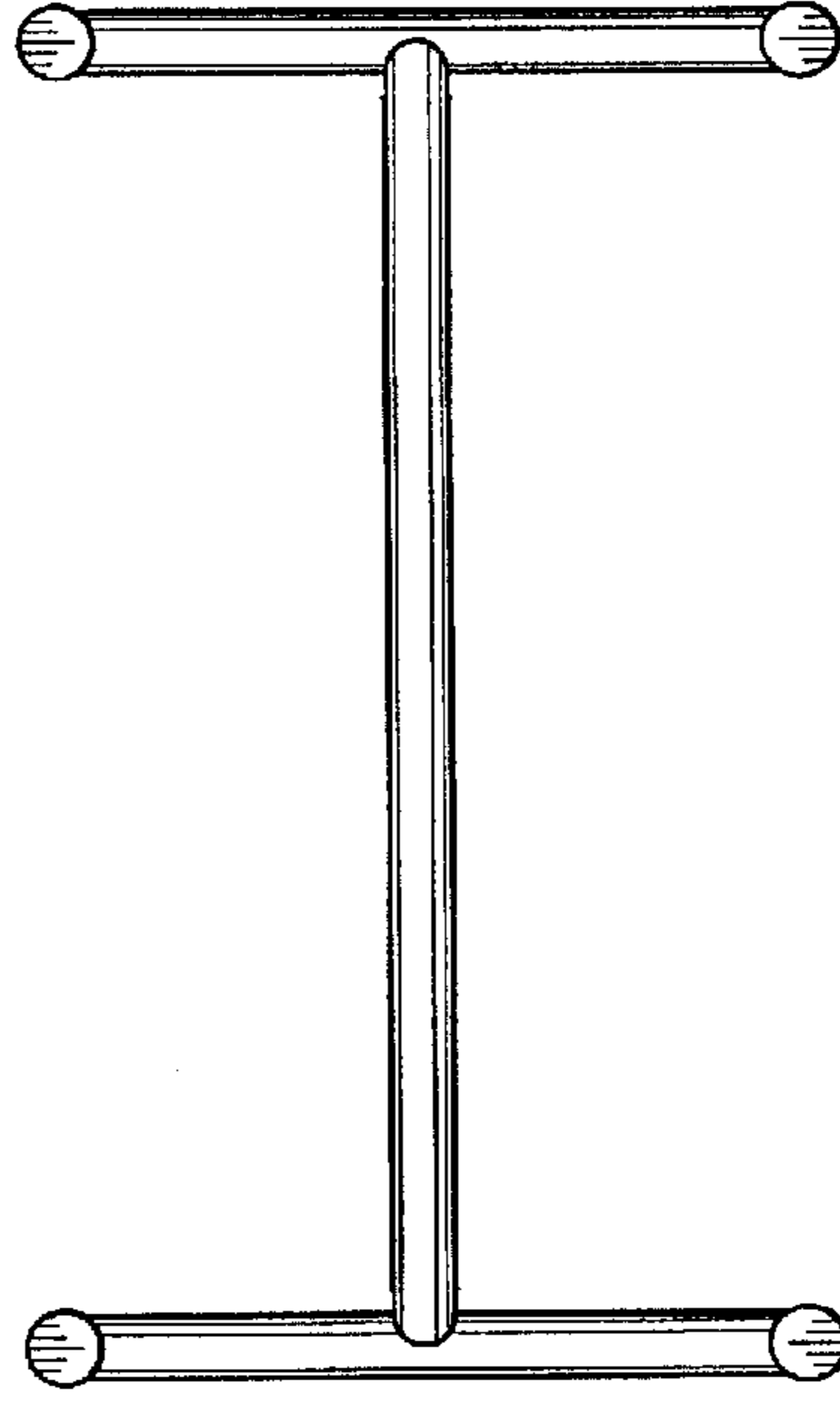
FIG. 1 is a perspective view of the calf exerciser; FIG. 2 is a top view of the calf exerciser of FIG. 1; FIG. 3 is a bottom view of the calf exerciser of FIG. 1; FIG. 4 is a front elevational view of the calf exerciser of FIG. 1, with the rear elevational view being a mirror image thereof; and, FIG. 5 is an end view of the calf exerciser of FIG. 1, with the opposite end view being a mirror image thereof.

**1 Claim, 1 Drawing Sheet**

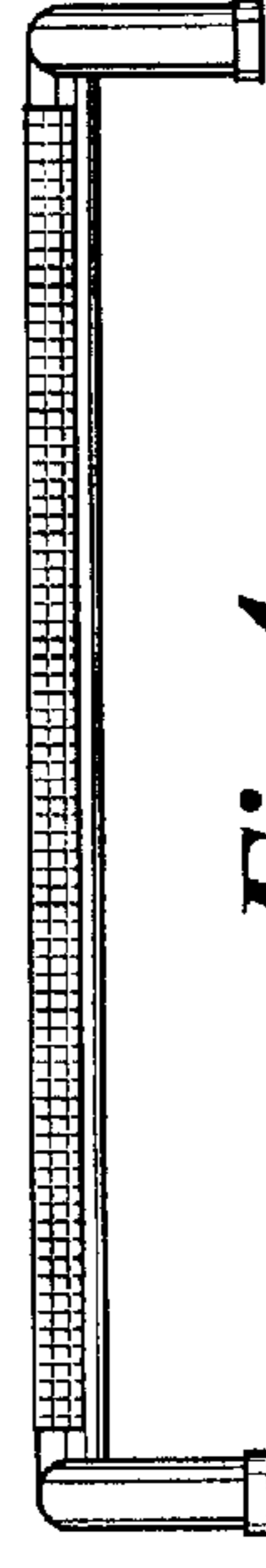




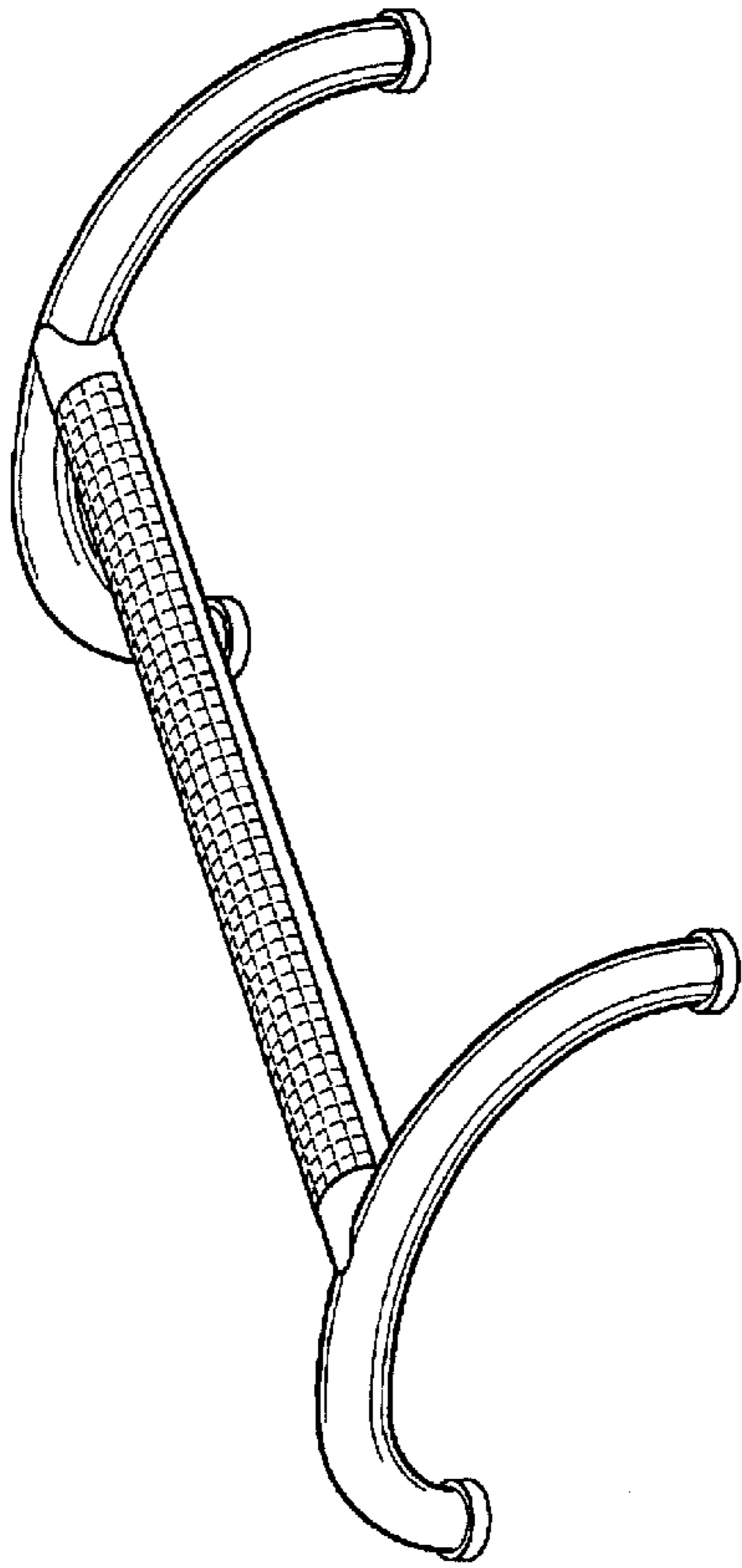
*Fig. 2.*



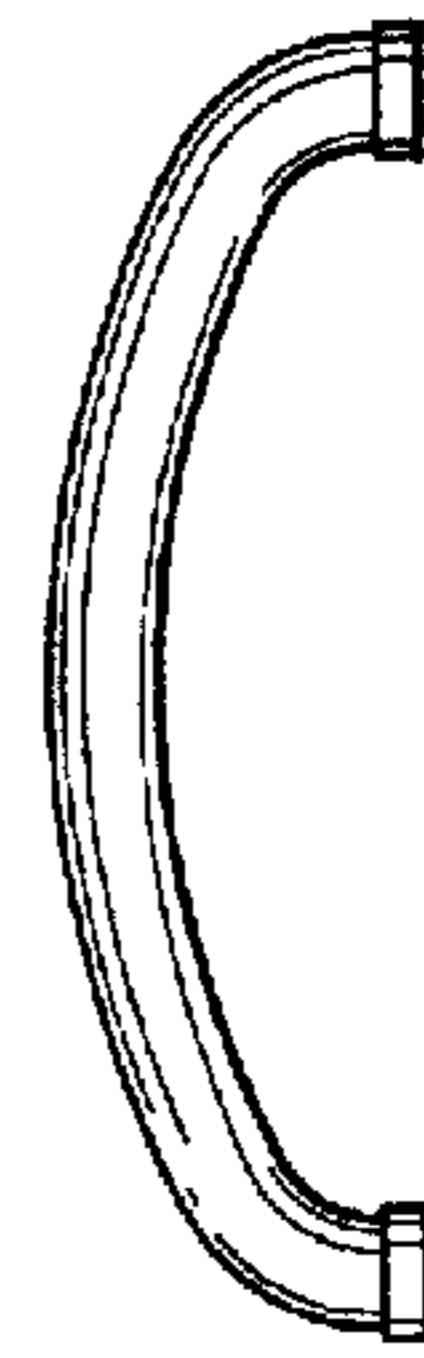
*Fig. 3.*



*Fig. 4.*



*Fig. 1.*



*Fig. 5.*

UNITED STATES PATENT AND TRADEMARK OFFICE  
**CERTIFICATE OF CORRECTION**

PATENT NO. : D536,753 S  
APPLICATION NO. : 29/258625  
DATED : February 13, 2007  
INVENTOR(S) : F. A. Rongo

Page 1 of 1

It is certified that error appears in the above-identified patent and that said Letters Patent is hereby corrected as shown below:

**On the Title Page, items:**

<u>COLUMN</u>	<u>LINE</u>	<u>ERROR</u>
(76)	Inventor	<b>“Frank A Rongo,”</b> should read <b>--Frank A. Rongo,--</b>
(63) Pg. 1, col. 1	Related U.S. Application Data	after “now abandoned.” insert --(60) Provisional application No. 60/247,152, filed on Nov. 9, 2000.--

Signed and Sealed this  
Nineteenth Day of June, 2012



David J. Kappos  
*Director of the United States Patent and Trademark Office*