



US00D536737S

(12) **United States Design Patent**
Lee

(10) **Patent No.:** **US D536,737 S**

(45) **Date of Patent:** **** Feb. 13, 2007**

(54) **HEART SHAPED DECORATIVE MAGNET**

(75) Inventor: **Anthony W. Lee**, Aurora, CO (US)

(73) Assignee: **Tony Time Products, LLC**, Aurora, CO (US)

(**) Term: **14 Years**

(21) Appl. No.: **29/229,627**

(22) Filed: **May 10, 2005**

(51) **LOC (8) Cl.** **19-02**

(52) **U.S. Cl.** **D19/90**

(58) **Field of Classification Search** D1/112;
D6/305; D9/629; D11/56, 103, 133, 136,
D11/141; D13/183; D18/15; D19/65, 80,
D19/82, 86, 90, 91, 99, 100; D20/11, 32;
D21/404; 24/67.9, 303; 63/20; 40/600, 621,
40/700, 768, 769, 798; 206/818; 211/DIG. 1;
248/206.5, 309.4, 467; 428/7, 913.3

See application file for complete search history.

(56) **References Cited**

U.S. PATENT DOCUMENTS

D33,634 S	*	12/1900	Lord	D3/210
D139,353 S	*	11/1944	Silson	D11/56
2,451,913 A	*	10/1948	Brice	428/67
2,780,017 A	*	2/1957	Paig	40/124.09
3,016,178 A	*	1/1962	Knocks	229/116.2
D246,333 S	*	11/1977	Boecher, Jr.	D20/43
D252,155 S	*	6/1979	Okimoto	D19/4
D263,813 S	*	4/1982	Buschmann	D11/83
D277,392 S	*	1/1985	Salinger	D19/42
D302,831 S	*	8/1989	Lau	D19/65
5,094,090 A	*	3/1992	Bone	63/20
D333,447 S	*	2/1993	Butler, Jr.	D11/80
D334,354 S	*	3/1993	McNally, Jr.	D11/81

D342,144 S	*	12/1993	Yang	D1/112
5,390,510 A	*	2/1995	Tirio-Cloonan	63/1.15
D363,303 S	*	10/1995	Winston	D18/18
D447,932 S	*	9/2001	Kelleghan	D8/356
D465,146 S	*	11/2002	Kopplin	D8/356
D468,632 S	*	1/2003	Kaneko	D9/629
D474,967 S	*	5/2003	Kaneko	D9/438
D474,994 S	*	5/2003	Comolli	D11/81
D487,014 S	*	2/2004	Kelleghan	D8/356
D491,711 S	*	6/2004	Arbaugh, II	D1/112
6,878,422 B1	*	4/2005	Spaar	428/9
D513,972 S	*	1/2006	Goldberg	D8/383
D514,272 S	*	2/2006	Feilen	D1/112
D516,731 S	*	3/2006	Harris et al.	D24/208
D516,943 S	*	3/2006	Slater	D11/103

* cited by examiner

Primary Examiner—Elizabeth A. Albert

(74) *Attorney, Agent, or Firm*—Lee G. Meyer, Esq.; Meyer & Associates, LLC

(57) **CLAIM**

The ornamental design for a heart shaped decorative magnet, as shown and described.

DESCRIPTION

FIG. 1 is a perspective view of the heart shaped decorative magnet showing my new design.



FIG. 2 is a front view, as well as a back view, of the heart shaped decorative magnet.

FIG. 3 is a left side view, as well as a right side view, of the heart shaped decorative magnet.

FIG. 4 is a top view of the heart shaped decorative magnet; and,

FIG. 5 is a bottom view of the heart shaped decorative magnet.

1 Claim, 1 Drawing Sheet






FIG. 1




FIG. 2



FIG. 3



FIG. 4



FIG. 5