



US00D536736S

(12) **United States Design Patent**
Pascale et al.

(10) **Patent No.:** **US D536,736 S**
(45) **Date of Patent:** **** Feb. 13, 2007**

(54) **PROJECT MANAGEMENT ORGANIZER CLIP**

(75) Inventors: **Steven Patrick Pascale**, Irvine, CA (US); **Michael Patrick Pascale**, San Clemente, CA (US)

(73) Assignee: **Memo-Clip Incorporated**, Costa Mesa, CA (US)

(**) Term: **14 Years**

(21) Appl. No.: **29/233,834**

(22) Filed: **Jul. 8, 2005**

(51) **LOC (8) Cl.** **19-02**

(52) **U.S. Cl.** **D19/88**

(58) **Field of Classification Search** D6/406.6, D6/430, 509; D7/698; D19/36, 52, 78, 86, D19/87, 88, 92, 95; 40/1; 281/44, 45; 434/408, 434/409, 415, 417, 421, 422, 425, 428
See application file for complete search history.

(56) **References Cited**

U.S. PATENT DOCUMENTS

130,094 A *	7/1872	White et al.	108/43
2,080,734 A	5/1937	Mull	
D152,153 S *	12/1948	Harvey	D6/349
2,493,276 A	1/1950	Thurston	
2,621,945 A *	12/1952	Cooper	462/71
3,286,381 A	11/1966	Wooge	
3,404,435 A	10/1968	Freundlich	
4,506,416 A	3/1985	Ohminato et al.	
4,563,796 A	1/1986	Kettlestrings	
4,768,810 A	9/1988	Mertens	
4,982,685 A	1/1991	Abe	
5,056,825 A	10/1991	Templet	
5,214,825 A	6/1993	Hirzel	
5,398,384 A	3/1995	Rinard	
5,481,784 A	1/1996	Sinaiko	
5,638,583 A	6/1997	Tseng	
D382,445 S *	8/1997	Indekeu	D7/554.2
D387,089 S *	12/1997	Despointes	D19/52
5,695,219 A	12/1997	Crawford	
5,836,098 A	11/1998	Carney	

5,870,802 A	2/1999	Goldman	
D413,929 S *	9/1999	Hartmann et al.	D19/88
6,024,384 A	2/2000	Jones et al.	
D435,066 S *	12/2000	Hurschman	D19/52
6,170,791 B1	1/2001	Pitcher et al.	

(Continued)

FOREIGN PATENT DOCUMENTS

EP	1009637	6/2000
GB	2311490	10/1997
JP	09118089	5/1997
JP	10000890	6/1998
JP	2001026189	1/2001
JP	2002264573	9/2002
JP	2003118280	4/2003
JP	2004306468	11/2004
WO	WO 81/01535	6/1981
WO	WO 9818636	5/1998
WO	WO 0158700	8/2001
WO	WO 2004060695	7/2004

Primary Examiner—Caron D. Veynar
Assistant Examiner—Elizabeth Albert
(74) *Attorney, Agent, or Firm*—Knobbe, Martens, Olson & Bear LLP

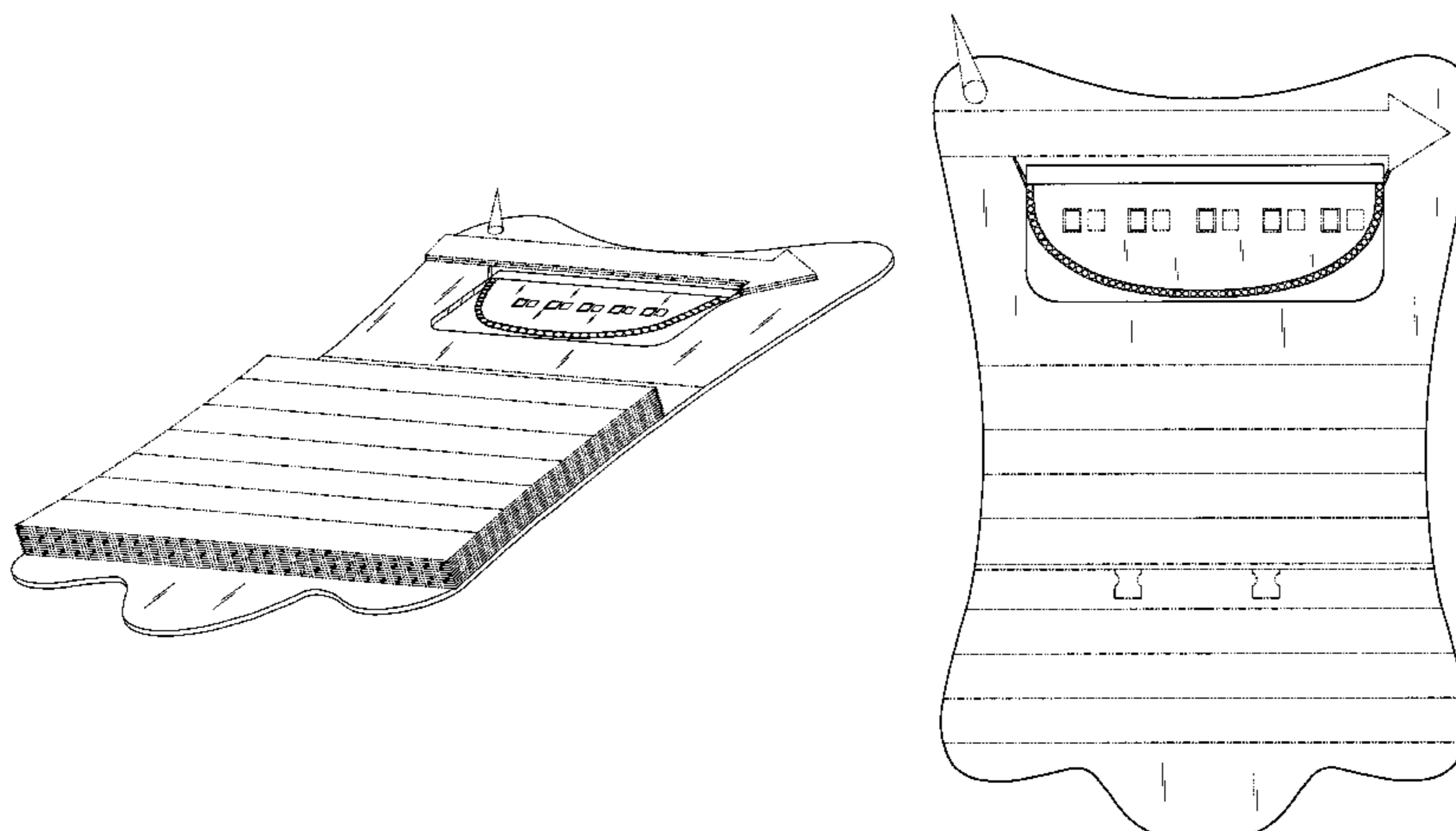
(57) **CLAIM**

The ornamental design for an project management organizer clip, as shown and described.

DESCRIPTION

FIG. 1 is a perspective view of an project management organizer clip showing our new design in accordance with the invention;
FIG. 2 is a front elevational view thereof;
FIG. 3 is a rear elevational view thereof;
FIG. 4 is a top plan view thereof;
FIG. 5 is a bottom plan view thereof;
FIG. 6 is a left side elevational view thereof; and,
FIG. 7 is a right side elevational view thereof.
The broken lines showing environment in drawings are for information purposes only and form no part of the claimed design.

1 Claim, 4 Drawing Sheets



US D536,736 S

Page 2

U.S. PATENT DOCUMENTS

D442,795 S *	5/2001	Holt	D6/406.3	6,691,376 B1	2/2004	Chen	
D455,024 S *	4/2002	Mimick et al.	D6/406.3	D490,472 S *	5/2004	Nuttall et al.	D19/88
6,681,452 B1	1/2004	Holland		D495,369 S *	8/2004	Holland	D19/88
D486,863 S	2/2004	Coe		2002/0166497 A1	11/2002	Rae	

* cited by examiner

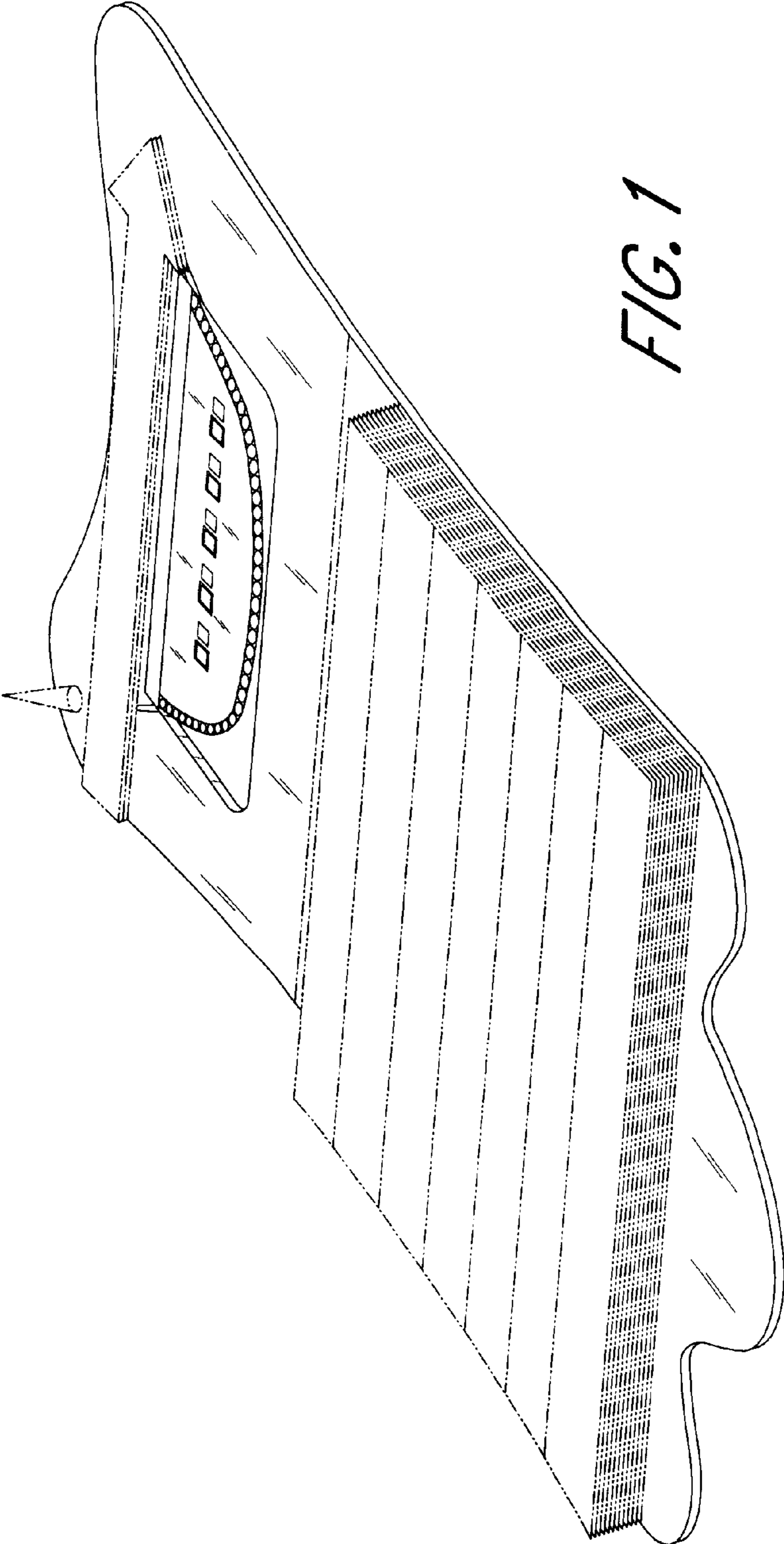


FIG. 1

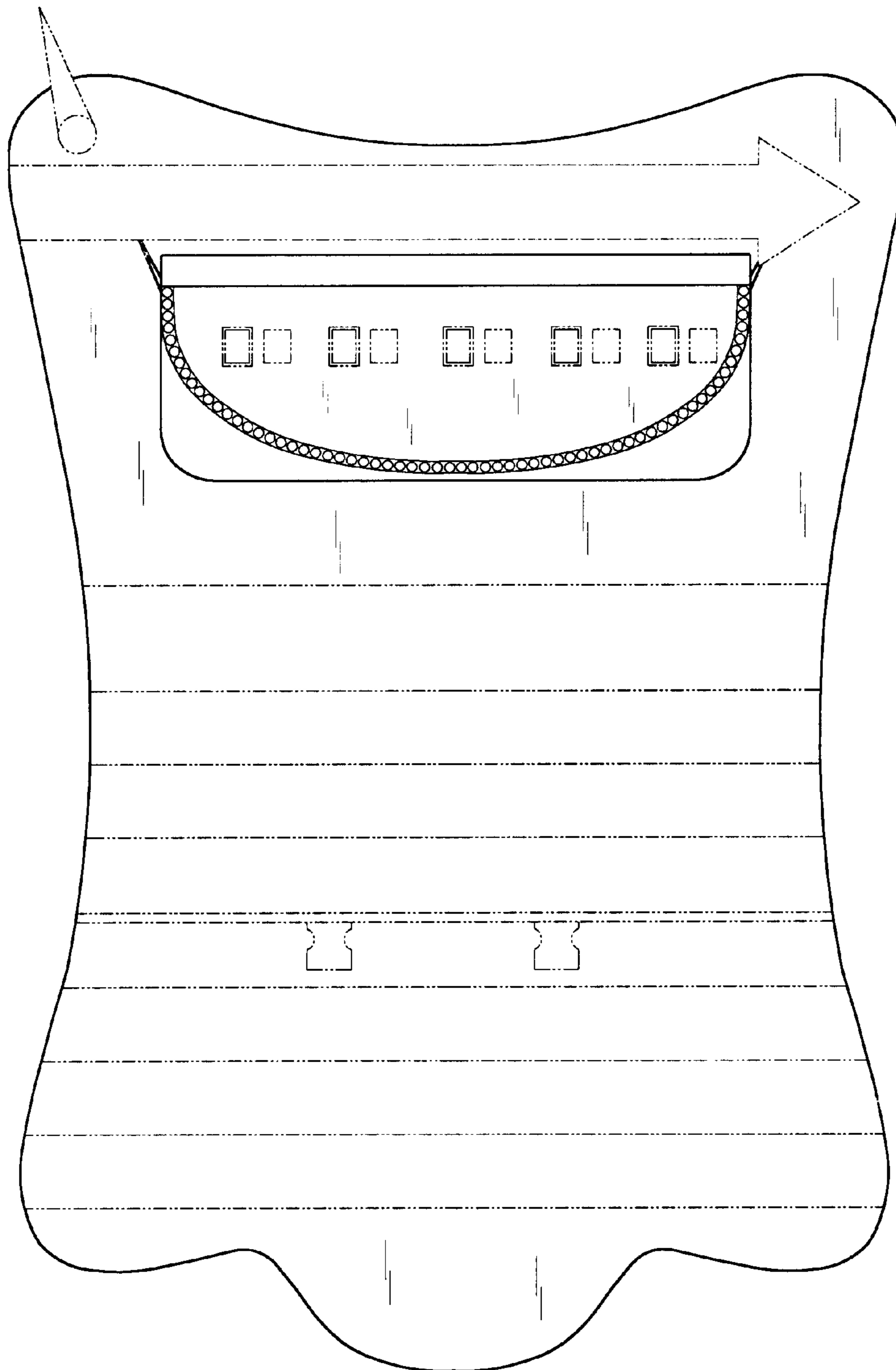


FIG. 2

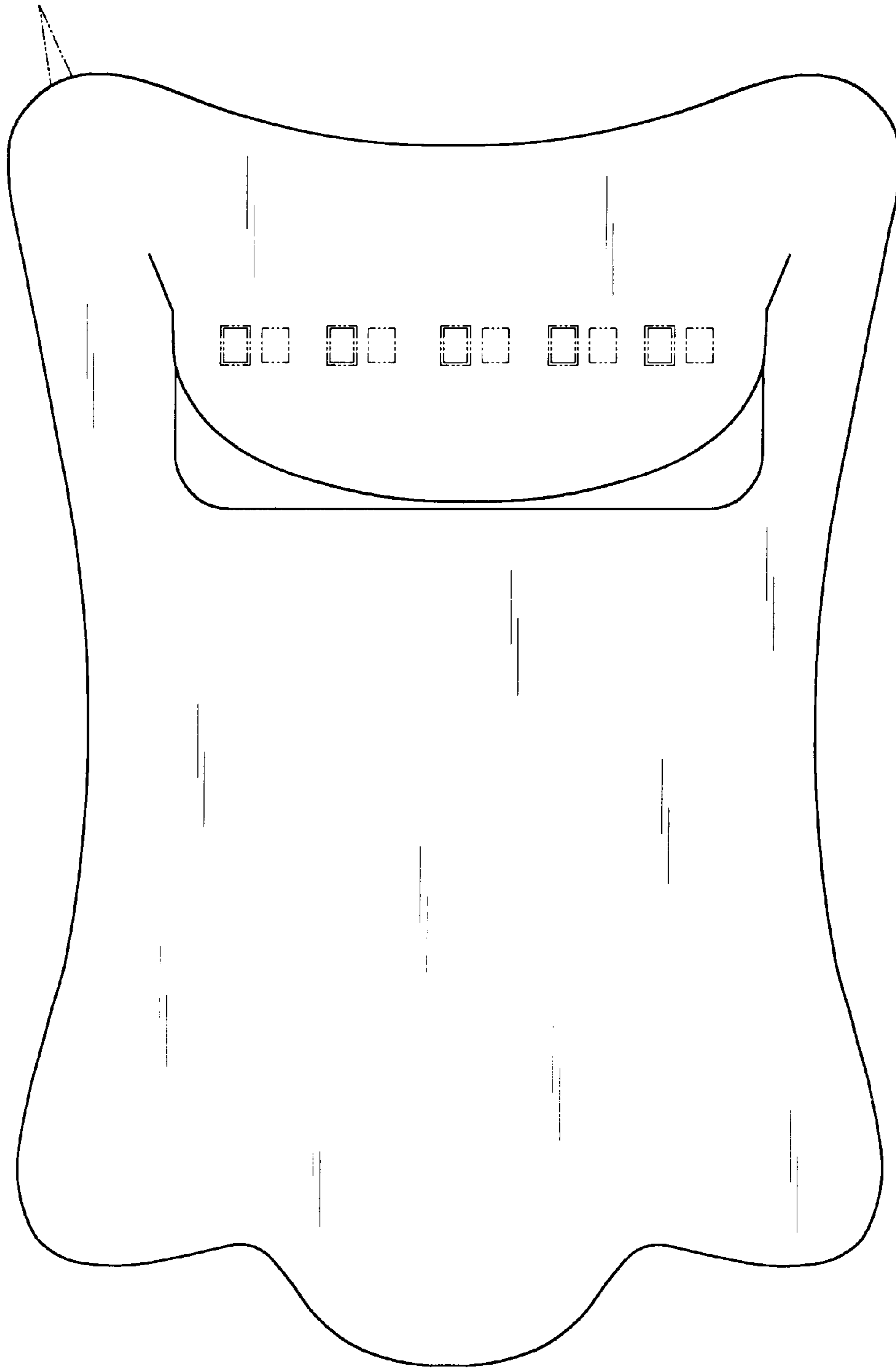


FIG. 3



FIG. 4



FIG. 5



FIG. 6



FIG. 7