



US00D536735S

(12) **United States Design Patent**
Johnson

(10) **Patent No.:** **US D536,735 S**

(45) **Date of Patent:** **** Feb. 13, 2007**

(54) **PENCIL HOLDER**

(76) **Inventor:** **Grant Johnson**, Box 740, Thorsby, AB (CA), T0C 2P0

(**) **Term:** **14 Years**

(21) **Appl. No.:** **29/243,135**

(22) **Filed:** **Nov. 18, 2005**

(30) **Foreign Application Priority Data**

May 18, 2005 (CA) 111193

(51) **LOC (8) Cl.** **19-06**

(52) **U.S. Cl.** **D19/81**

(58) **Field of Classification Search** D8/395;
D19/65, 77, 78, 79, 80, 81, 82, 83, 84, 85;
24/3.1, 10 R, 11 R, 11 FE, 11 CT; 206/214,
206/224, 371; 211/69.1, 69.2, 69.5, 69.6,
211/69.8; 401/88, 131

See application file for complete search history.

(56) **References Cited**

U.S. PATENT DOCUMENTS

- 803,464 A * 10/1905 Beck 24/339
- 881,757 A * 3/1908 Winsor 24/10 A
- 1,157,580 A * 10/1915 Prows 24/11 CT
- 1,857,488 A * 5/1932 Weeks 24/563
- 1,899,509 A * 2/1933 Lapin 211/88.01
- D156,659 S * 12/1949 Reed D8/395
- 2,644,212 A 7/1953 Markowitz
- 2,913,789 A 11/1959 Loredo
- 3,178,784 A 4/1965 Krauthamer
- 3,983,602 A 10/1976 Barry
- 4,100,684 A 7/1978 Berger
- 4,130,950 A 12/1978 Bazzle et al.

- D286,014 S * 10/1986 Davis D8/395
- 4,852,221 A 8/1989 Antonucci
- 5,253,368 A 10/1993 Blake
- 5,640,743 A 6/1997 Greene et al.
- 5,829,103 A 11/1998 Allen
- 5,867,874 A 2/1999 Simpson
- D407,537 S * 4/1999 Simpson D2/891
- 5,898,946 A 5/1999 Keating et al.
- 5,970,777 A * 10/1999 Hunt et al. 72/379.2
- 5,996,116 A 12/1999 Tate
- 6,163,889 A 12/2000 Tate
- 6,484,365 B1 * 11/2002 Thompson 24/3.12
- D492,351 S * 6/2004 Sato et al. D19/65
- D503,430 S * 3/2005 Chang D19/83
- 2004/0148740 A1 * 8/2004 Arnone 24/11 FE

* cited by examiner

Primary Examiner—Elizabeth A. Albert

(74) *Attorney, Agent, or Firm*—Christensen O'Connor Johnson Kindness

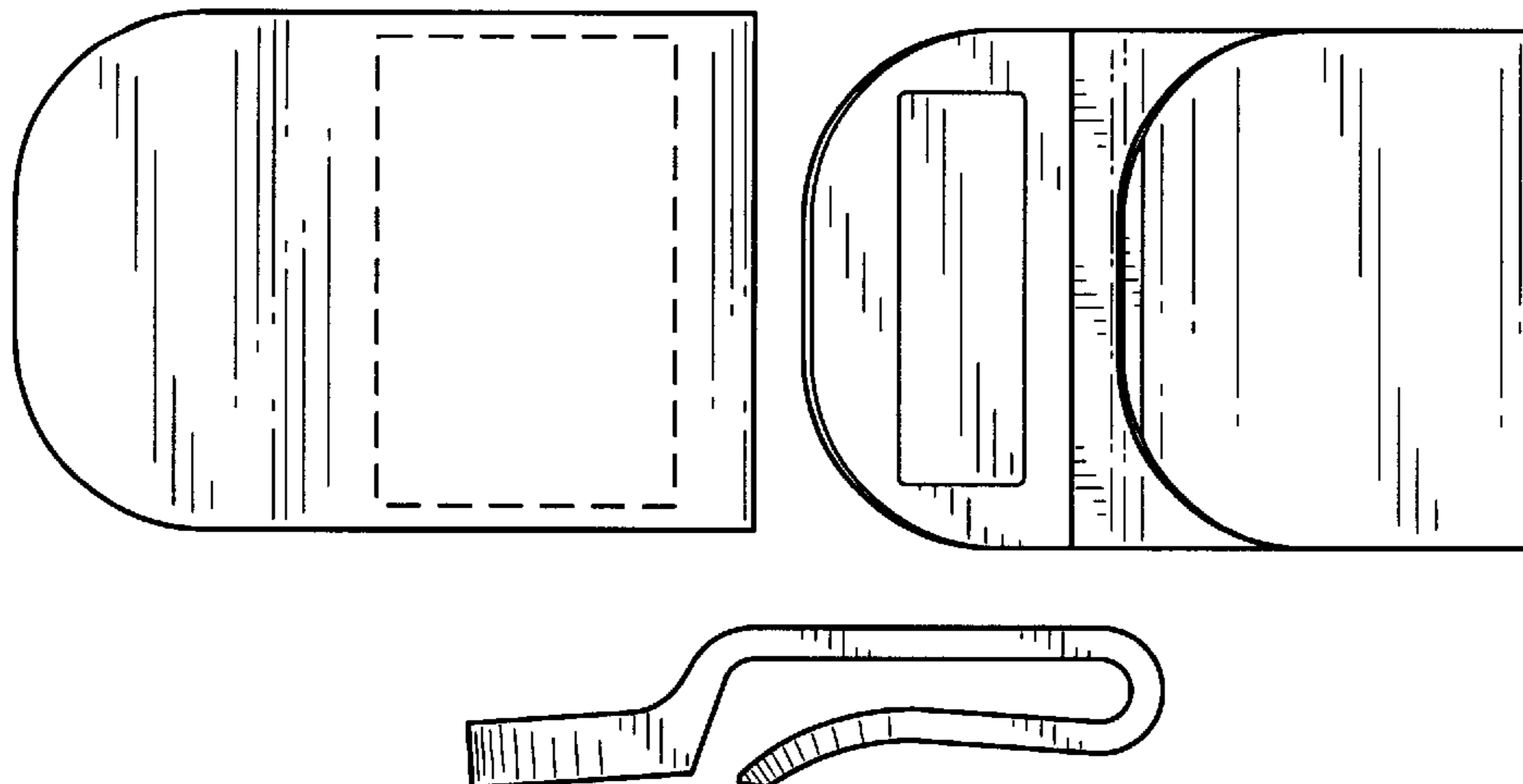
(57) **CLAIM**

The ornamental design for a pencil holder, as shown and described.

DESCRIPTION

FIG. 1 is a top plan view of the pencil holder.
FIG. 2 is a bottom plan view of the pencil holder.
FIG. 3 is a left side elevation view of the pencil holder, the right side being a mirror image thereof.
FIG. 4 is a front elevation view of the pencil holder; and,
FIG. 5 is a back elevation view of the pencil holder.
The broken lines showing environment in the drawings are for information purposes only and form no part of the claimed design.

1 Claim, 1 Drawing Sheet



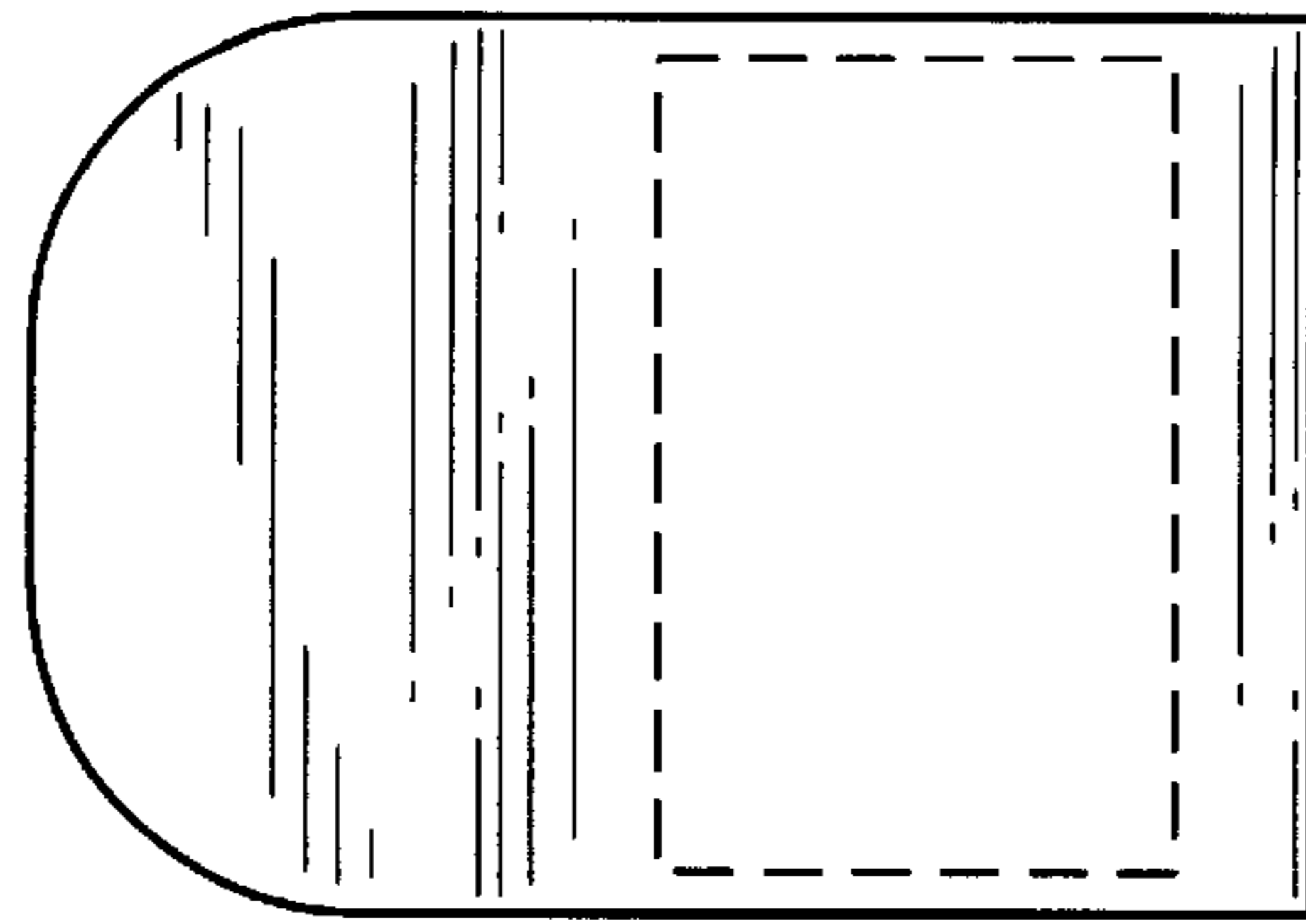


FIG. 1

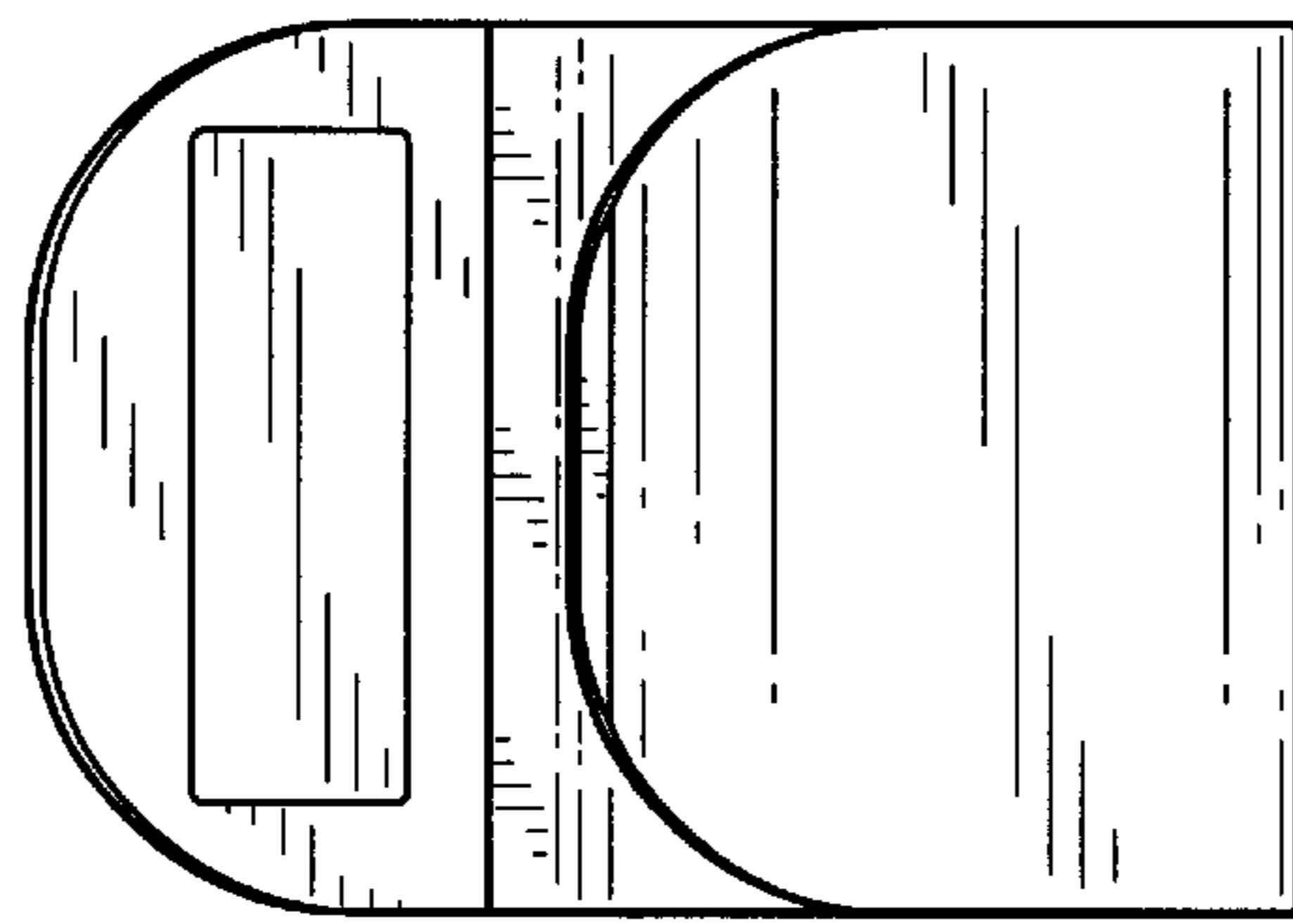


FIG. 2

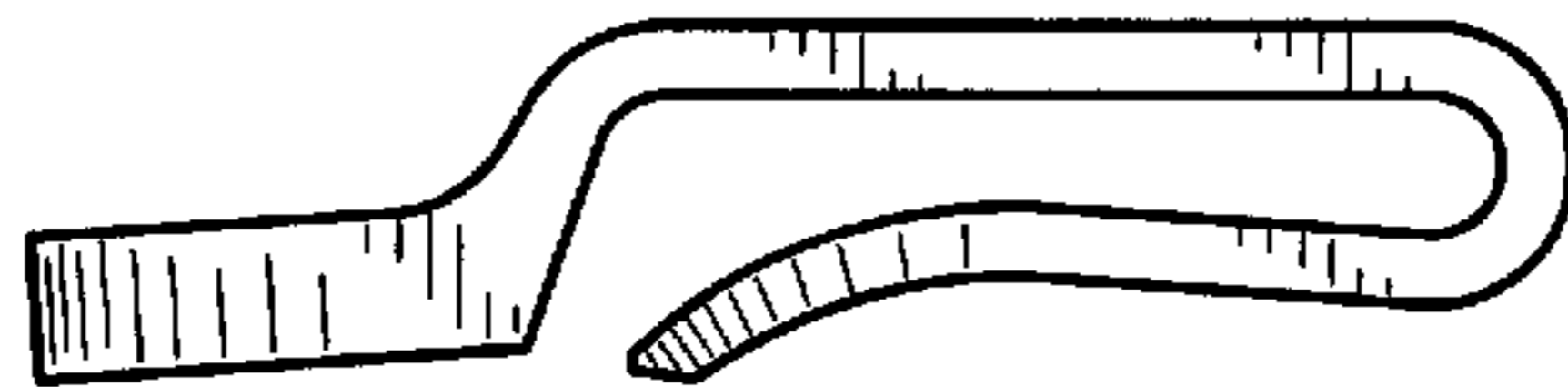


FIG. 3

FIG. 5



FIG. 4

