



US00D536718S

(12) **United States Design Patent**
Murray

(10) **Patent No.:** **US D536,718 S**

(45) **Date of Patent:** **** Feb. 13, 2007**

(54) **CORDLESS SOLDERING APPARATUS**

(76) **Inventor:** **Eric Murray**, 491 Hooksett Rd.,
Auburn, NH (US) 03032

(**) **Term:** **14 Years**

(21) **Appl. No.:** **29/235,699**

(22) **Filed:** **Aug. 4, 2005**

(51) **LOC (8) Cl.** **15-09**

(52) **U.S. Cl.** **D15/144.2**

(58) **Field of Classification Search** D8/30;
D15/144, 144.2; 126/255, 256; 219/220,
219/227, 229, 231, 234, 255; 228/4.1, 20.5,
228/51, 119, 264; 431/255, 345

See application file for complete search history.

(56) **References Cited**

U.S. PATENT DOCUMENTS

2,973,422	A	2/1961	Smith	
3,141,956	A	7/1964	Schoenwald	
3,234,356	A	2/1966	Babb	
3,461,874	A	8/1969	Martinez	
3,770,937	A	11/1973	Smits	
3,899,654	A	8/1975	Walton	
4,064,447	A	12/1977	Edgell et al.	
4,199,096	A *	4/1980	Keefe et al.	228/52
4,734,559	A	3/1988	Fortune et al.	

4,793,541	A *	12/1988	Dravnieks	228/52
5,064,994	A	11/1991	Urban	
5,117,091	A	5/1992	Ely	
D442,447	S *	5/2001	Fujiwara	D8/30
D481,278	S	10/2003	Murillo	
6,797,924	B1	9/2004	Axinte et al.	
2002/0047001	A1 *	4/2002	Axinte et al.	219/231
2004/0016741	A1	1/2004	Evanyk	
2004/0149713	A1	8/2004	Axinte et al.	
2006/0011600	A1 *	1/2006	Miyazaki et al.	219/229

* cited by examiner

Primary Examiner—Antoine D. Davis

Assistant Examiner—Patricia Palasik

(74) *Attorney, Agent, or Firm*—John H. Pearson, Jr., Esq.;
Pearson & Pearson, LLP.

(57) **CLAIM**

The ornamental design for the cordless soldering apparatus,
as shown and described.

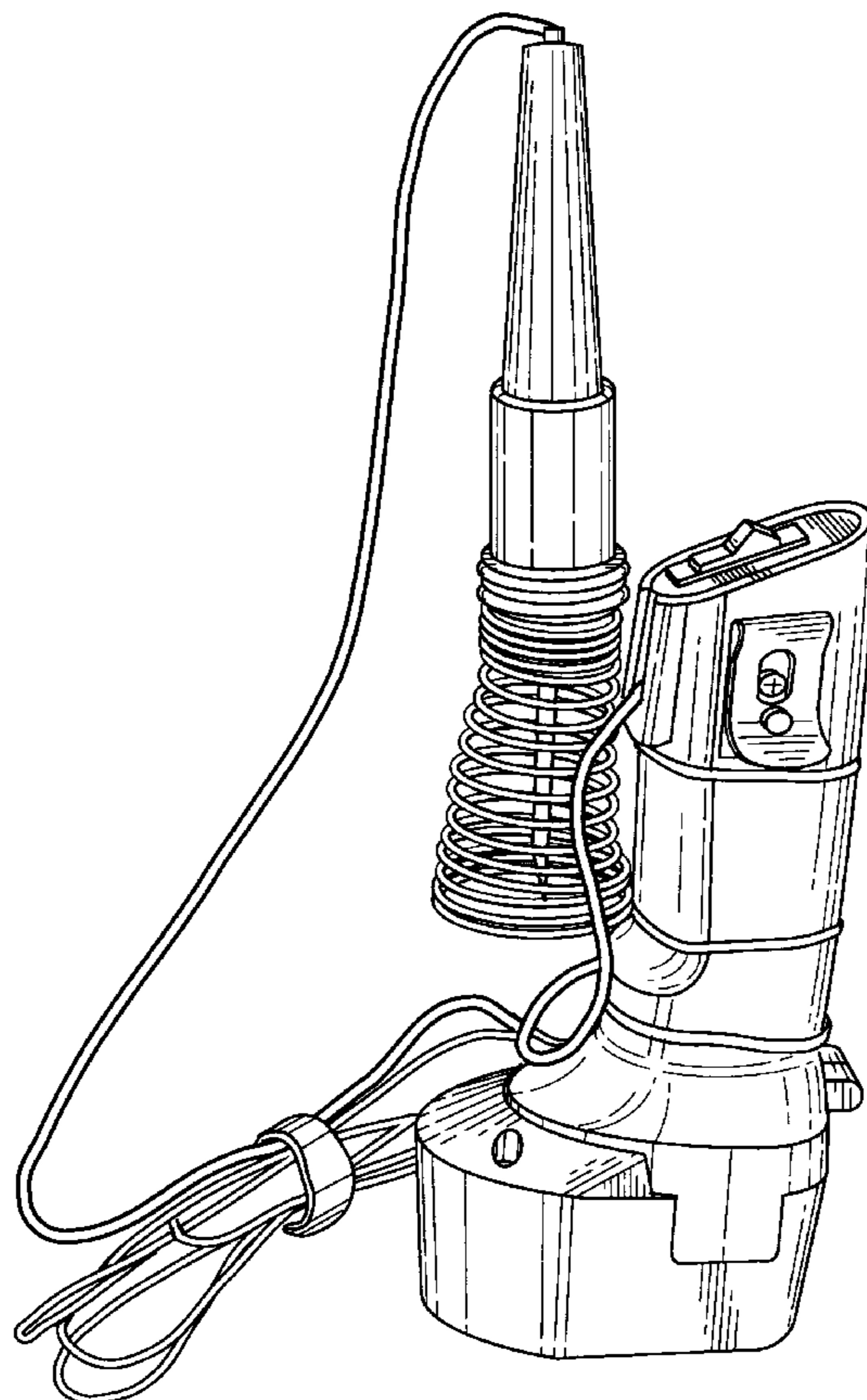
DESCRIPTION

FIG. 1 is a front perspective view of the cordless soldering
apparatus thereof;

FIG. 2 is a rear perspective view of the cordless soldering
apparatus thereof; and,

FIG. 3 is a top plan view of the cordless soldering apparatus
thereof.

1 Claim, 3 Drawing Sheets



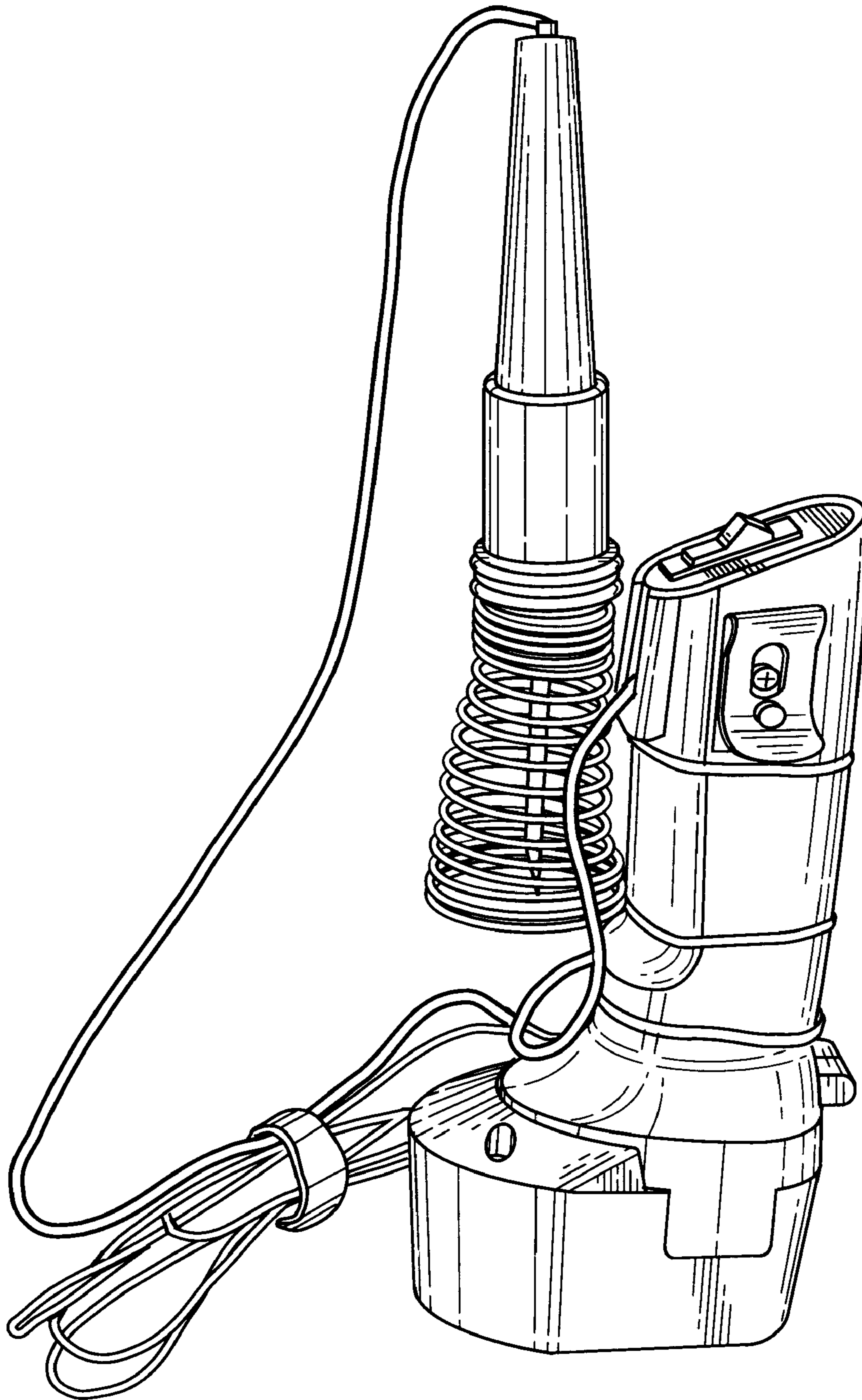


FIG. 1

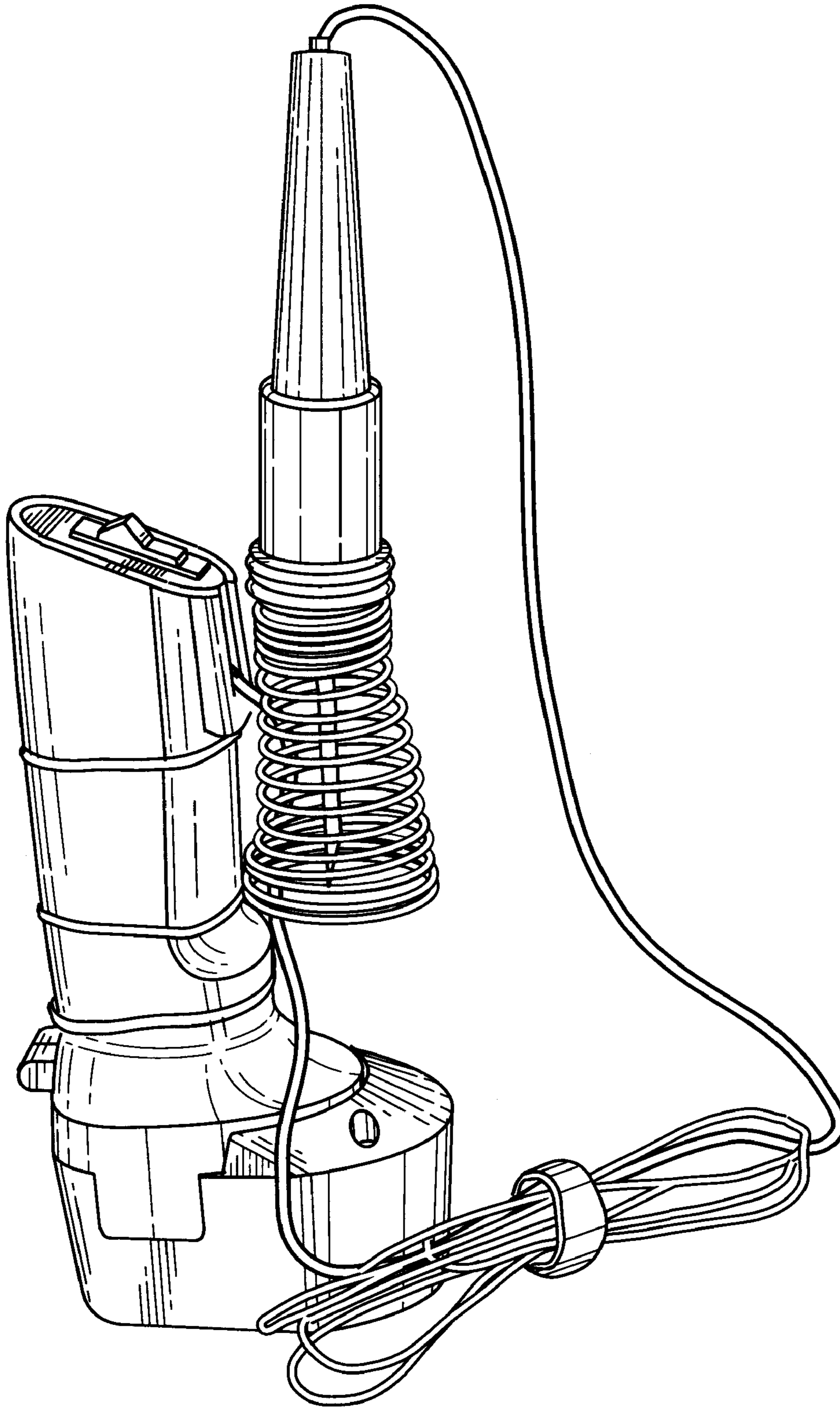


FIG. 2

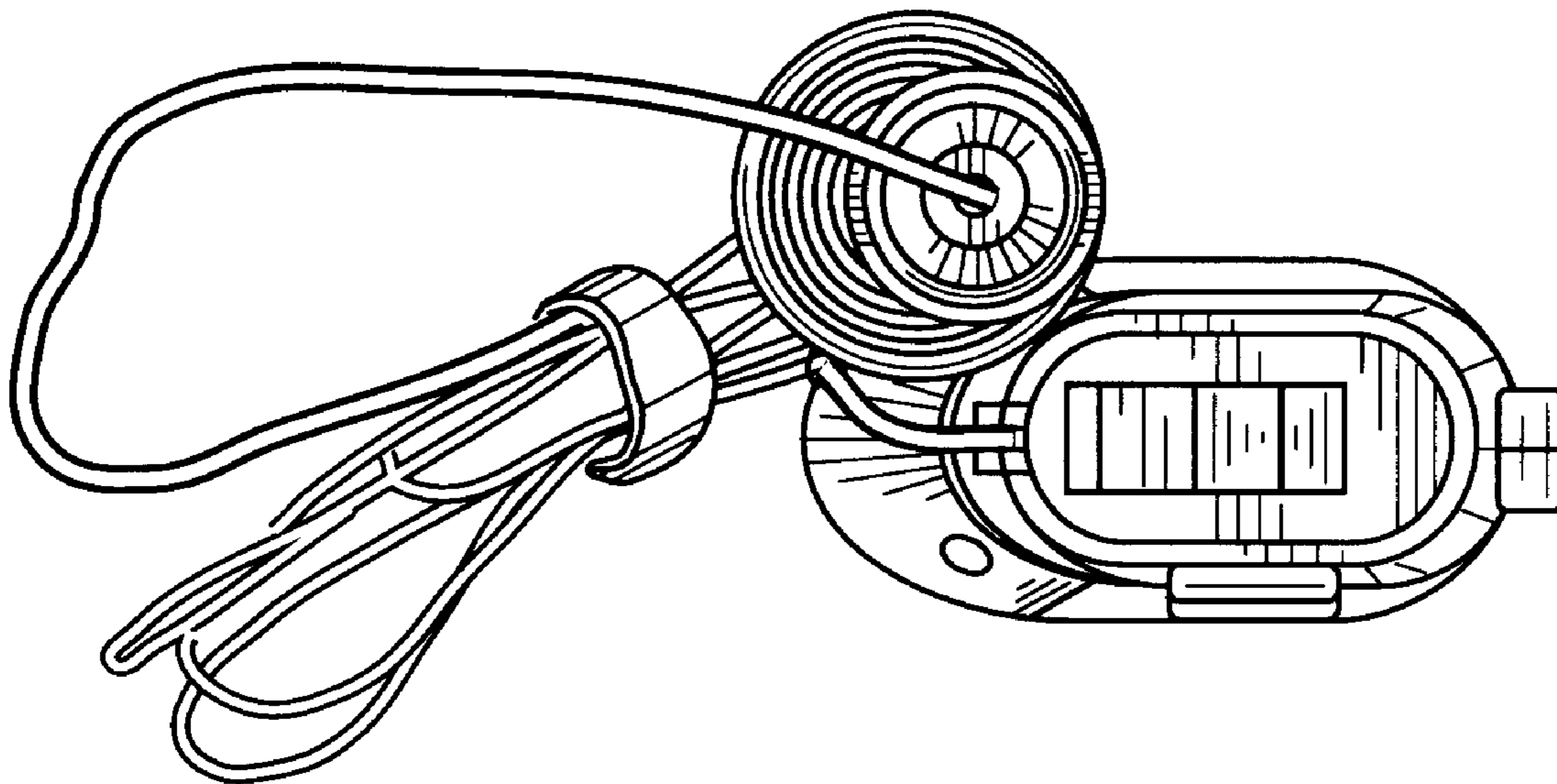


FIG. 3