



US00D536681S

(12) **United States Design Patent**
Surtouc

(10) **Patent No.:** **US D536,681 S**

(45) **Date of Patent:** **** Feb. 13, 2007**

(54) **HOME VIDEO PHONE**

(75) Inventor: **Jean-Marie Paul Surtouc**, Trangé (FR)

(73) Assignee: **Koninklijke Philips Electronics N.V.**,
Eindhoven (NL)

(**) Term: **14 Years**

(21) Appl. No.: **29/236,490**

(22) Filed: **Aug. 17, 2005**

(30) **Foreign Application Priority Data**

Mar. 16, 2005 (EM) 00028699

(51) **LOC (8) Cl.** **14-03**

(52) **U.S. Cl.** **D14/130; D14/138**

(58) **Field of Classification Search** D14/125-130,
D14/136, 138, 140-142, 144, 240, 146-151,
D14/317, 322, 329-330, 336-337, 374-376,
D14/447, 496; 348/14.01-14.16, 211.99;
370/352, 356; 379/88.17, 90.01, 93.17, 93.19,
379/93.22, 102.06, 419, 420.01-420.04,
379/428.01, 428.04, 433.01, 436, 440-441,
379/454, 900; 382/103; 455/557, 566; 709/205,
709/228; 710/5; 725/32

See application file for complete search history.

(56) **References Cited**

U.S. PATENT DOCUMENTS

5,491,507 A * 2/1996 Umezawa et al. 348/14.02

| | | | | |
|-----------------|---|--------|---------------------|-----------|
| D442,152 S | * | 5/2001 | Roustaei | D14/125 |
| D507,562 S | * | 7/2005 | Kim | D14/247 |
| D508,902 S | * | 8/2005 | Lee et al. | D14/138 |
| D515,536 S | * | 2/2006 | Lee et al. | D14/138 |
| D517,039 S | * | 3/2006 | Lee | D14/138 |
| D524,277 S | * | 7/2006 | Surtouc | D14/138 |
| D525,229 S | * | 7/2006 | Friesen et al. | D14/138 |
| 2004/0180703 A1 | * | 9/2004 | Kim et al. | 455/575.1 |

* cited by examiner

Primary Examiner—Ian Simmons
Assistant Examiner—Carla Jobe Wright

(57) **CLAIM**


The ornamental design for a home video phone, as shown.

DESCRIPTION

FIG. 1 is a perspective view showing my design;
FIG. 2 is a front elevational view thereof;
FIG. 3 is a rear elevational view thereof;
FIG. 4 is a right side elevational view thereof;
FIG. 5 is a left side elevational view thereof;
FIG. 6 is a top plan view thereof; and,
FIG. 7 is a bottom plan view thereof.

The broken line disclosure in FIG. 7 is for illustrative purposes only and forms no part of the claimed design.

1 Claim, 3 Drawing Sheets






FIG. 1




FIG. 2

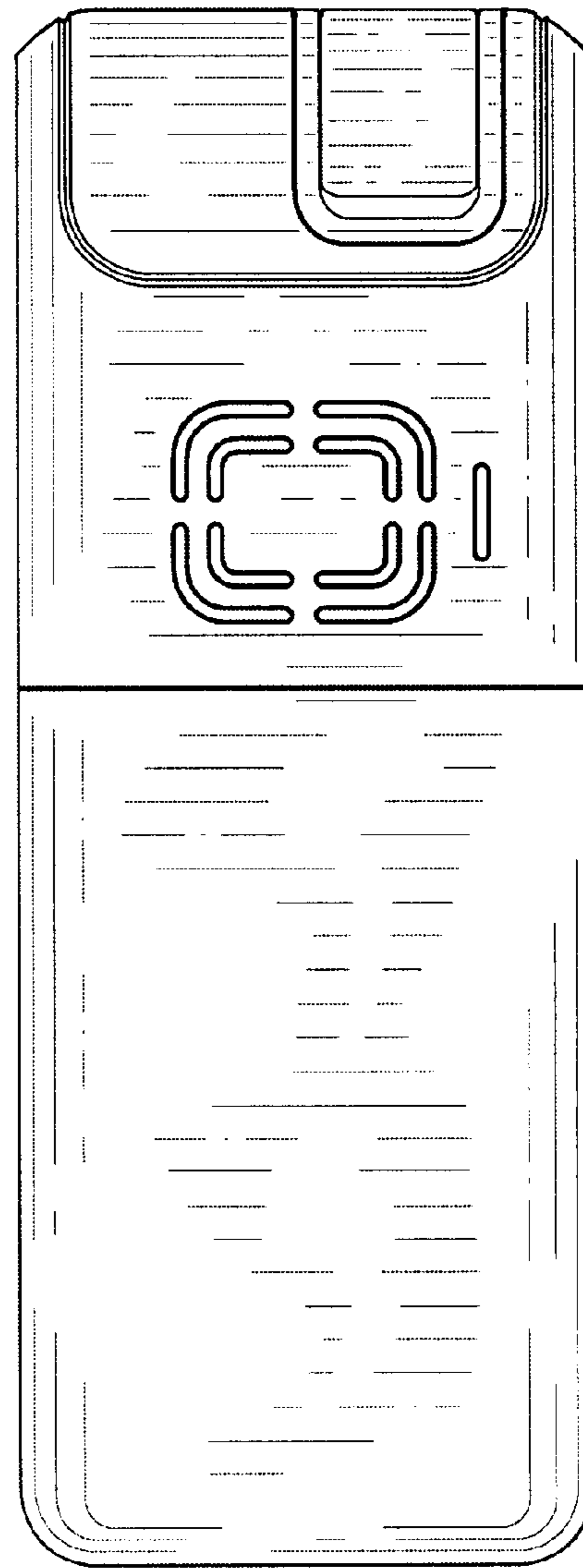


FIG. 3

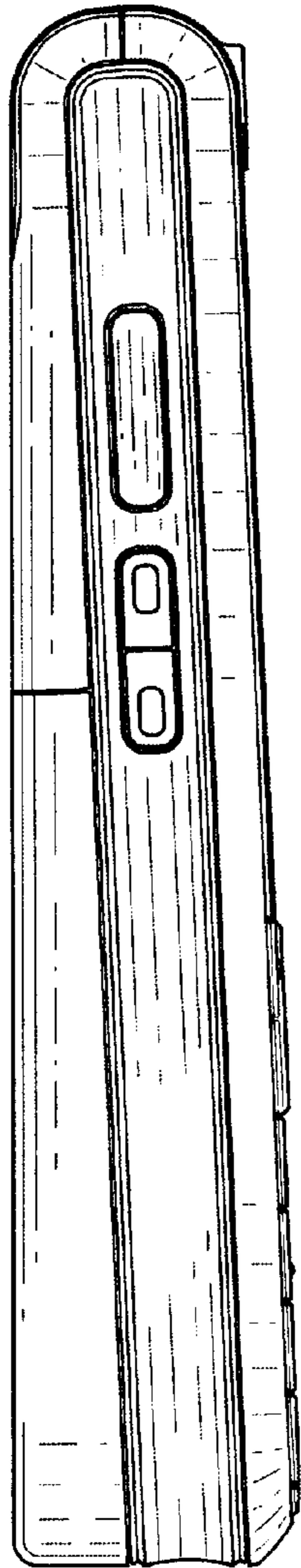


FIG. 4

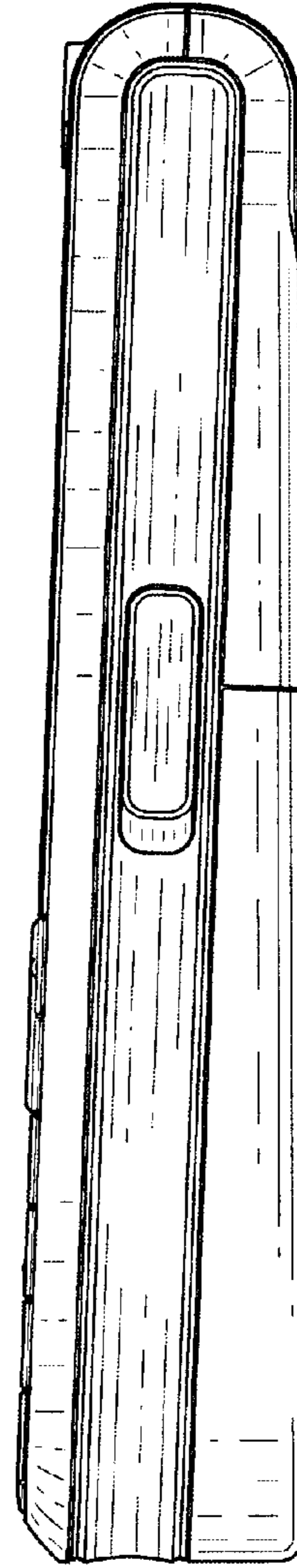


FIG. 5

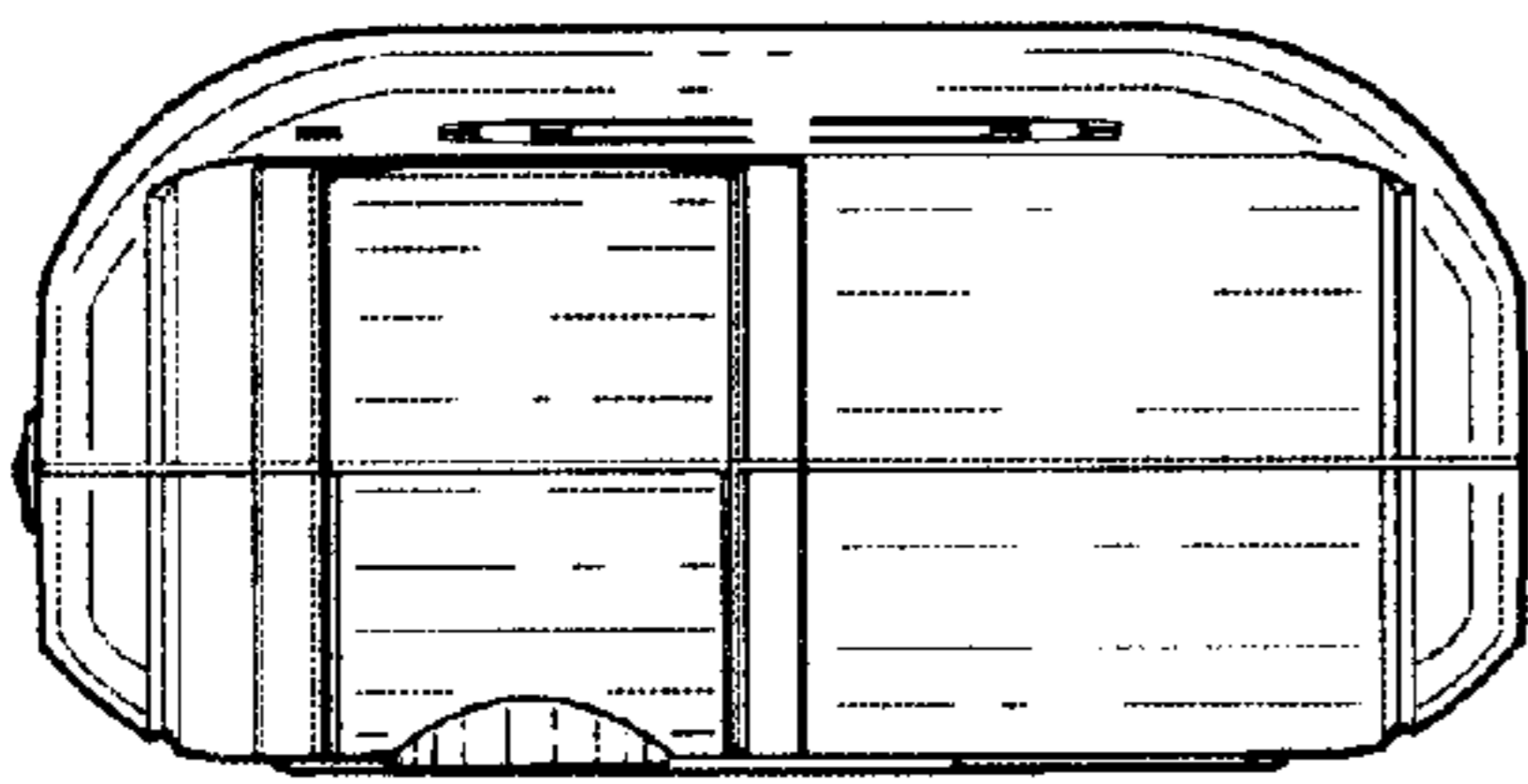


FIG. 6

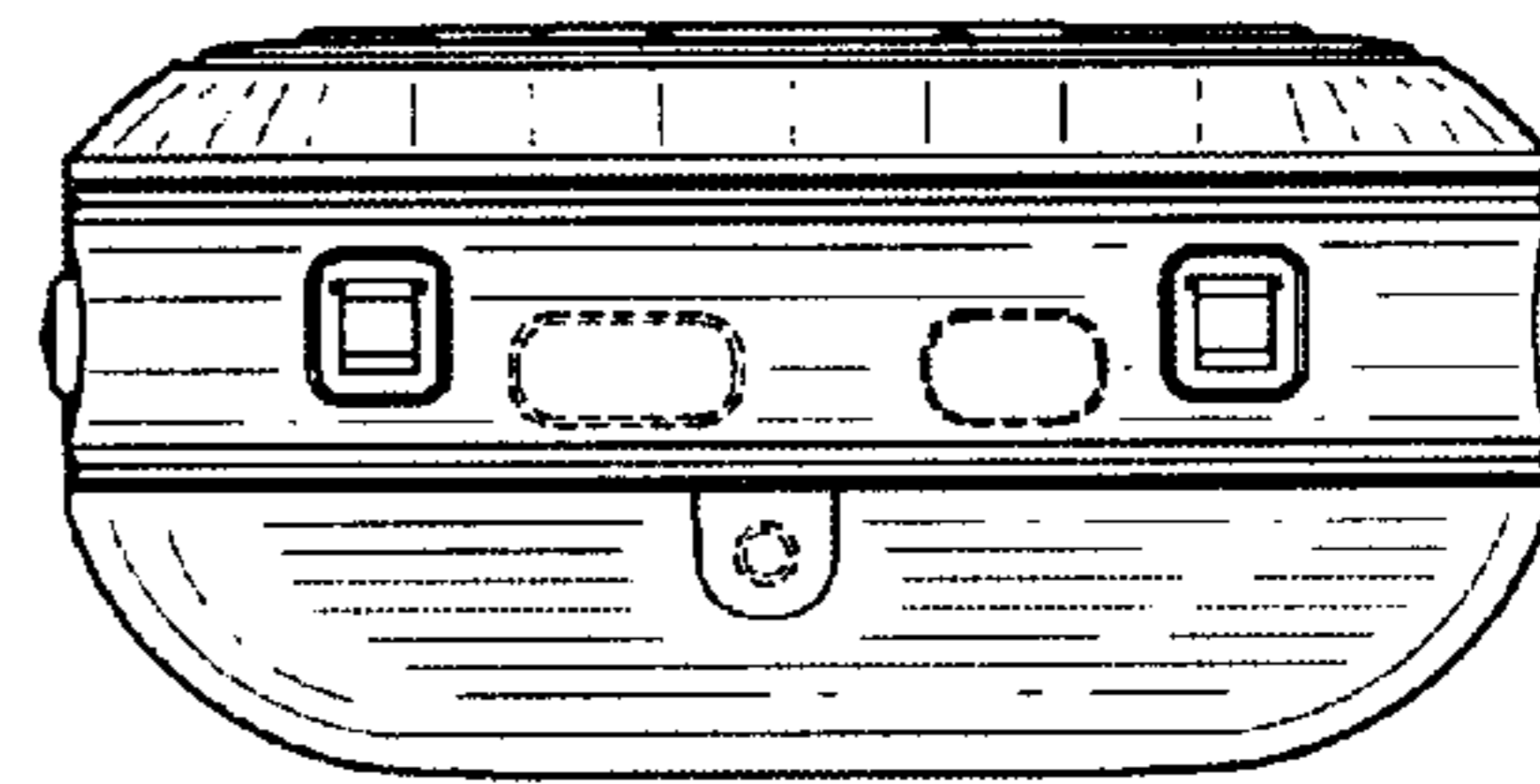


FIG. 7