



US00D536671S

(12) **United States Design Patent**
Spira

(10) **Patent No.:** **US D536,671 S**

(45) **Date of Patent:** **** Feb. 13, 2007**

(54) **CONTROL PANEL FOR CONTROL OF LIGHTS AND SHADES**

(75) **Inventor:** **Joel S. Spira**, Coopersburg, PA (US)

(73) **Assignee:** **Lutron Electronics Co., Inc.**,
Coopersburg, PA (US)

(**) **Term:** **14 Years**

(21) **Appl. No.:** **29/244,351**

(22) **Filed:** **Dec. 8, 2005**

(51) **LOC (8) Cl.** **13-03**

(52) **U.S. Cl.** **D13/164**

(58) **Field of Classification Search** D13/162,
D13/164, 169, 170, 171; D10/108, 116, 118;
D8/353; 200/5 A, 293, 296, 297, 329, 333,
200/335, 339, 341, 520, 530, 537, 552; 220/241;
307/125, 139; 315/291-296

See application file for complete search history.

(56) **References Cited**

U.S. PATENT DOCUMENTS

D311,170 S	10/1990	Mayo et al.	
D311,382 S	10/1990	Mayo et al.	
D313,738 S	1/1991	Mayo et al.	
5,030,893 A	* 7/1991	Spira et al.	315/294
D344,264 S	* 2/1994	D'Aleo et al.	D13/164
5,463,286 A	* 10/1995	D'Aleo et al.	315/295
D509,804 S	9/2005	Butler et al.	

D510,072 S	9/2005	Butler et al.	
D515,512 S	* 2/2006	Butler et al.	D13/164
D515,514 S	* 2/2006	Butler et al.	D13/164
D516,041 S	* 2/2006	Hobart et al.	D13/164
D516,042 S	* 2/2006	Butler et al.	D13/164
D517,021 S	* 3/2006	Butler et al.	D13/164
D517,498 S	* 3/2006	Butler et al.	D13/164

* cited by examiner

Primary Examiner—Selina Sikder

(74) *Attorney, Agent, or Firm*—Mark E. Rose

(57) **CLAIM**

I claim the ornamental design for a control panel for control of lights and shades, as shown and described.

DESCRIPTION

FIG. 1 is a perspective view of a control panel for control of lights and shades according to my new design.

FIG. 2 is a front view thereof.

FIG. 3 is an enlarged fragmentary view showing the icon of the front view of the control panel in greater detail.

FIG. 4 is a left side view thereof.


FIG. 5 is a right side view thereof.

FIG. 6 is a top view thereof; and,

FIG. 7 is a bottom view thereof.

The rear view forms no part of the design and is omitted. The portions of the drawings appearing in broken line are for environment only and do not form a part of the design.

1 Claim, 4 Drawing Sheets



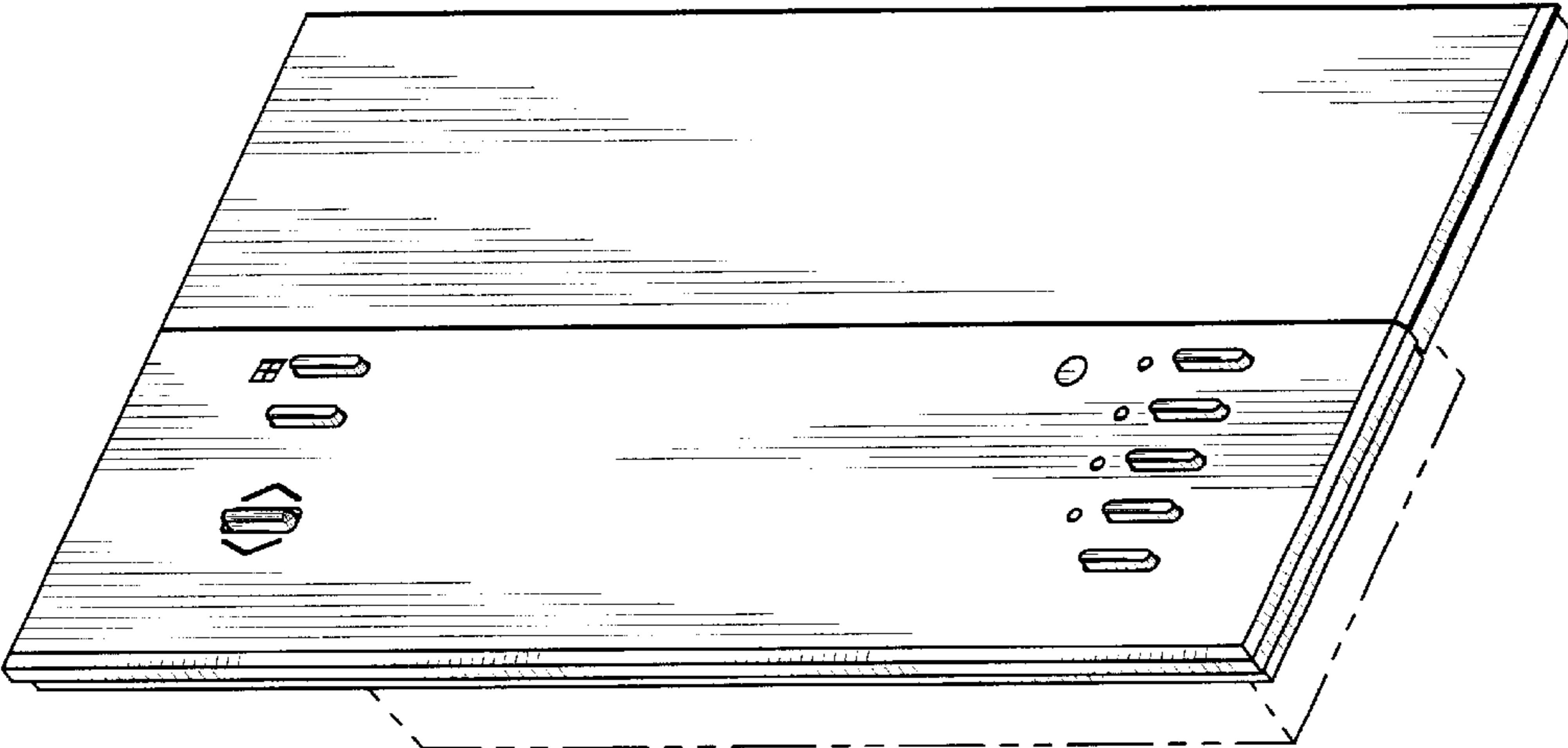


Fig. 1

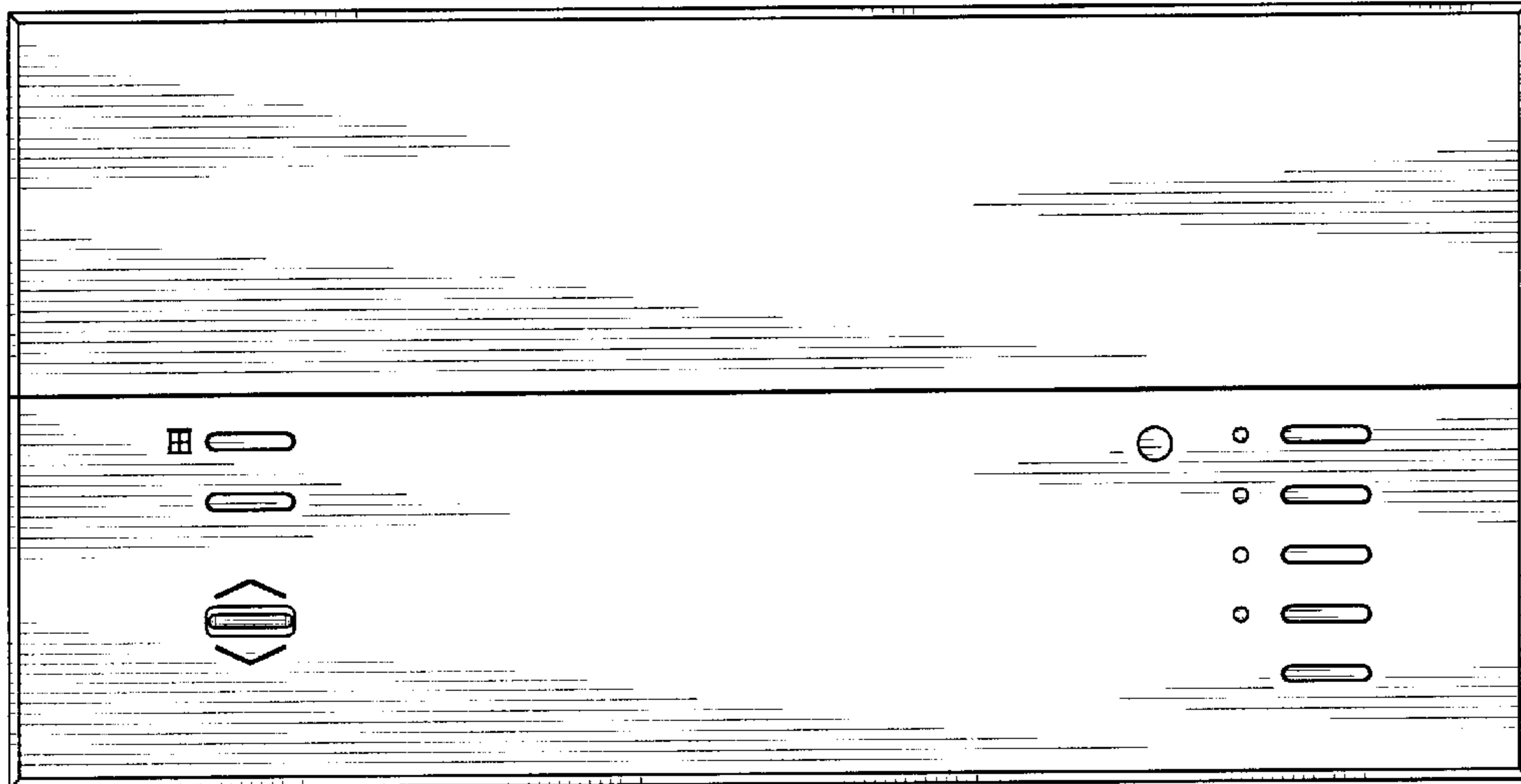


Fig. 2

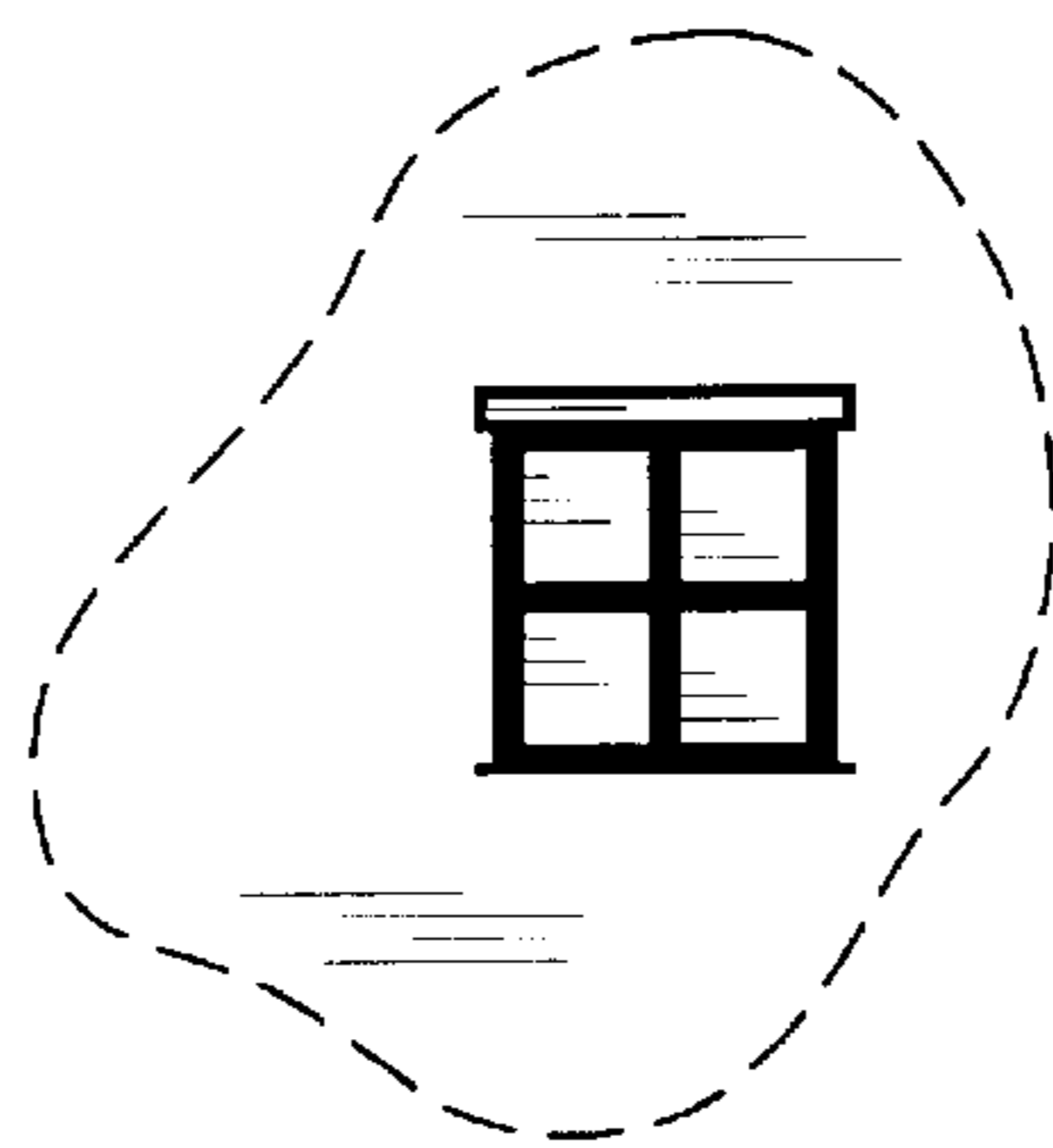


Fig. 3

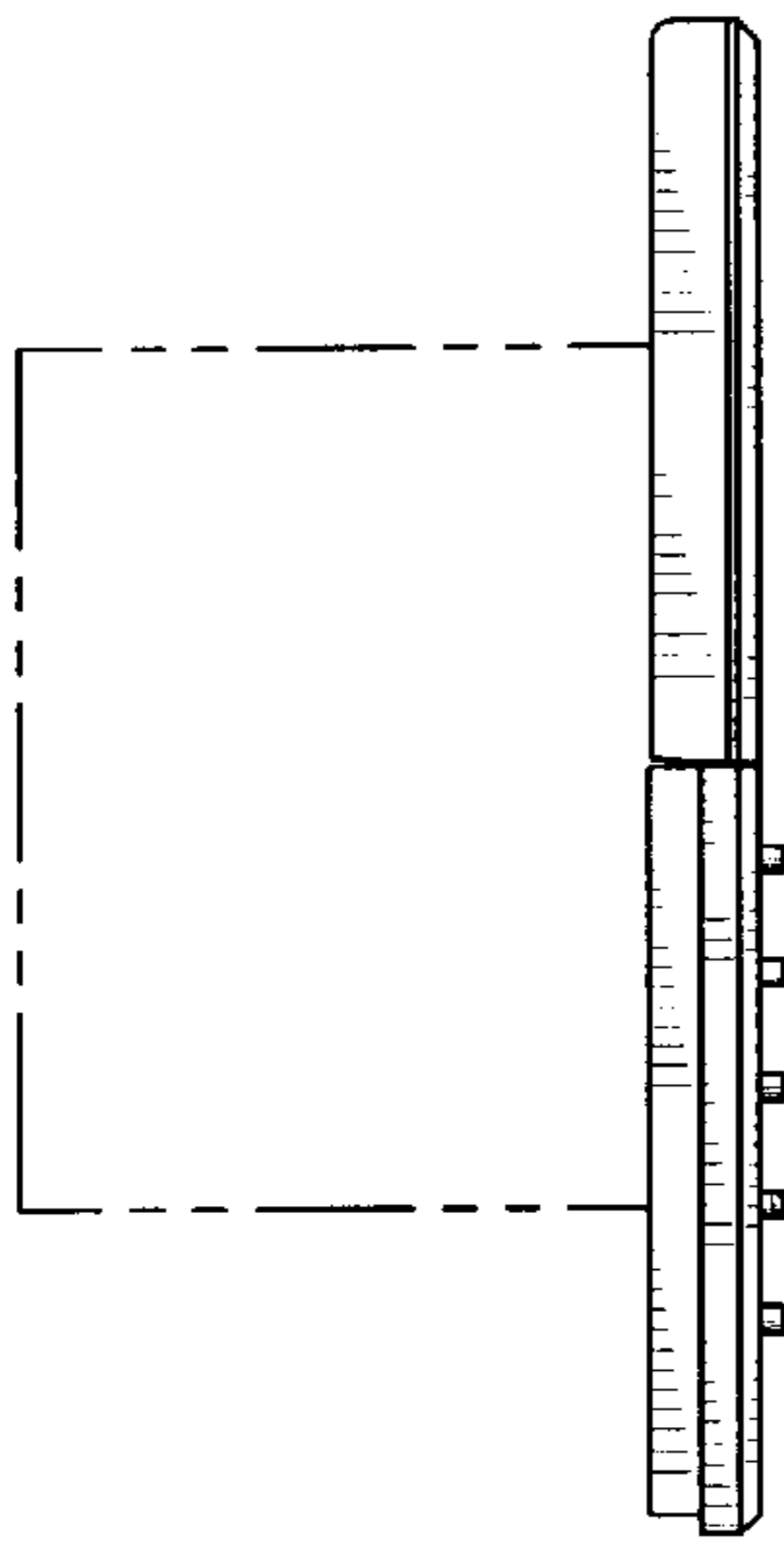


Fig. 4

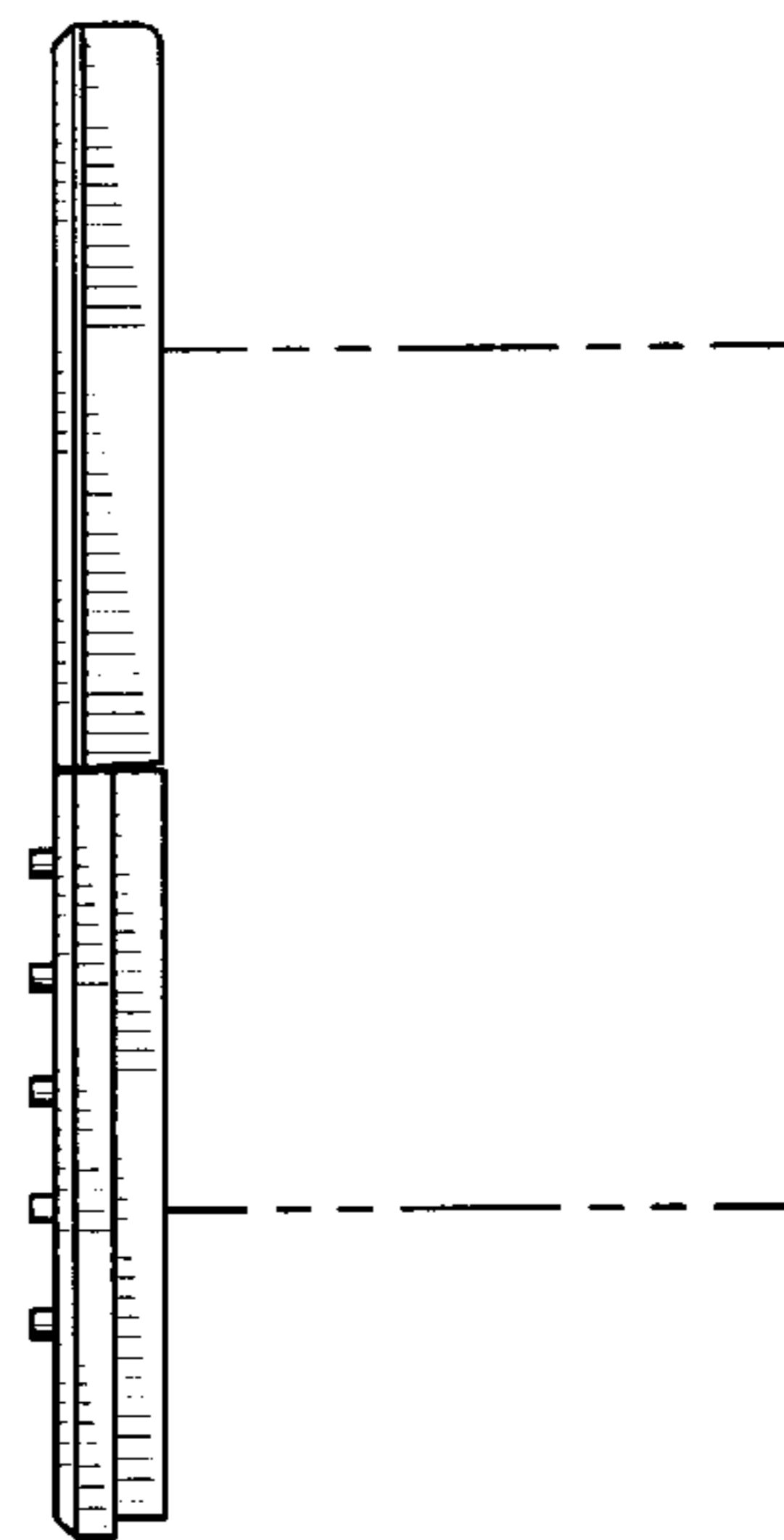


Fig. 5




Fig. 6




Fig. 7