



US00D536669S

(12) **United States Design Patent**
Pickens

(10) **Patent No.:** **US D536,669 S**

(45) **Date of Patent:** **** Feb. 13, 2007**

(54) **ALTERNATIVE SWITCH**

(76) **Inventor:** **Andra J. Pickens**, 147 Royalty Cir.,
Owings Mills, MD (US) 21117

(**) **Term:** **14 Years**

(21) **Appl. No.:** **29/201,114**

(22) **Filed:** **Mar. 11, 2004**

(51) **LOC (8) Cl.** **13-03**

(52) **U.S. Cl.** **D13/151**

(58) **Field of Classification Search** D13/113,
D13/146-147, 151, 154, 158, 184, 199; D14/125,
D14/217, 230, 239, 299; 174/59; 333/100-101,
333/206; 439/63, 579, 578, 581, 709

See application file for complete search history.

(56) **References Cited**

U.S. PATENT DOCUMENTS

3,648,000 A	3/1972	Thompson
3,676,744 A	7/1972	Pennypacker
3,940,584 A	2/1976	Cauldwell et al.
4,013,854 A	3/1977	Workman
D301,239 S	5/1989	Chino

D301,240 S	*	5/1989	Chino	D14/217
4,855,611 A		8/1989	Isobe et al.		
D396,691 S	*	8/1998	Shen	D13/147
D409,985 S	*	5/1999	Hsiang	D13/151
D452,850 S	*	1/2002	Inoue	D13/151
6,626,352 B2	*	9/2003	Li	228/245
D520,952 S	*	5/2006	Oraha	D13/147
7,081,000 B1	*	7/2006	Senigla	439/306

* cited by examiner

Primary Examiner—Daniel Bui

(57) **CLAIM**

The ornamental design for an alternative switch, as shown and described.

DESCRIPTION

FIG. 1 is a top plan view of an alternative switch, showing my new design;

FIG. 2 is a bottom plan view thereof;

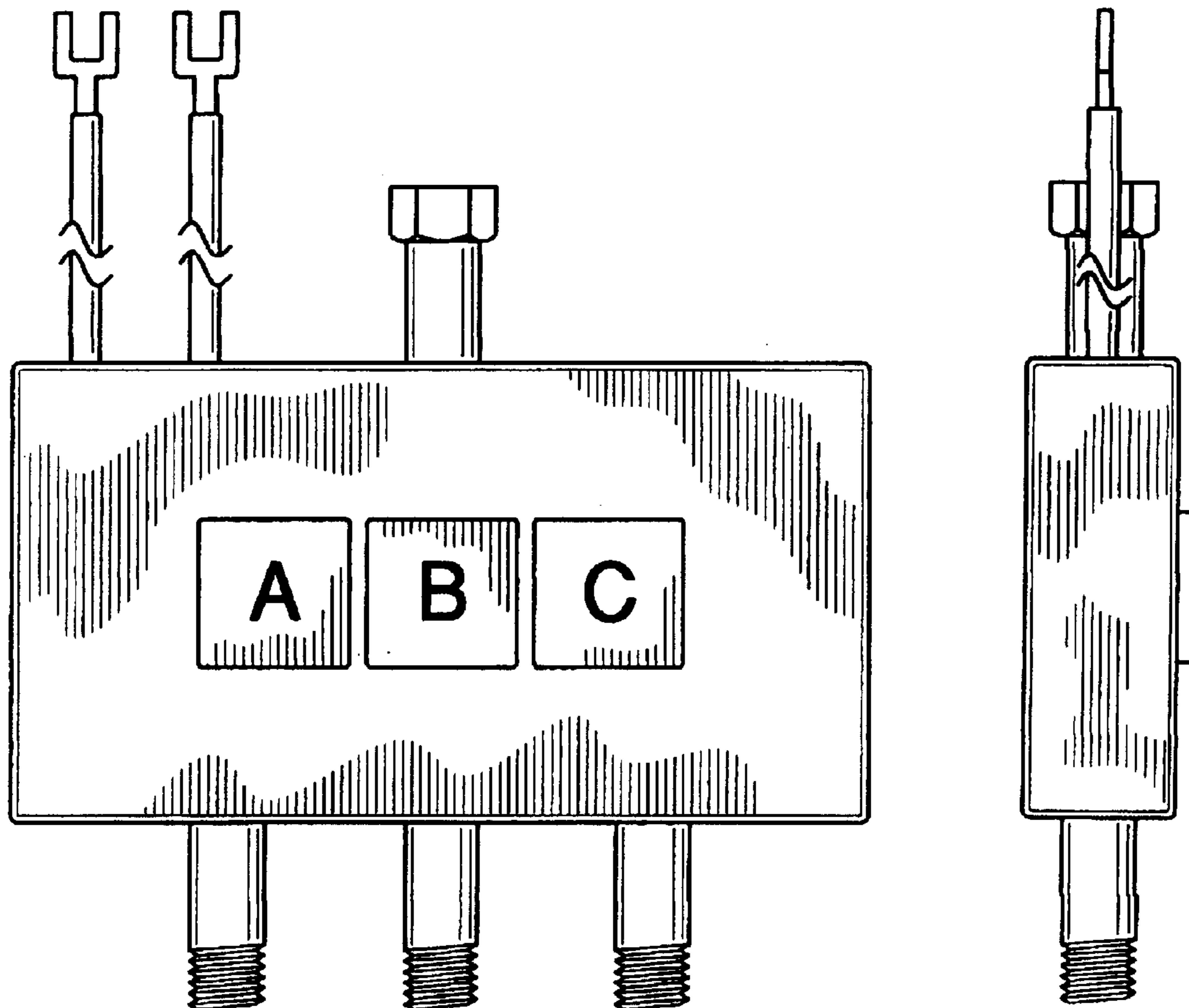
FIG. 3 is a left side elevation view thereof;

FIG. 4 is a right side elevation view thereof;

FIG. 5 is a front elevation view thereof; and,

FIG. 6 is a back elevation view thereof.

1 Claim, 4 Drawing Sheets



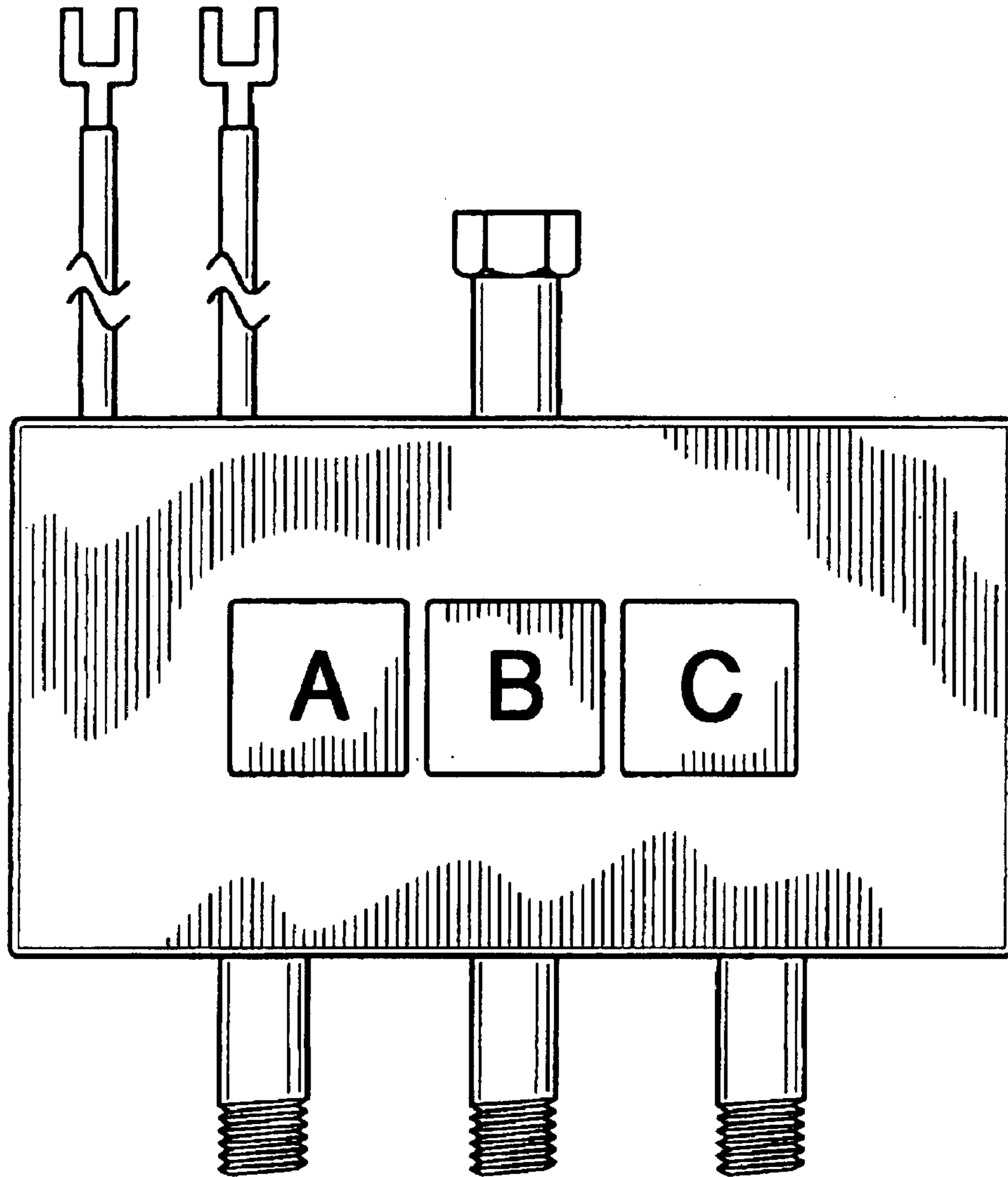


FIG.1

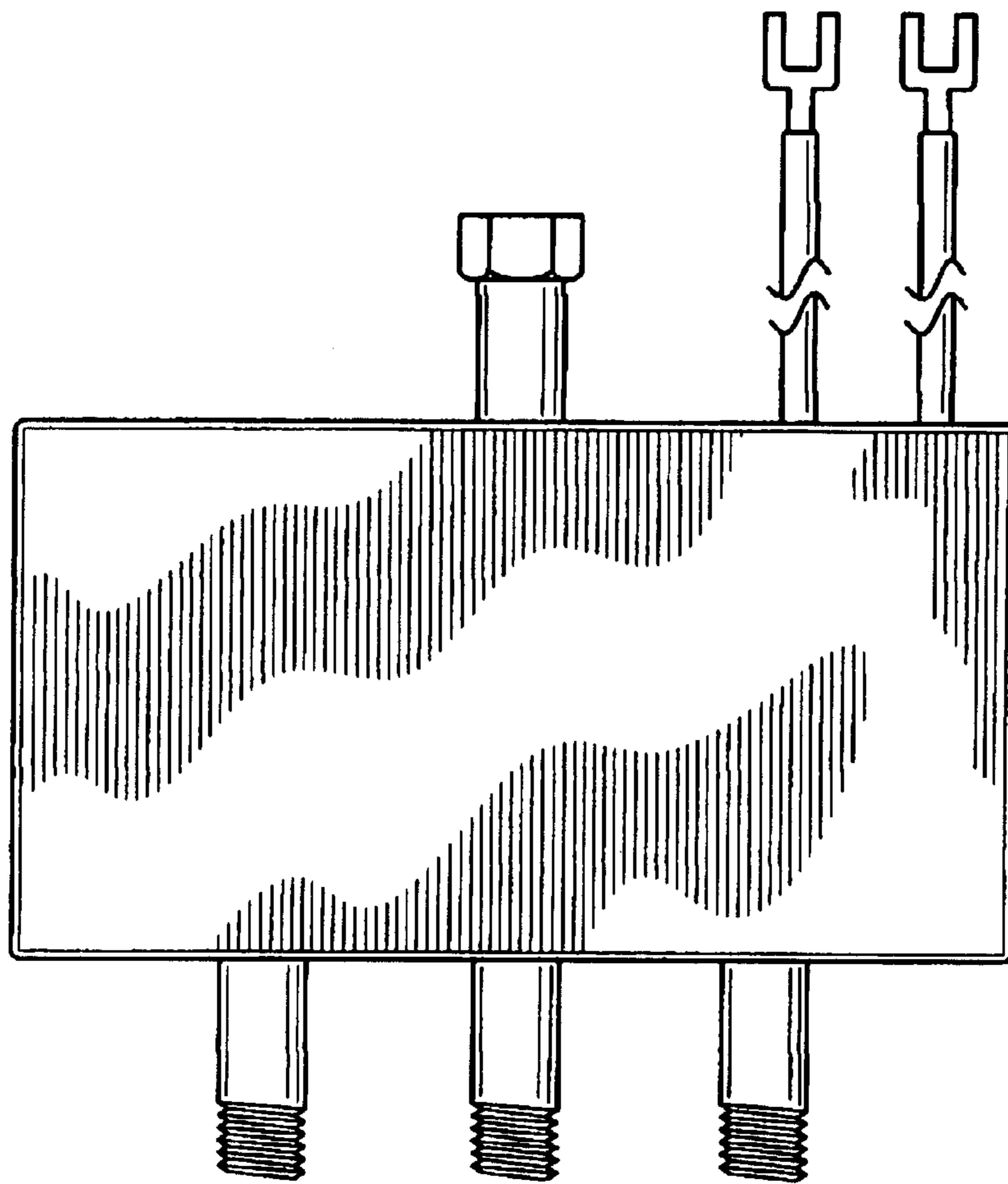


FIG.2

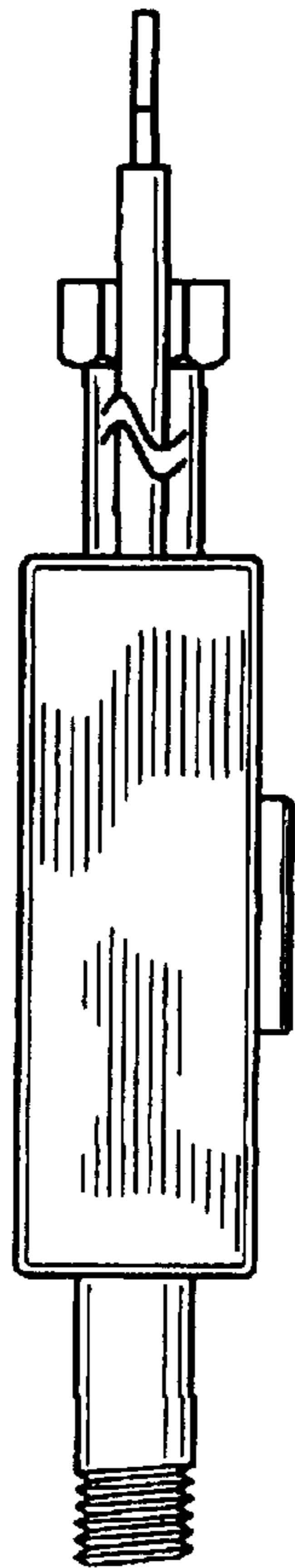


FIG.3




FIG.4

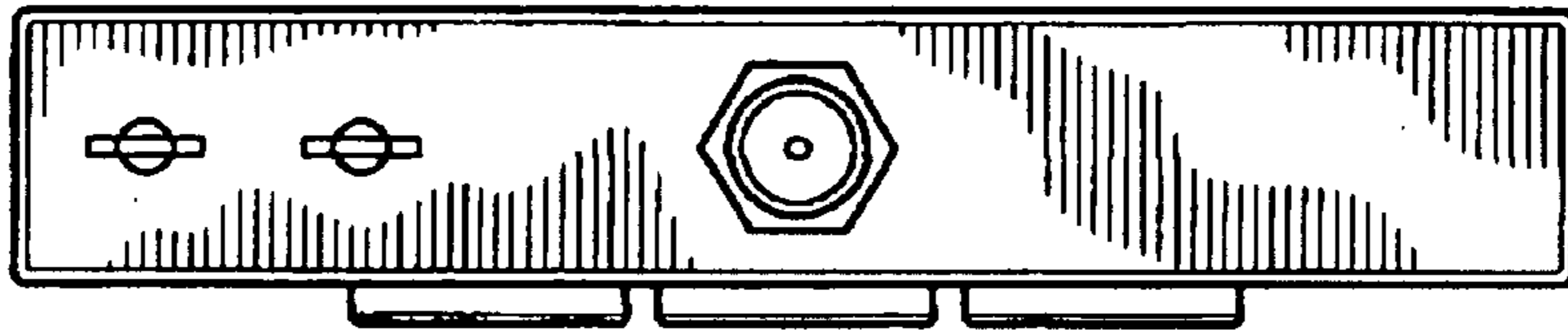


FIG. 5

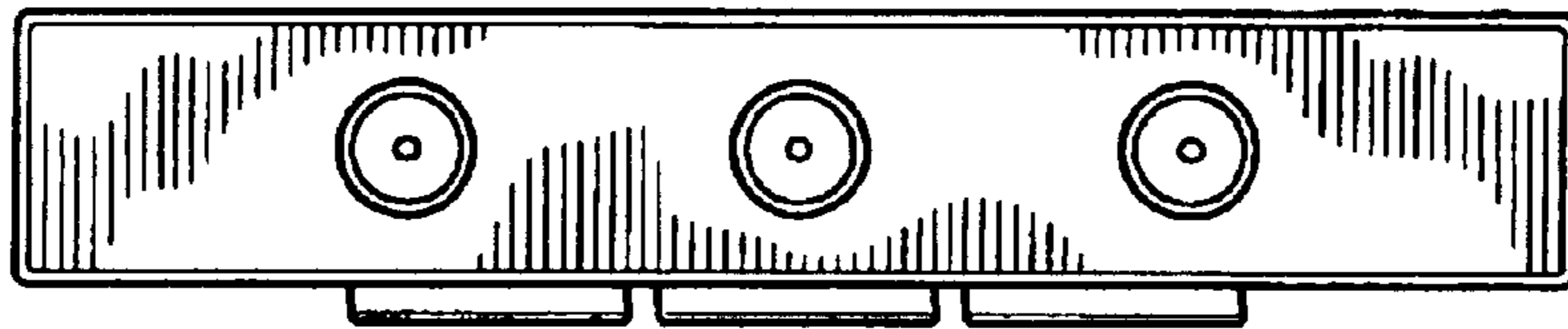


FIG. 6