



US00D536660S

(12) **United States Design Patent** (10) **Patent No.:** **US D536,660 S**
Schmalix et al. (45) **Date of Patent:** **** Feb. 13, 2007**

(54) **TIRE TREAD**

D491,516 S 6/2004 Miller et al. D12/553
D491,517 S * 6/2004 Matsumoto et al. D12/554

(75) Inventors: **Charles Kenneth Schmalix**, Canal
Fulton, OH (US); **Paul Bryan**
Maxwell, Kent, OH (US); **Eric**
Matthew Luecke, Doylestown, OH
(US); **Jeremy Edward Whisner**,
Akron, OH (US)

OTHER PUBLICATIONS

Michelin Pilot Sport Tire, 2004 Tread Design Guide, Jan.
2004, p. 41. 2/5.*

* cited by examiner

(73) Assignee: **The Goodyear Tire & Rubber**
Company, Akron, OH (US)

Primary Examiner—Robert M. Spear

(74) *Attorney, Agent, or Firm*—Richard B. O’Planick

(**) Term: **14 Years**

(57) **CLAIM**

(21) Appl. No.: **29/243,903**

The ornamental design for a tire tread, as shown and
described.

(22) Filed: **Dec. 1, 2005**

DESCRIPTION

(51) **LOC (8) Cl.** **12-15**

(52) **U.S. Cl.** **D12/551; D12/554**

(58) **Field of Classification Search** D12/534,
D12/537, 551, 552, 553, 554, 555, 556, 586,
D12/587, 588, 589, 590, 591, 900; 152/209.1,
152/209.11, 209.13, 209.28

See application file for complete search history.

FIG. 1 is a perspective view of a tire tread showing our new
design, it being understood that the pattern repeats uni-
formly throughout the circumference of the tread;

FIG. 2 is a front elevational view thereof;

FIG. 3 is a right side elevational view thereof; the other side
being a mirror image thereof; and,

FIG. 4 is an enlarged fragmentary front elevational view
thereof.


In the drawings, the broken lines defining the sidewall, inner
bead and the peripheral boundary between the tire tread and
the sidewall are for illustrative purposes only and form no
part of the claimed design.

(56) **References Cited**

U.S. PATENT DOCUMENTS

D320,772 S * 10/1991 Hasegawa D12/555
D420,955 S * 2/2000 Ratliff, Jr. D12/555
6,352,091 B1 3/2002 Hanya 152/209.2
6,450,223 B1 * 9/2002 Landers et al. 152/209.5

1 Claim, 4 Drawing Sheets



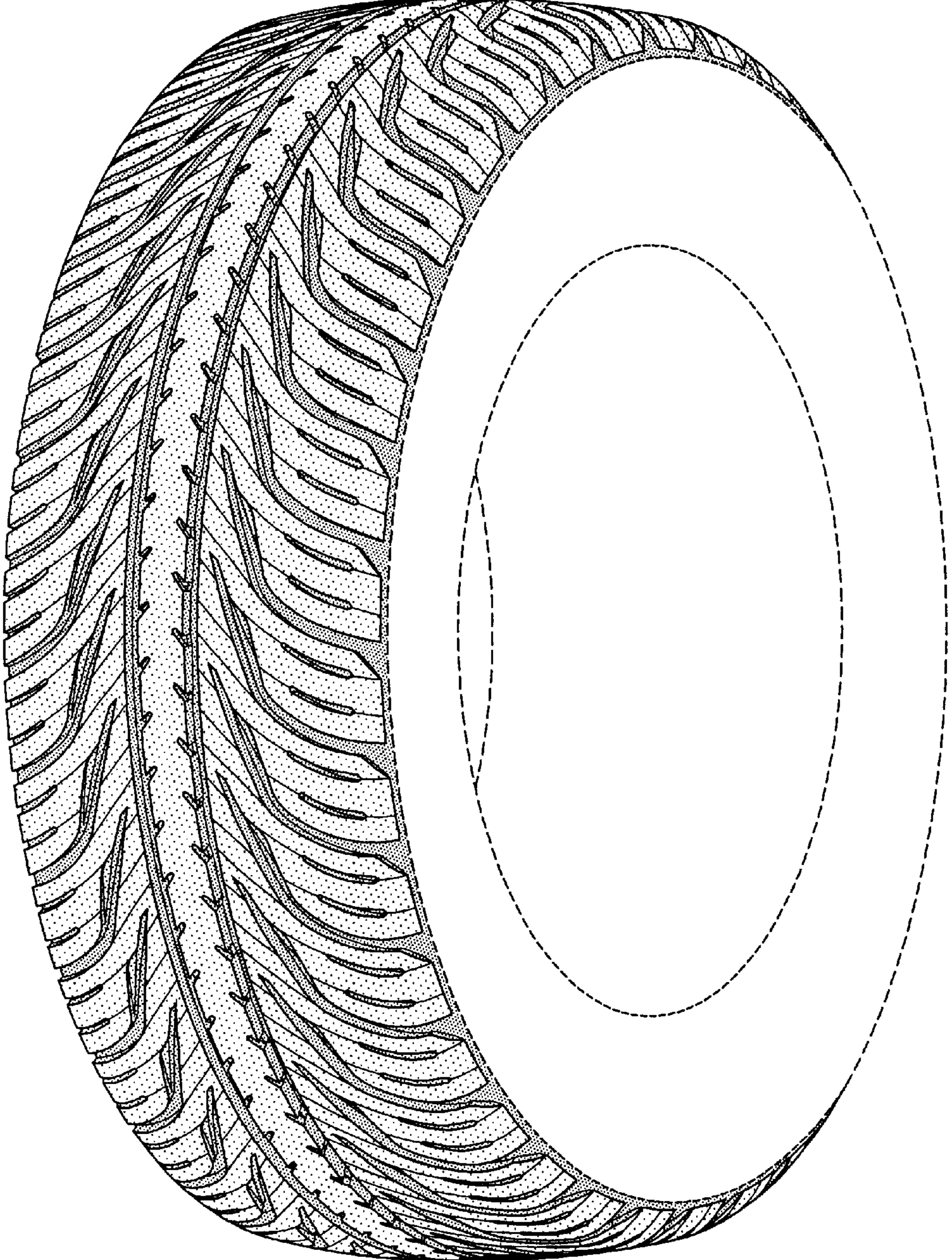


FIG-1




FIG-2

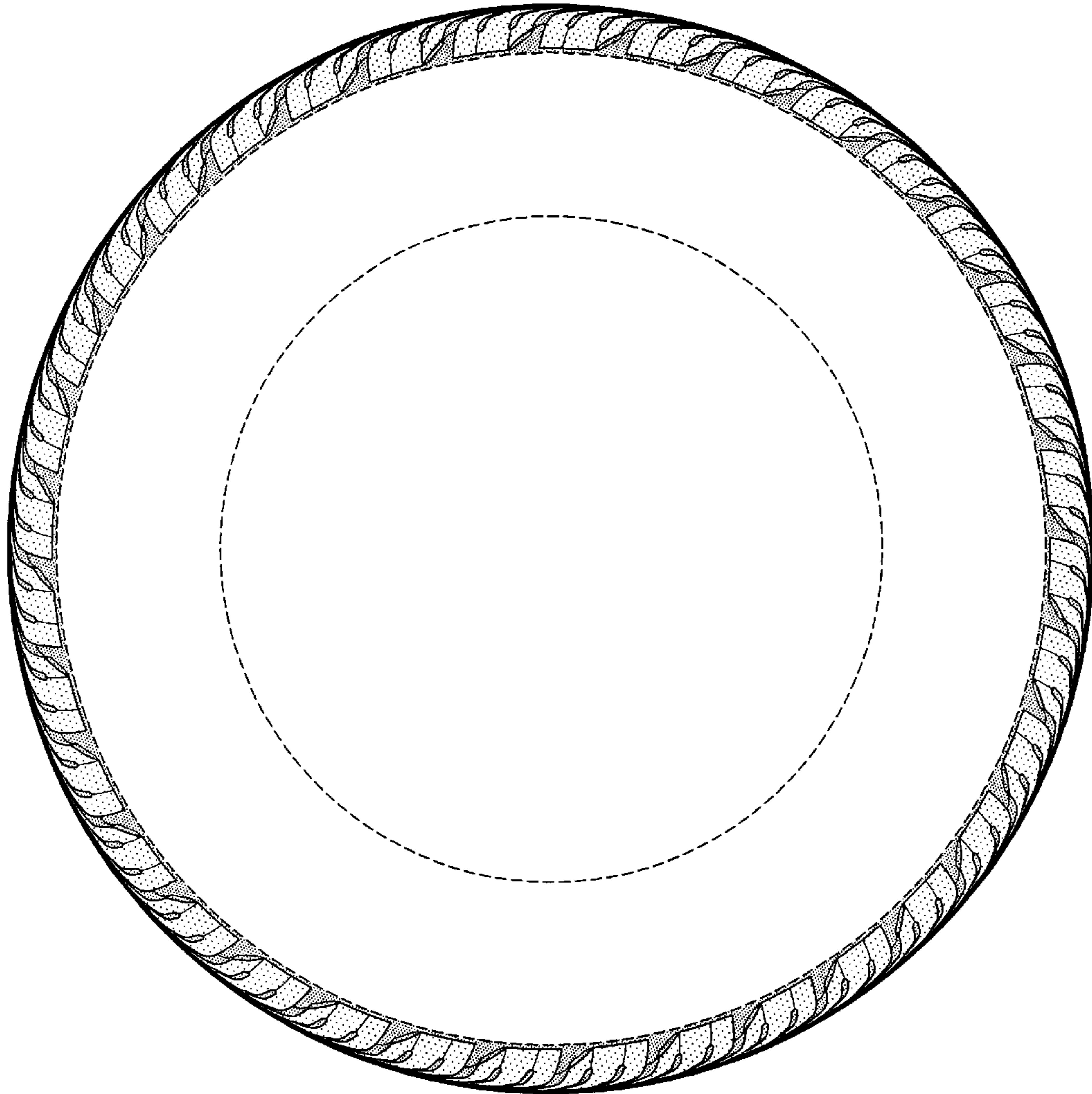


FIG-3




FIG-4