



US00D536654S

(12) **United States Design Patent**
Moruzzi

(10) **Patent No.:** **US D536,654 S**

(45) **Date of Patent:** **** Feb. 13, 2007**

(54) **WHEEL FOR A CAR**
(75) Inventor: **Patrizio Moruzzi**, Bologna (IT)
(73) Assignee: **Ferrari S.p.A.**, Modena (IT)
(**) Term: **14 Years**

D476,283 S * 6/2003 Baumgartner D12/211
D484,839 S * 1/2004 Scheu D12/209
D486,437 S * 2/2004 Hieke D12/211
D486,770 S * 2/2004 Pollmann D12/209
D503,919 S * 4/2005 Cahyono D12/211
D506,428 S * 6/2005 Hussaini et al. D12/209
D509,782 S * 9/2005 Pollmann D12/209

(21) Appl. No.: **29/223,284**
(22) Filed: **Feb. 11, 2005**
(30) **Foreign Application Priority Data**

Aug. 16, 2004 (EM) 000216650

(51) **LOC (8) Cl.** **12-16**
(52) **U.S. Cl.** **D12/211**
(58) **Field of Classification Search** D12/204-213;
301/37.101, 64.101, 65
See application file for complete search history.

(56) **References Cited**

U.S. PATENT DOCUMENTS

D391,215 S * 2/1998 Cervati D12/209
D428,846 S * 8/2000 Yoshida et al. D12/211
D433,374 S * 11/2000 Wang D12/209
D450,650 S * 11/2001 Cinibulk D12/211

* cited by examiner

Primary Examiner—Stacia Cadmus

(74) *Attorney, Agent, or Firm*—Cowan, Liebowitz & Latman, P.C.

(57) **CLAIM**

The ornamental design for a wheel for a car, as shown and described.

DESCRIPTION

FIG. 1 is a front perspective view of the wheel for a car showing my design thereof;
FIG. 2 is a front view thereof;
FIG. 3 is a right side view thereof;
FIG. 4 is a left side view thereof;
FIG. 5 is a top view thereof; and,
FIG. 6 is a bottom view thereof.

1 Claim, 2 Drawing Sheets

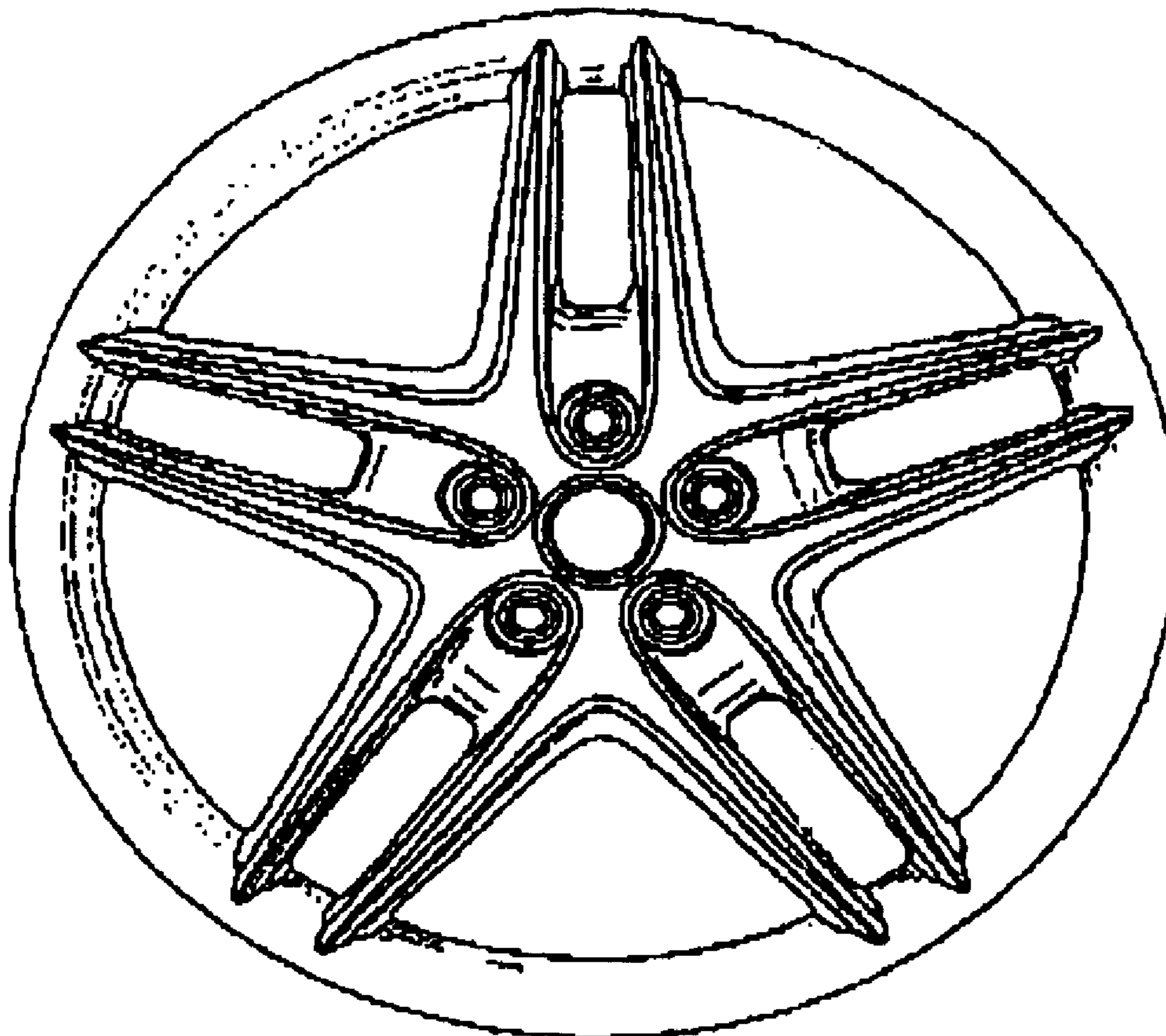


Fig. 1

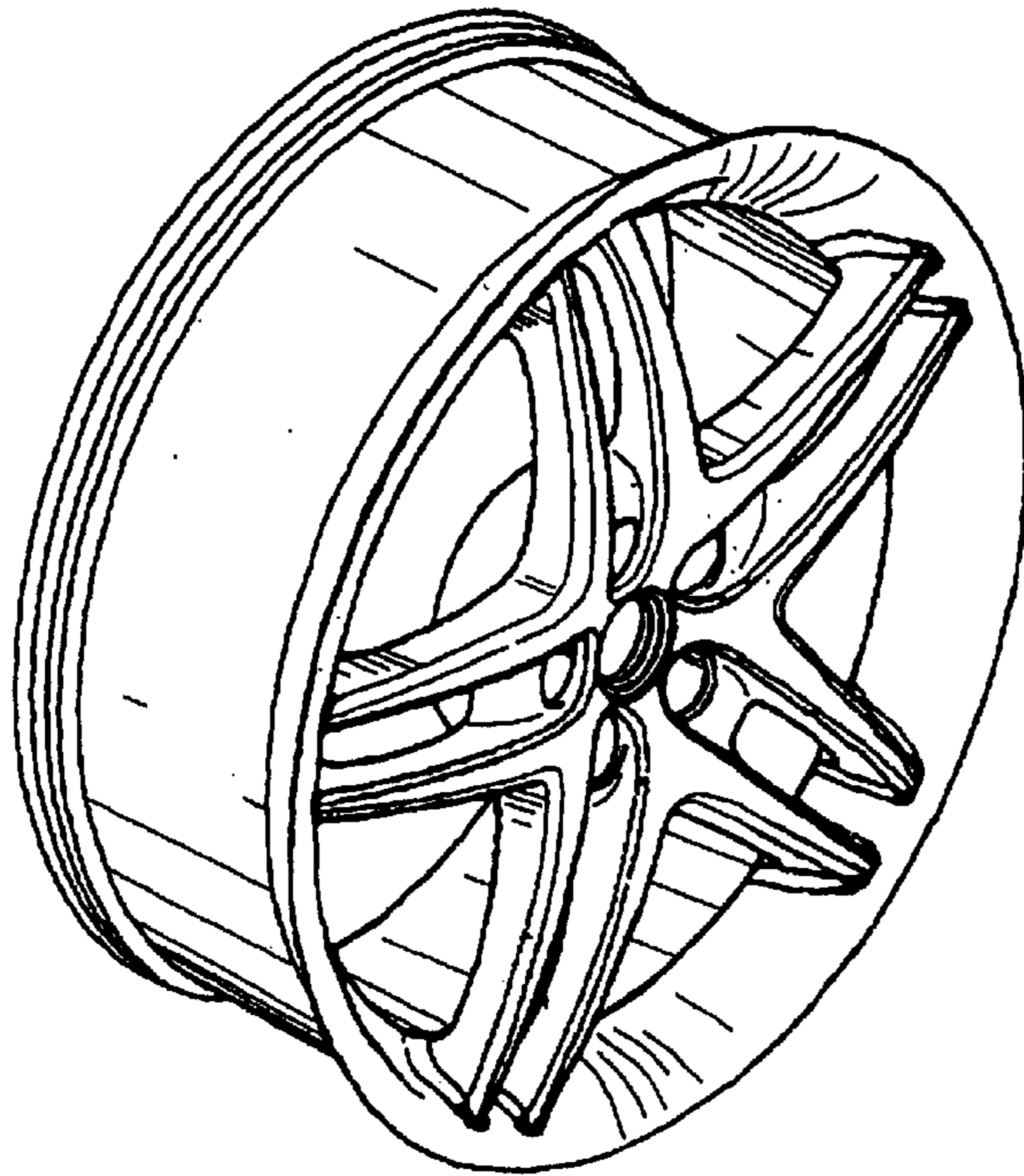


Fig. 2

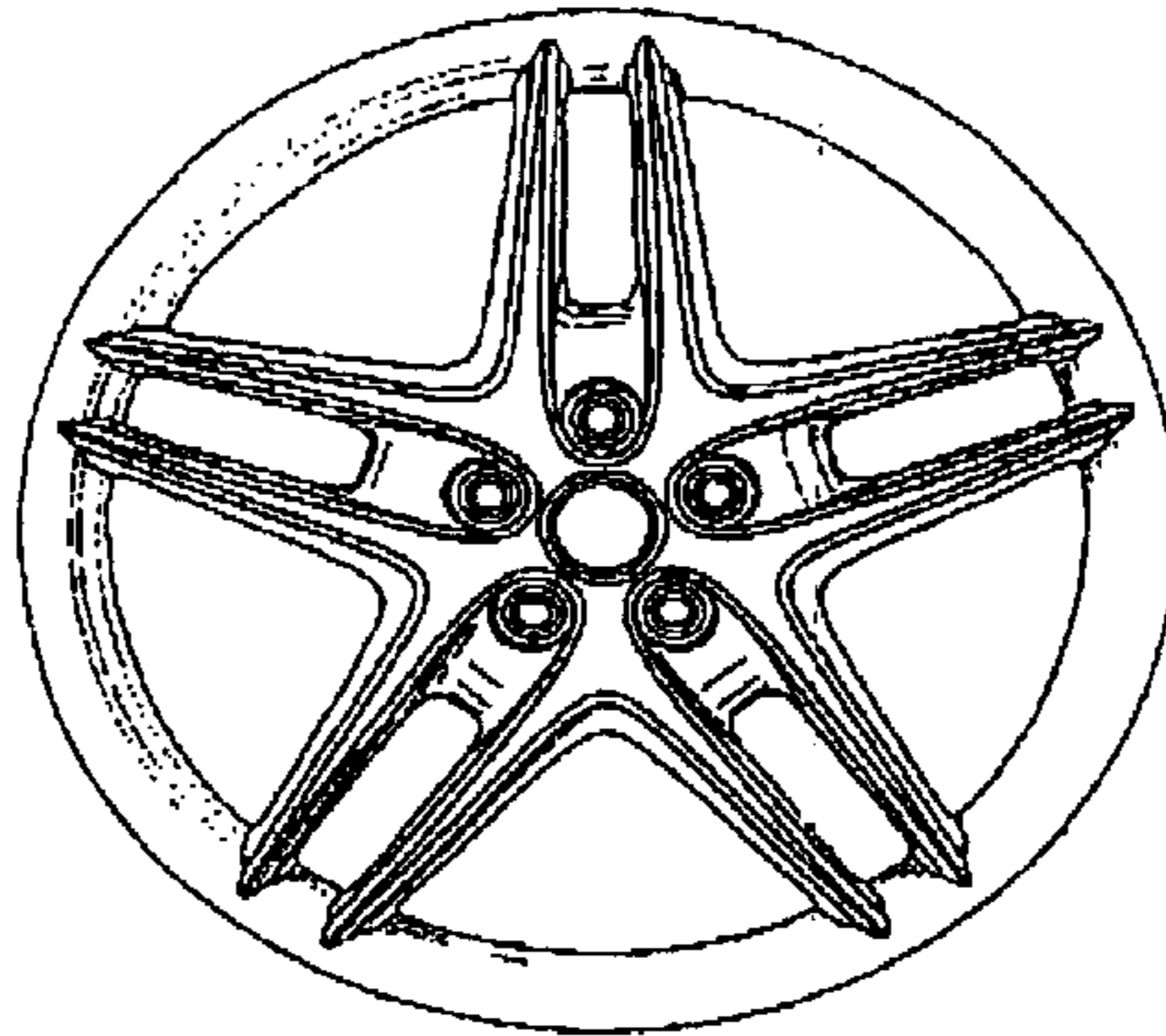


Fig. 3




Fig. 4




Fig. 5




Fig. 6

