



US00D536648S

(12) **United States Design Patent**  
**Fujimaki**

(10) **Patent No.:** **US D536,648 S**

(45) **Date of Patent:** **\*\* Feb. 13, 2007**

(54) **FENDER FOR AN AUTOMOBILE**  
(75) Inventor: **Shoji Fujimaki**, Saitama (JP)  
(73) Assignee: **Honda Motor Co., Ltd.**, Tokyo (JP)  
(\*\*) Term: **14 Years**

D472,195 S \* 3/2003 Okumoto et al. .... D12/196  
D479,171 S \* 9/2003 Boyer ..... D12/196  
D502,131 S \* 2/2005 Otto et al. .... D12/184  
D507,514 S \* 7/2005 Nagura et al. .... D12/184  
D509,778 S \* 9/2005 Minami ..... D12/184  
D514,993 S \* 2/2006 Lee ..... D12/184

\* cited by examiner

(21) Appl. No.: **29/251,724**  
(22) Filed: **Jan. 12, 2006**

*Primary Examiner*—Melody N. Brown  
(74) *Attorney, Agent, or Firm*—Westerman, Hattori,  
Daniels & Adrian, LLP.

(30) **Foreign Application Priority Data**

Jul. 19, 2005 (JP) ..... 2005-020867

(57) **CLAIM**

(51) **LOC (8) Cl.** ..... **12-16**

What is claimed is; the ornamental design for, a fender for an automobile, as shown and described.

(52) **U.S. Cl.** ..... **D12/184; D12/196**

**DESCRIPTION**

(58) **Field of Classification Search** ..... D12/196,  
D12/184, 190, 90-92; 280/152.1, 847-849,  
280/851

FIG. 1 is a front elevation view of a fender for an automobile, showing our new design;  
FIG. 2 is a top plan view thereof;  
FIG. 3 is a right side elevation view thereof;  
FIG. 4 is a left side elevation view thereof; and,  
FIG. 5 is a perspective view thereof.

See application file for complete search history.

The broken lines are for illustrative purposes only and form no part of the claimed design.

(56) **References Cited**

**U.S. PATENT DOCUMENTS**

D416,842 S \* 11/1999 Gabath ..... D12/196  
D447,458 S \* 9/2001 Eum ..... D12/196  
D472,194 S \* 3/2003 Tanabe et al. .... D12/196

**1 Claim, 5 Drawing Sheets**

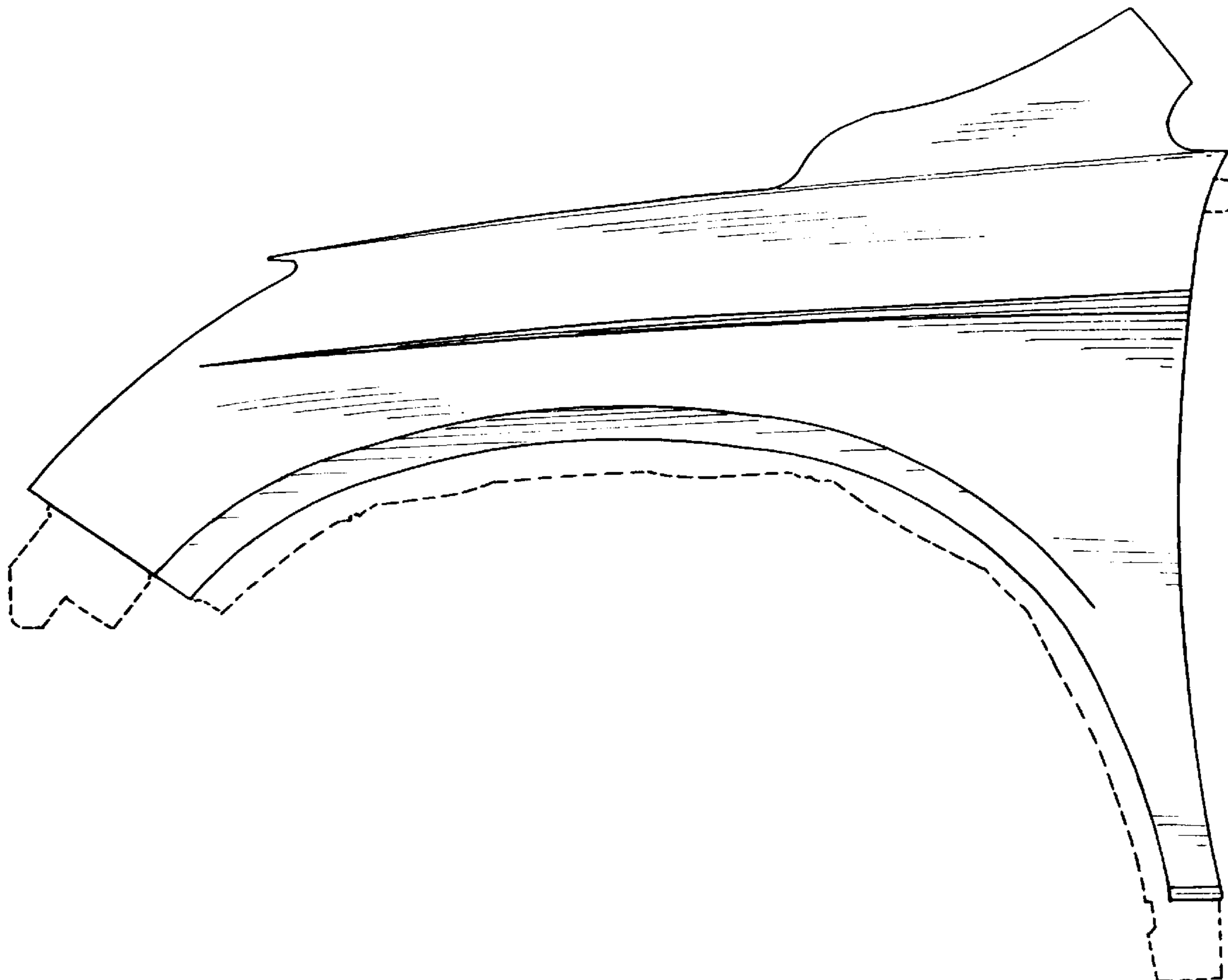


FIG.1

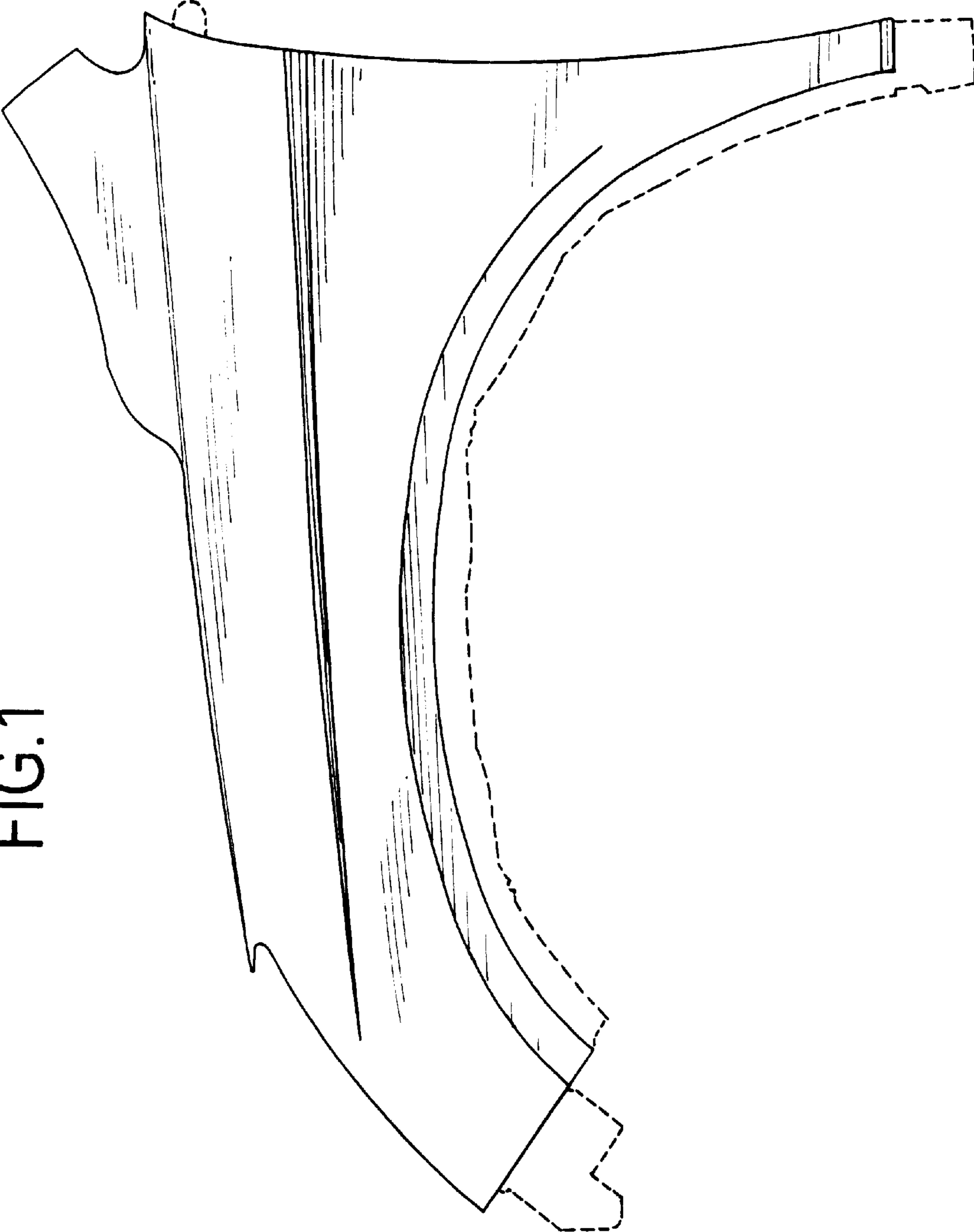


FIG.2

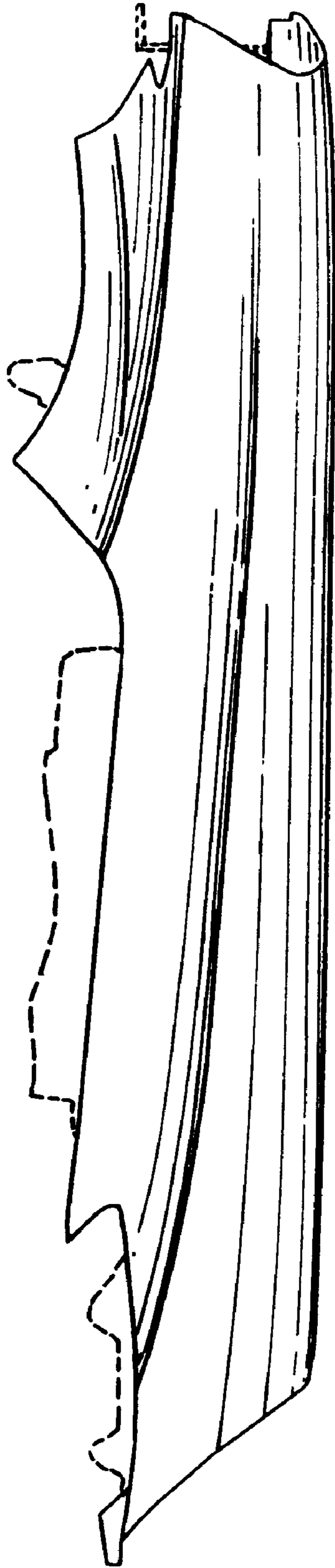


FIG.3

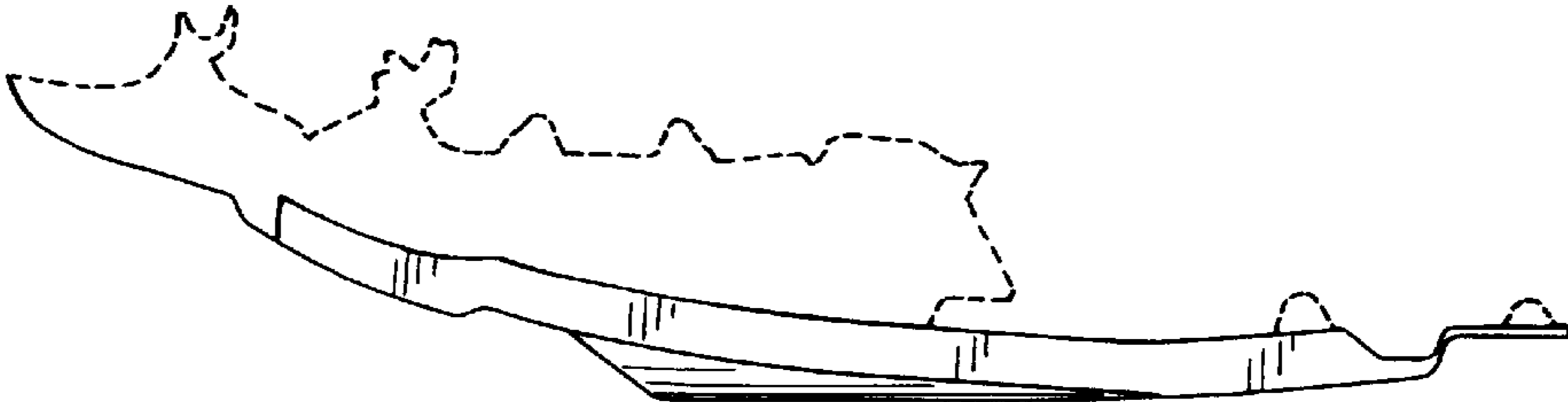



FIG.4



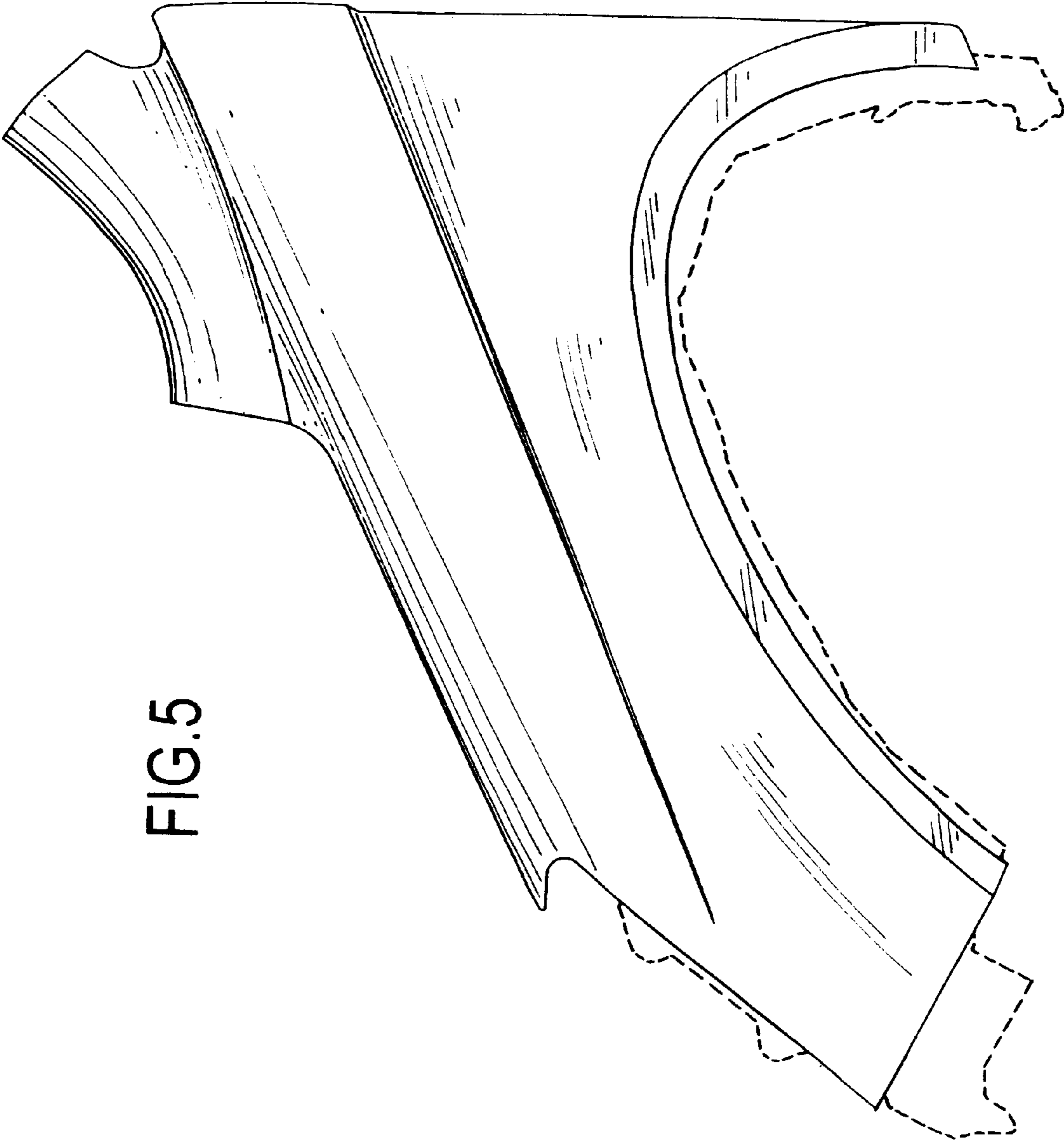


FIG.5