



US00D536643S

(12) **United States Design Patent**
Hayashi et al.

(10) **Patent No.:** **US D536,643 S**

(45) **Date of Patent:** **** Feb. 13, 2007**

(54) **MOTOR VEHICLE AND/OR TOY REPLICA THEREOF**

D525,916 S * 8/2006 Matsumoto et al. D12/92
D525,917 S * 8/2006 Matsumoto et al. D12/92

(75) Inventors: **Akikazu Hayashi**, Aichi-ken (JP);
Tatsuya Sonoda, Aichi-ken (JP);
Shinichi Nakamura, Aichi-ken (JP);
Akira Ishiguro, Aichi-ken (JP)

* cited by examiner

Primary Examiner—Melody N. Brown
(74) *Attorney, Agent, or Firm*—SAIDMAN DesignLaw Group

(73) Assignee: **Toyota Jidosha Kabushiki Kaisha** (JP)

(57) **CLAIM**

(**) Term: **14 Years**

The ornamental design for a motor vehicle and/or toy replica thereof, as shown and described.

(21) Appl. No.: **29/252,527**

DESCRIPTION

(22) Filed: **Jan. 24, 2006**

(51) **LOC (8) Cl.** **12-08**

(52) **U.S. Cl.** **D12/92**

(58) **Field of Classification Search** D12/90–92,
D12/86, 88; D21/424, 433; 296/181.1, 181.5
See application file for complete search history.

FIG. 1 is a front perspective view of a motor vehicle and/or toy replica showing our new design;
FIG. 2 is a rear perspective view thereof;
FIG. 3 is a right-side view thereof, the left-side view being a mirror image;
FIG. 4 is a top view thereof;
FIG. 5 is a front view thereof; and,
FIG. 6 is a rear view thereof.

(56) **References Cited**

U.S. PATENT DOCUMENTS

D491,842 S * 6/2004 Nakamura et al. D12/92

1 Claim, 2 Drawing Sheets





FIG. 1




FIG. 2




FIG. 3




FIG. 4



FIG. 5




FIG. 6