



US00D536637S

(12) **United States Design Patent**
Plitman

(10) **Patent No.:** **US D536,637 S**

(45) **Date of Patent:** **** Feb. 13, 2007**

(54) **FLAG STICK REFLECTOR INSERT**

(75) Inventor: **Michael D. Plitman**, Minneapolis, MN (US)

(73) Assignee: **Golf Solutions 1, L.L.C.**, Madison, WI (US)

(**) Term: **14 Years**

(21) Appl. No.: **29/207,516**

(22) Filed: **Jun. 15, 2004**

(51) **LOC (8) Cl.** **11-05**

(52) **U.S. Cl.** **D11/182**

(58) **Field of Classification Search** D11/165–168, D11/181–183; 116/173–175; 248/519, 538; 362/190, 296; 356/4.01; 473/199, 409; D10/70
See application file for complete search history.

(56) **References Cited**

U.S. PATENT DOCUMENTS

D242,775 S	*	12/1976	Williams, Jr.	D10/70
4,136,394 A	*	1/1979	Jones et al.	702/159
6,062,985 A	*	5/2000	Rege	473/199
6,346,055 B1	*	2/2002	Rege	473/409
D465,174 S	*	11/2002	Ursprung	D11/165
2005/0272515 A1	*	12/2005	Hurley et al.	473/173

* cited by examiner

Primary Examiner—Louis S. Zarfes

Assistant Examiner—Anhadao Doan

(74) *Attorney, Agent, or Firm*—Foley & Lardner LLP

(57) **CLAIM**

The ornamental design for a flag stick reflector insert, substantially as shown and described.

DESCRIPTION

FIG. 1 is a perspective view of the flag stick reflector insert showing my design;

FIG. 2 is a side plan view of the insert shown in FIG. 1;

FIG. 3 is a side view of the insert shown in FIG. 1, with the insert rotated approximately 72° from the view shown in FIG. 2;

FIG. 4 is a side view of the insert shown in FIG. 1, with the insert rotated approximately 72° from the view shown in FIG. 3;


FIG. 5 is a side view of the insert shown in FIG. 1, with the insert rotated approximately 72° from the view shown in FIG. 4;

FIG. 6 is a side view of the insert shown in FIG. 1, with the insert rotated approximately 72° from the view shown in FIG. 5;

FIG. 7 is a top view of the insert shown in FIG. 1, the bottom view being a mirror image of the top view; and,

FIG. 8 is a perspective view of the insert of FIG. 1 in a use state, with a flag stick shown using broken lines where the broken lines are for illustrative purposes only and form no part of the claimed design.

1 Claim, 8 Drawing Sheets



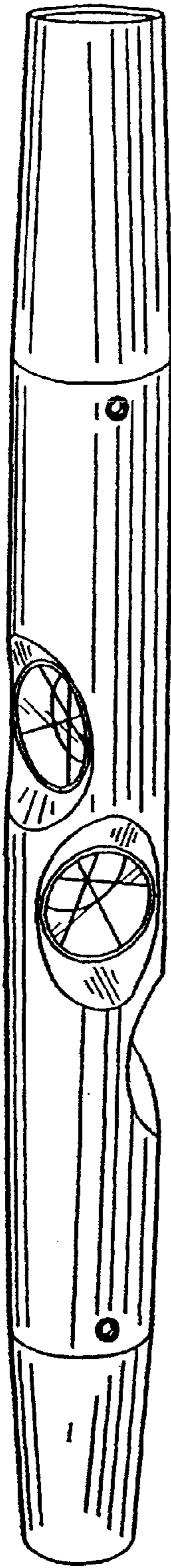


FIG. 1

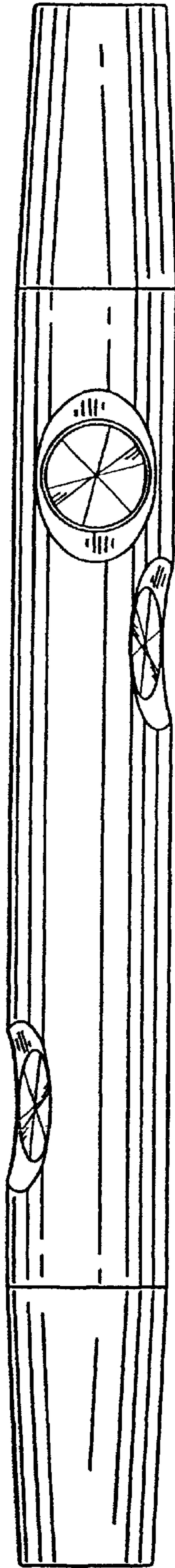


FIG. 2




FIG. 3

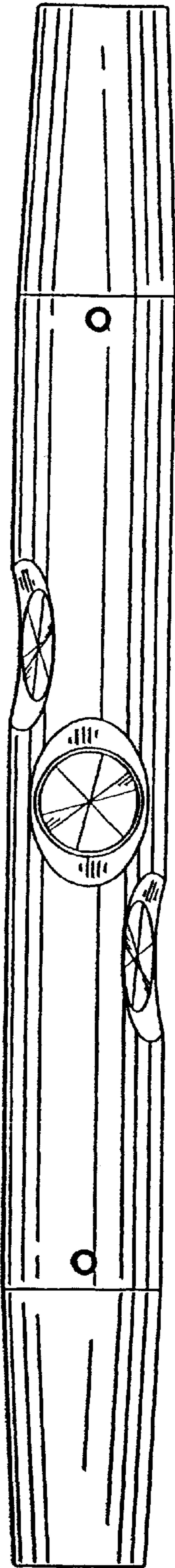


FIG. 4




FIG. 5




FIG. 6

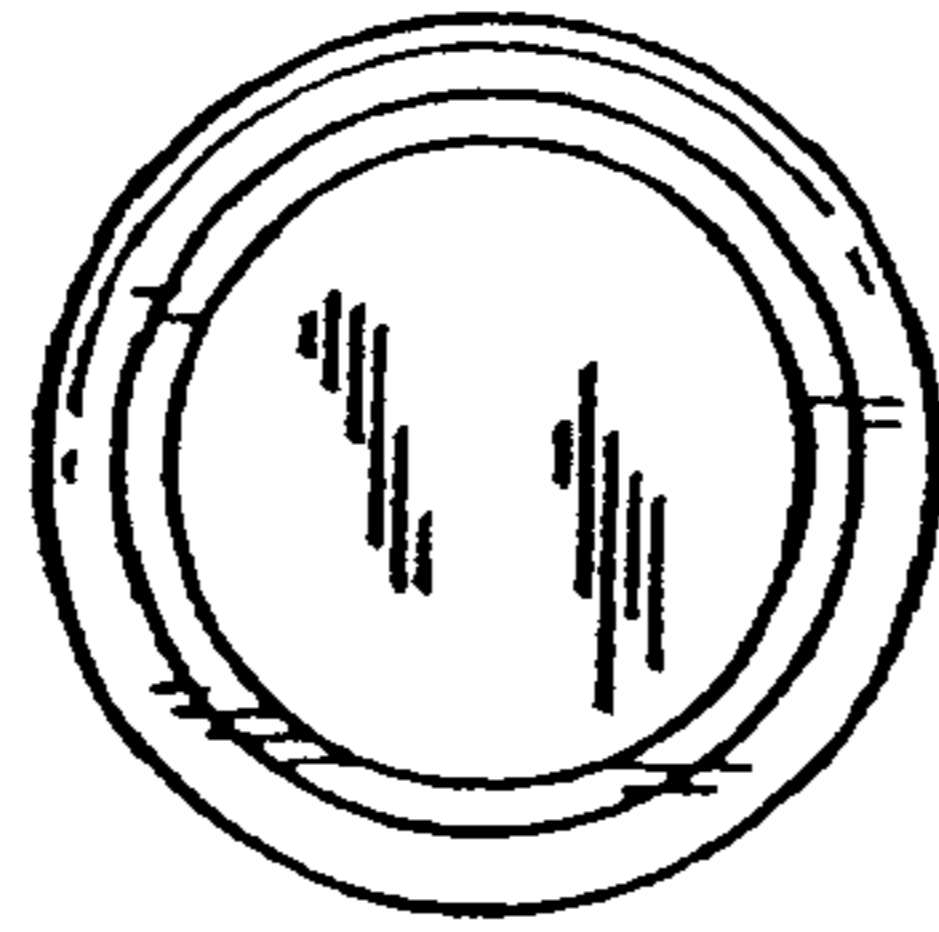


FIG. 7



FIG. 8