



US00D536624S

(12) **United States Design Patent**
Novak et al.

(10) **Patent No.:** **US D536,624 S**

(45) **Date of Patent:** **** Feb. 13, 2007**

- (54) **BLADE DISPENSER**
- (75) Inventors: **Joseph Novak**, Burlington, CT (US);
Peter Weremchuk, South Windsor, CT (US)
- (73) Assignee: **Irwin Industrial Tool Company**,
Freeport, IL (US)
- (**) Term: **14 Years**
- (21) Appl. No.: **29/221,281**
- (22) Filed: **Jan. 12, 2005**
- (51) **LOC (8) Cl.** **09-03**
- (52) **U.S. Cl.** **D9/735**
- (58) **Field of Classification Search** D9/415,
D9/730, 733, 734, 735; D7/381, 590, 669,
D7/678; D6/512, 515; 221/1, 9, 102, 256,
221/282, 303, 312 R, 312 C; 222/1, 52, 173
See application file for complete search history.

- 4,114,780 A 9/1978 Sharon
- 4,379,514 A 4/1983 Joffe
- 4,789,080 A 12/1988 Iten
- 4,826,042 A 5/1989 Vujovich
- 4,850,512 A 7/1989 Vujovich
- D303,082 S 8/1989 Iten
- 4,978,031 A 12/1990 Lembke
- 5,139,167 A 8/1992 McCarthy
- 5,251,783 A 10/1993 Gringer
- 5,409,133 A 4/1995 Gringer
- D403,954 S 1/1999 Okada et al.
- D423,926 S * 5/2000 Kellar et al. D9/415
- 6,158,616 A 12/2000 Huang
- D458,123 S * 6/2002 Rick et al. D9/415
- D462,861 S 9/2002 Schmidt
- 6,446,802 B1 9/2002 Lutz et al.
- 6,598,761 B1 7/2003 Chou
- 6,796,455 B2 * 9/2004 Schmidt 221/256
- 2003/0085236 A1 5/2003 Schmidt

* cited by examiner

Primary Examiner—Mitchell Siegel

Assistant Examiner—Shanda C. Hill

(74) *Attorney, Agent, or Firm*—McCarter & English, LLP

(56) **References Cited**

U.S. PATENT DOCUMENTS

- 1,652,685 A 12/1927 Schick
- 2,043,046 A 6/1936 Kuhl
- 2,080,038 A 5/1937 Frederickson
- 2,182,615 A 12/1939 Johnson
- 2,418,677 A 4/1947 Testi
- 2,472,051 A 5/1949 Testi
- 2,646,874 A 7/1953 Testi
- 2,792,933 A 5/1957 Butlin
- 2,889,076 A 6/1959 Van Schie
- 3,502,203 A 3/1970 Braginetz
- 3,542,245 A 11/1970 Braginetz
- 3,650,433 A 3/1972 Robertson
- D224,290 S * 7/1972 Robertson D9/415
- 3,827,597 A 8/1974 Braginetz
- 3,864,896 A 2/1975 Bailey, Jr.
- 3,910,455 A 10/1975 Ferraro
- 3,941,244 A 3/1976 Braginetz
- 4,073,407 A * 2/1978 Pentney 221/102

(57) **CLAIM**

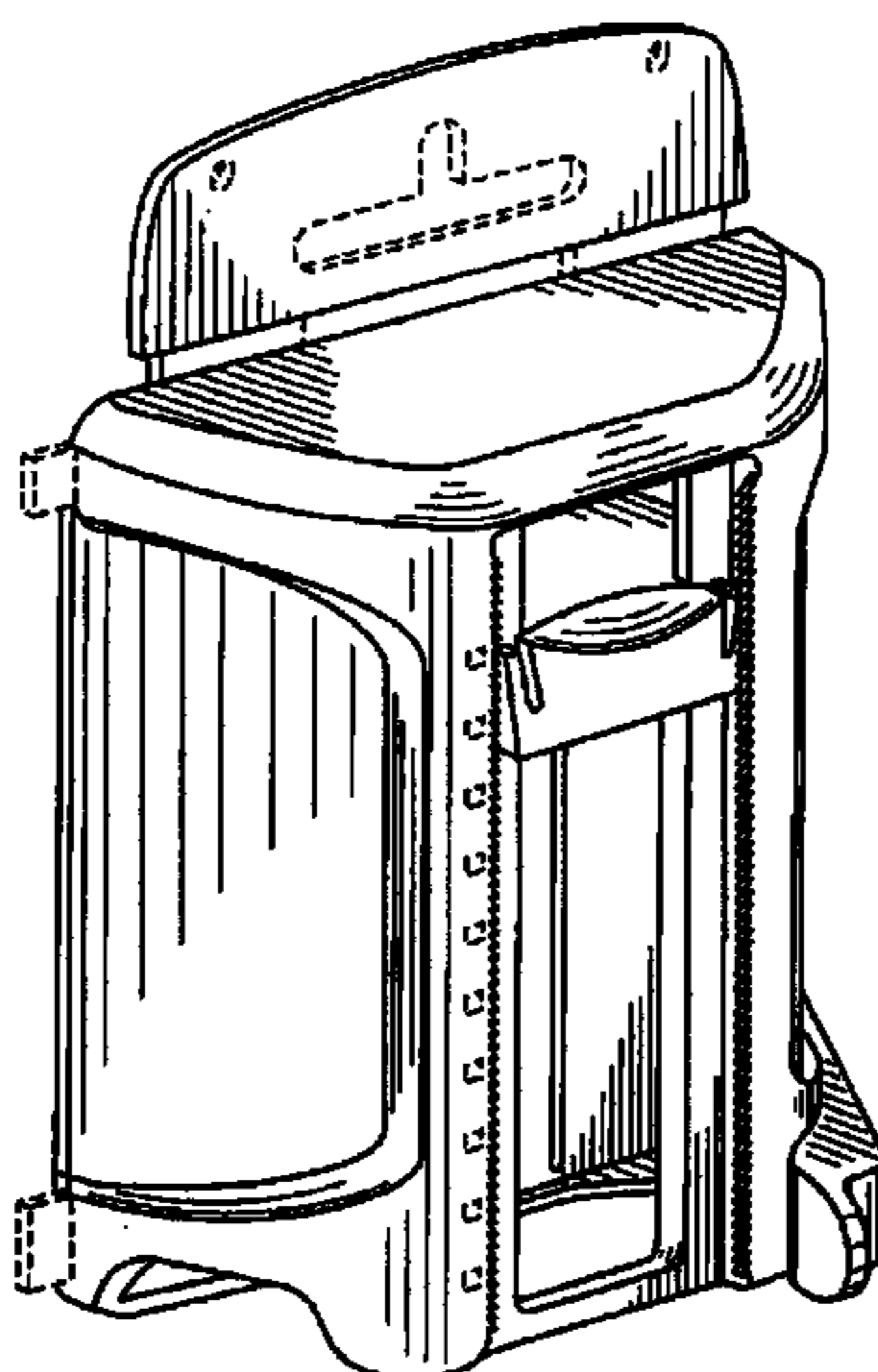
The ornamental design for a blade dispenser, as shown and described.

DESCRIPTION

FIG. 1 is a perspective view of a blade dispenser showing our new design;
 FIG. 2 is a front view thereof;
 FIG. 3 is a left side view thereof;
 FIG. 4 is a right side view thereof;
 FIG. 5 is a top plan view thereof;
 FIG. 6 is a bottom plan view thereof; and,
 FIG. 7 is a back view thereof.

The broken lines shown in the drawing disclosure are for illustrative purposes only and form no part of the claimed design.

1 Claim, 6 Drawing Sheets



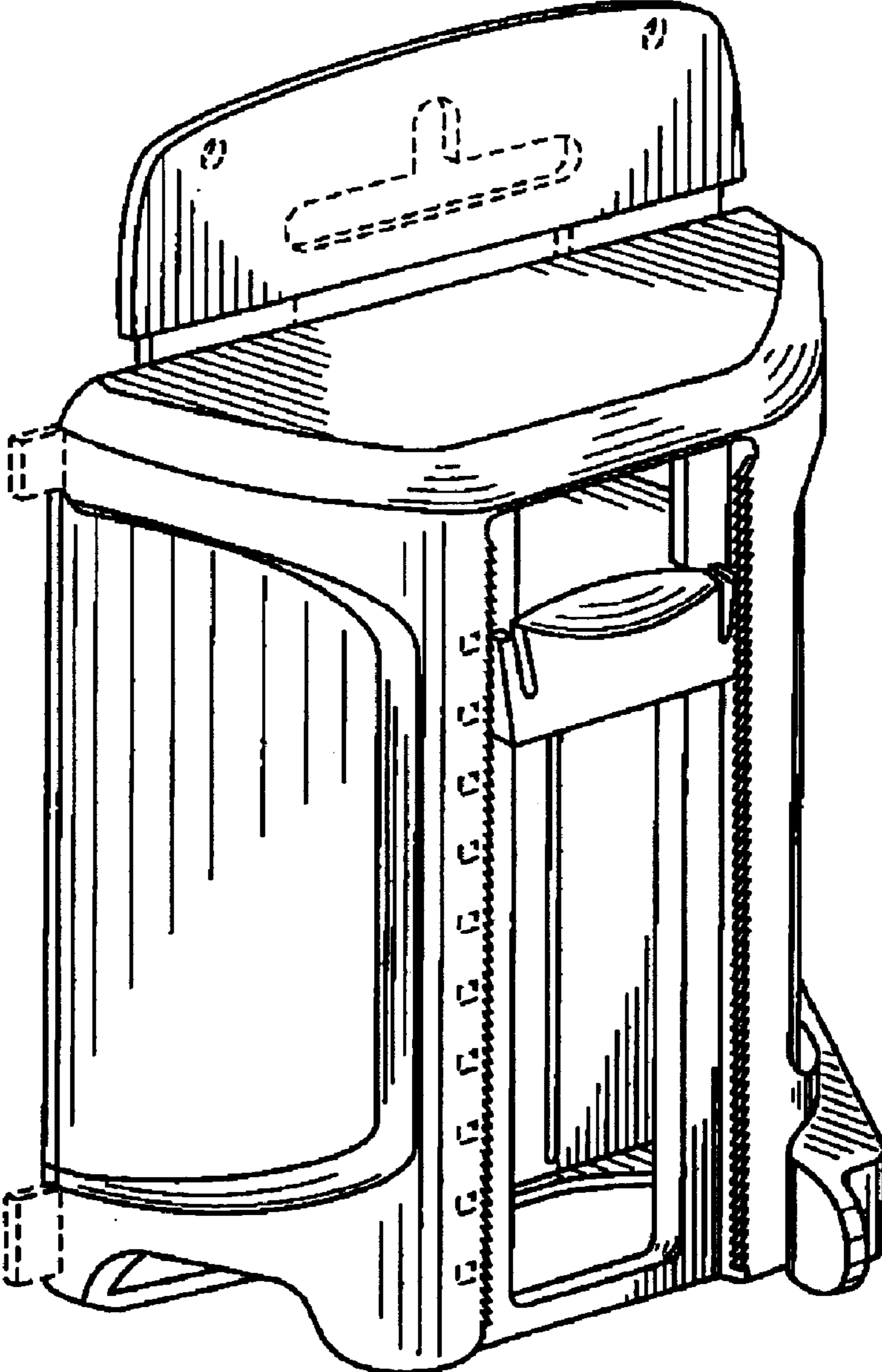


FIG. 1

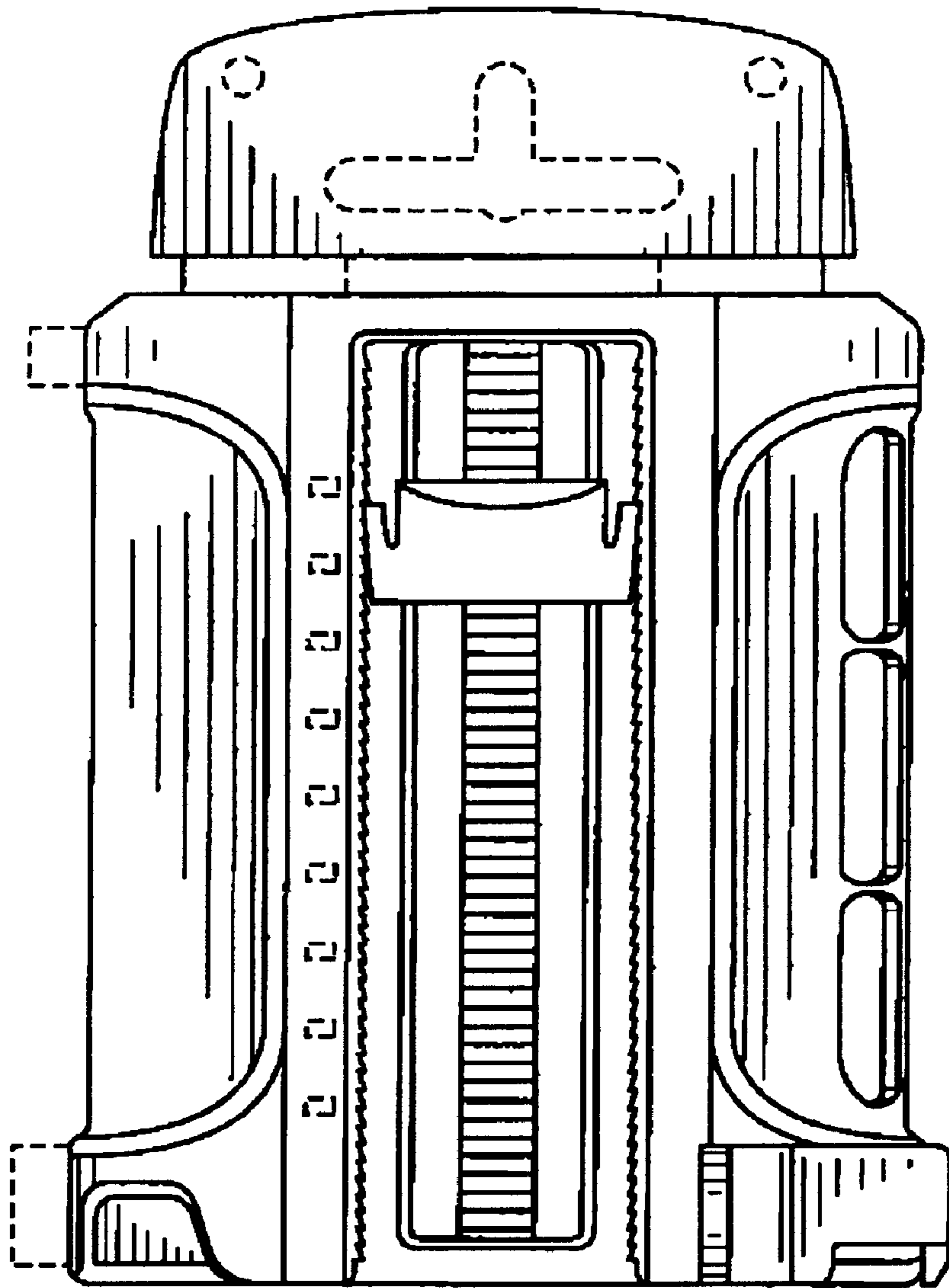


FIG. 2

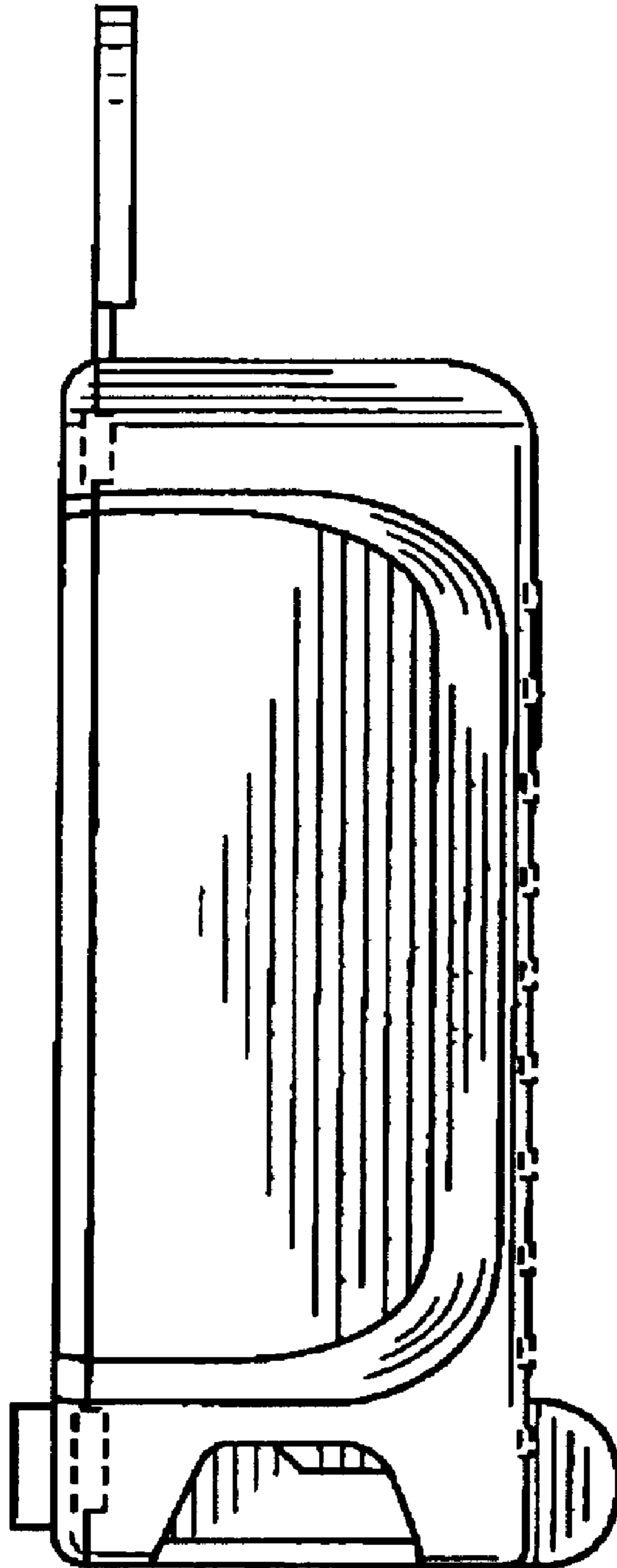


FIG. 3

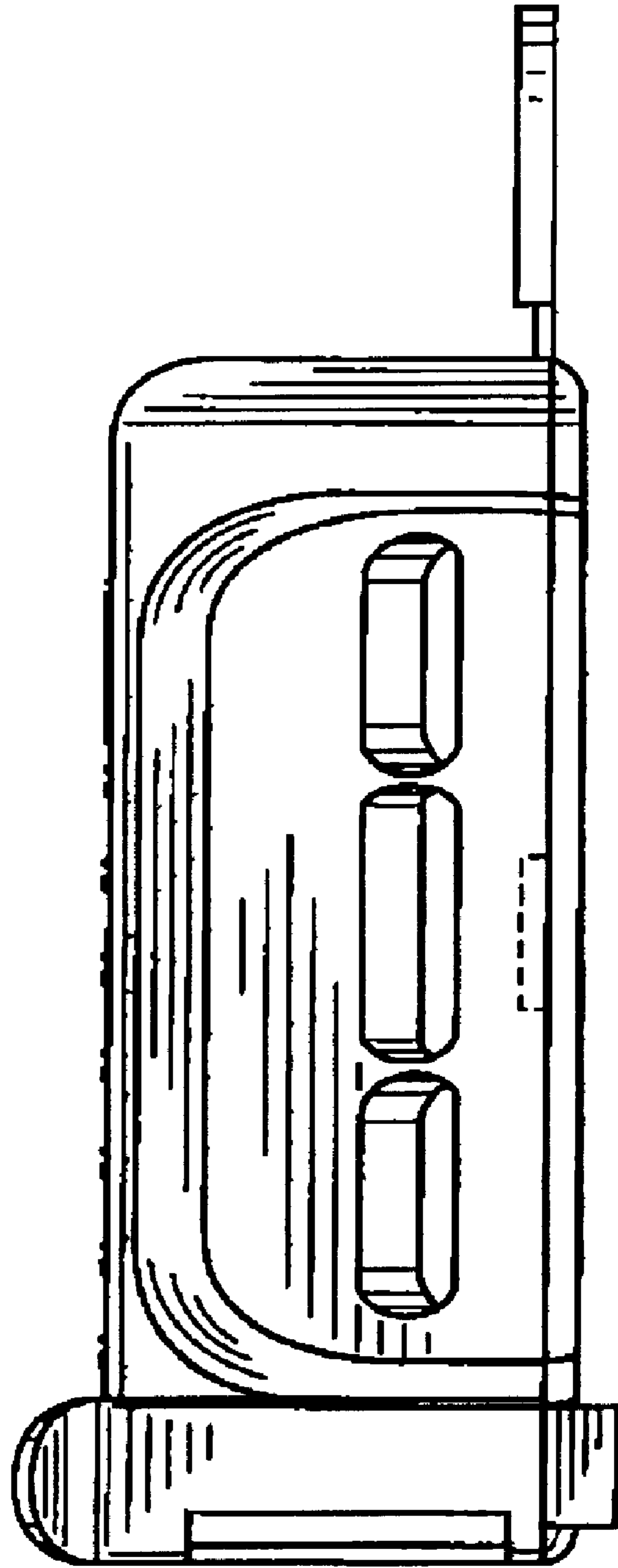


FIG. 4

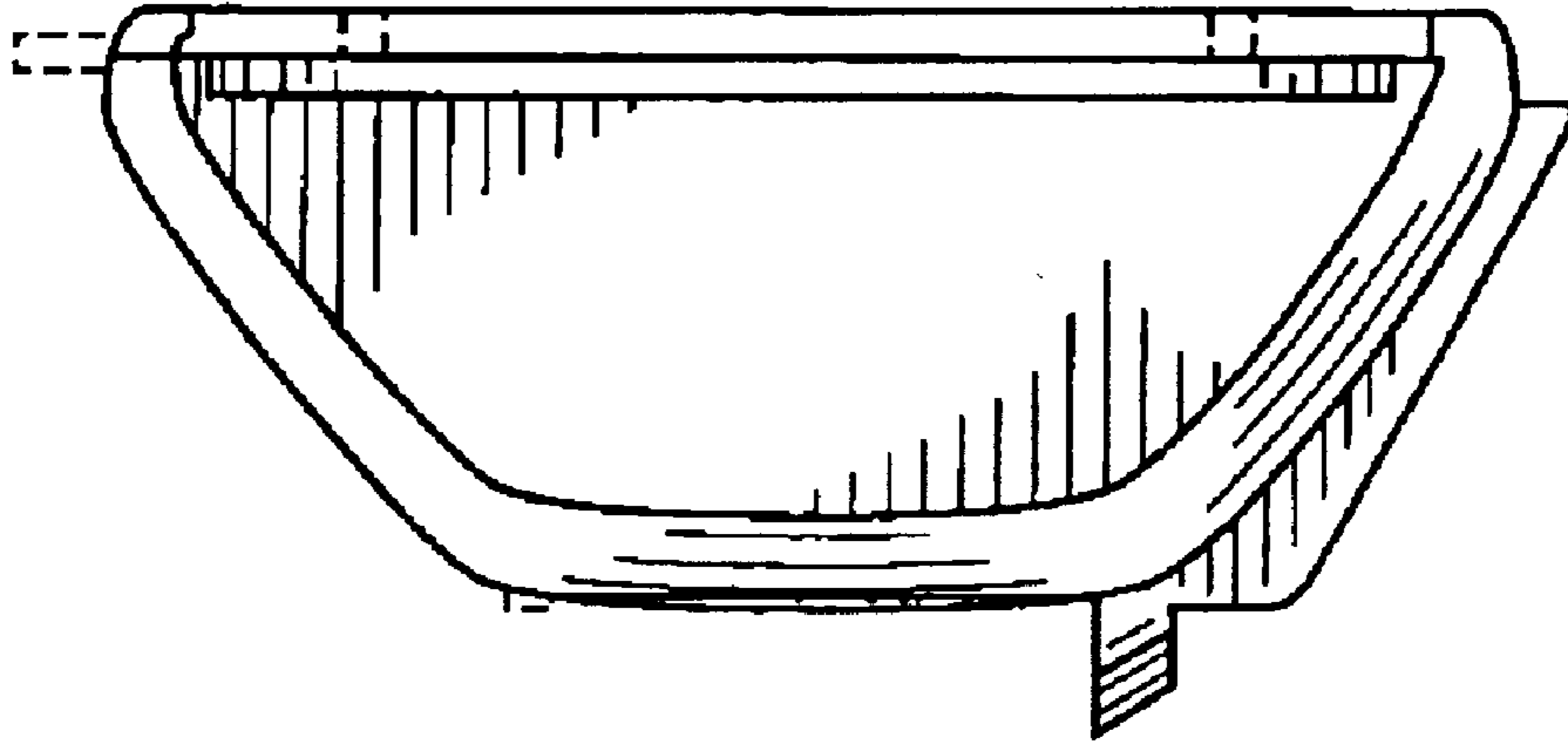


FIG. 5

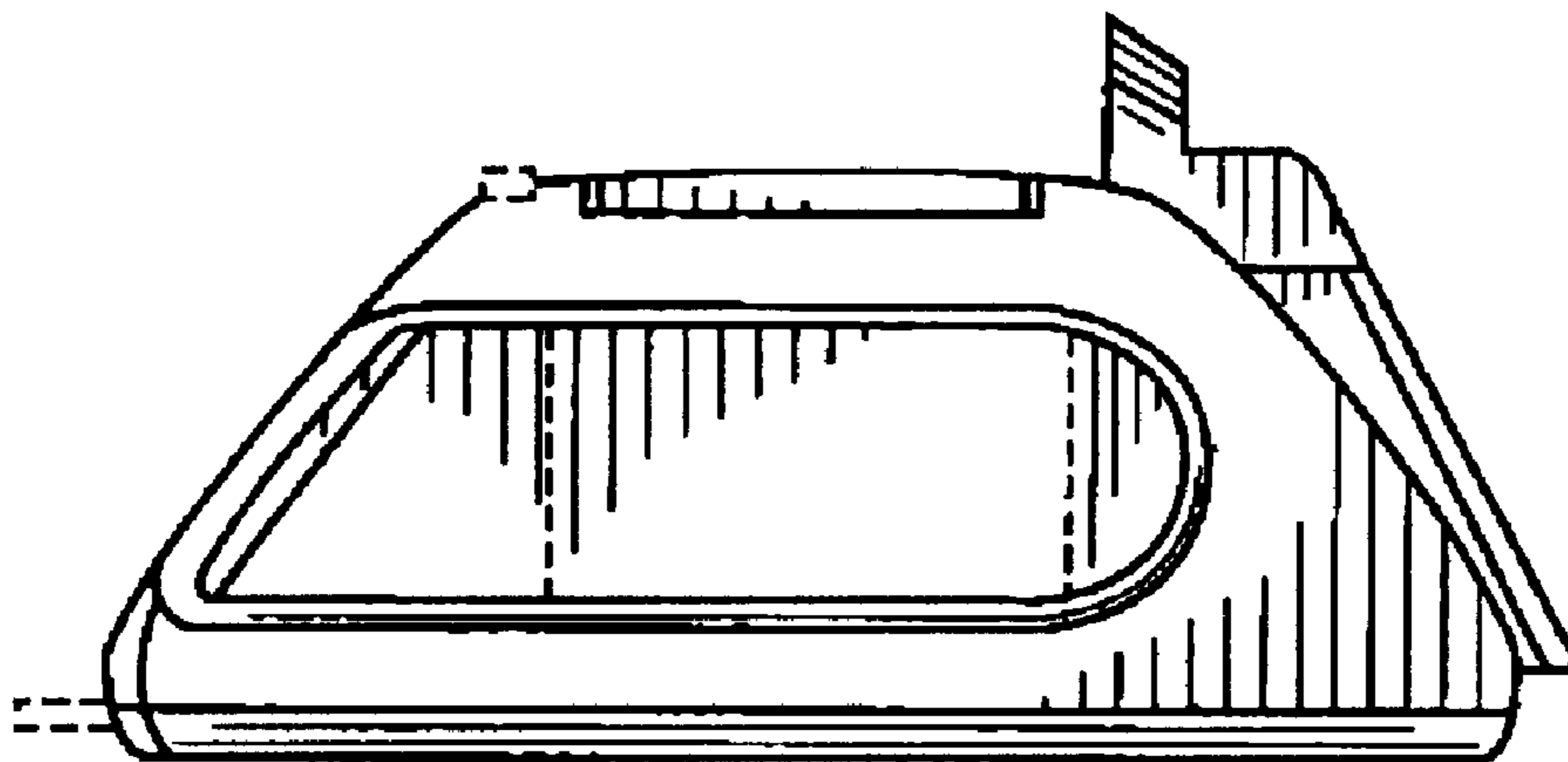


FIG. 6

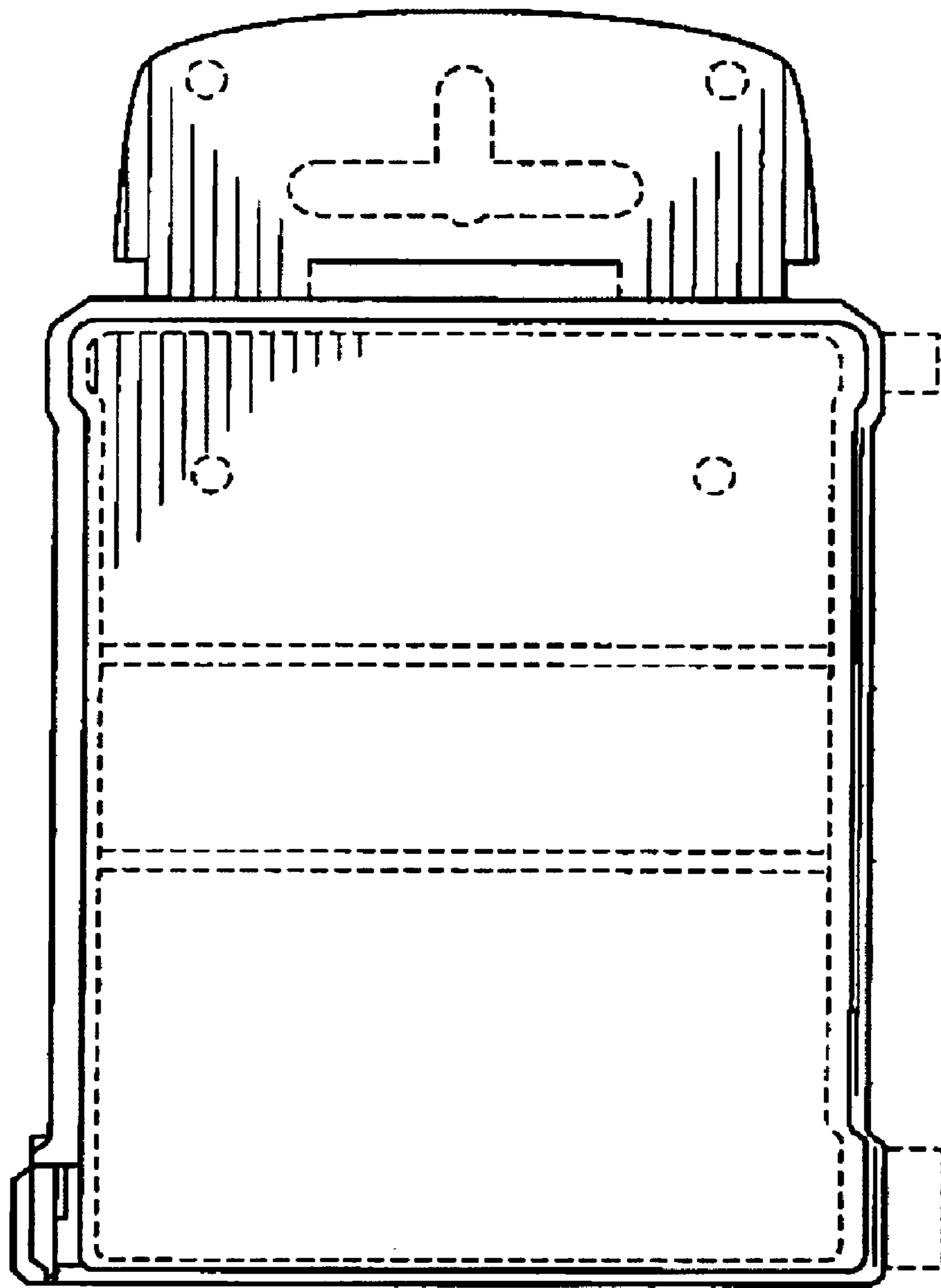


FIG. 7