



US00D536623S

(12) **United States Design Patent**
Ozaki et al.

(10) **Patent No.:** **US D536,623 S**

(45) **Date of Patent:** **** Feb. 13, 2007**

(54) **PACKAGE**

(75) Inventors: **Taro Ozaki**, Tokyo (JP); **Mitsuhiko Tokunaga**, Tokyo (JP)

(73) Assignee: **Hisamitsu Pharmaceutical Co., Inc.**, Tosu (JP)

(**) Term: **14 Years**

(21) Appl. No.: **29/213,695**

(22) Filed: **Sep. 22, 2004**

(30) **Foreign Application Priority Data**

Mar. 31, 2004 (JP) D2004-010028

(51) **LOC (8) Cl.** **09-01**

(52) **U.S. Cl.** **D9/724**

(58) **Field of Classification Search** D9/723-727,
D9/516, 529, 549, 556, 569; D19/65, 66;
D28/4, 7, 85, 88; D8/70; 221/1, 9, 135, 208,
221/282, 303, 312 C; 222/1, 52, 173, 630,
222/566

See application file for complete search history.

(56) **References Cited**

U.S. PATENT DOCUMENTS

D264,938 S * 6/1982 Stock D9/724
D264,939 S * 6/1982 Stock D9/724
D264,940 S * 6/1982 Stock D9/724
D264,941 S * 6/1982 Stock D9/724

D338,159 S * 8/1993 Densky et al. D9/724
D404,628 S * 1/1999 Kendrick D8/70

* cited by examiner

Primary Examiner—Mitchell Siegel

Assistant Examiner—Shanda C. Hill

(74) *Attorney, Agent, or Firm*—Leydig, Voit & Mayer, Ltd.

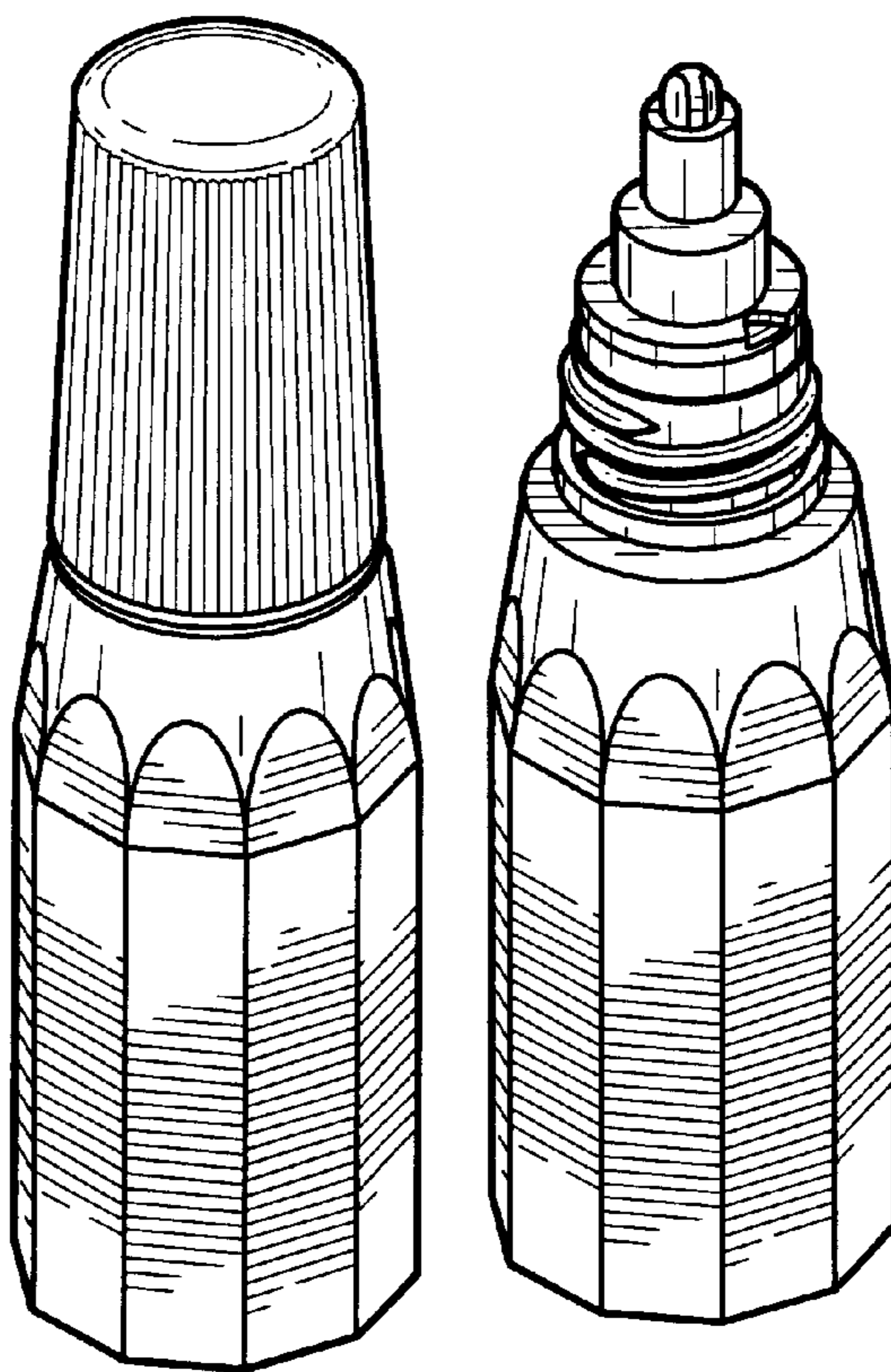
(57) **CLAIM**

The ornamental design for a package as shown and described.

DESCRIPTION

FIG. 1 is a front view of a package showing our new design; FIG. 2 is a rear view of FIG. 1; FIG. 3 is a top view of FIG. 1; FIG. 4 is a bottom view of FIG. 1; FIG. 5 is a right side view of FIG. 1; FIG. 6 is a left side view of FIG. 1; FIG. 7 is a perspective view of FIG. 1; FIG. 8 is a front view of the package shown with the cap removed for clarity of illustration; FIG. 9 is a rear view of FIG. 8; FIG. 10 is a top view of FIG. 8; FIG. 11 is a right side view of FIG. 8; FIG. 12 is a left side view of FIG. 8; FIG. 13 is a perspective view of FIG. 8; FIG. 14 is a front view of the cap of the package of FIG. 1; FIG. 15 is a top view of FIG. 14; and, FIG. 16 is a bottom view of FIG. 14.

1 Claim, 16 Drawing Sheets






FIG. 1




FIG. 2




FIG. 3

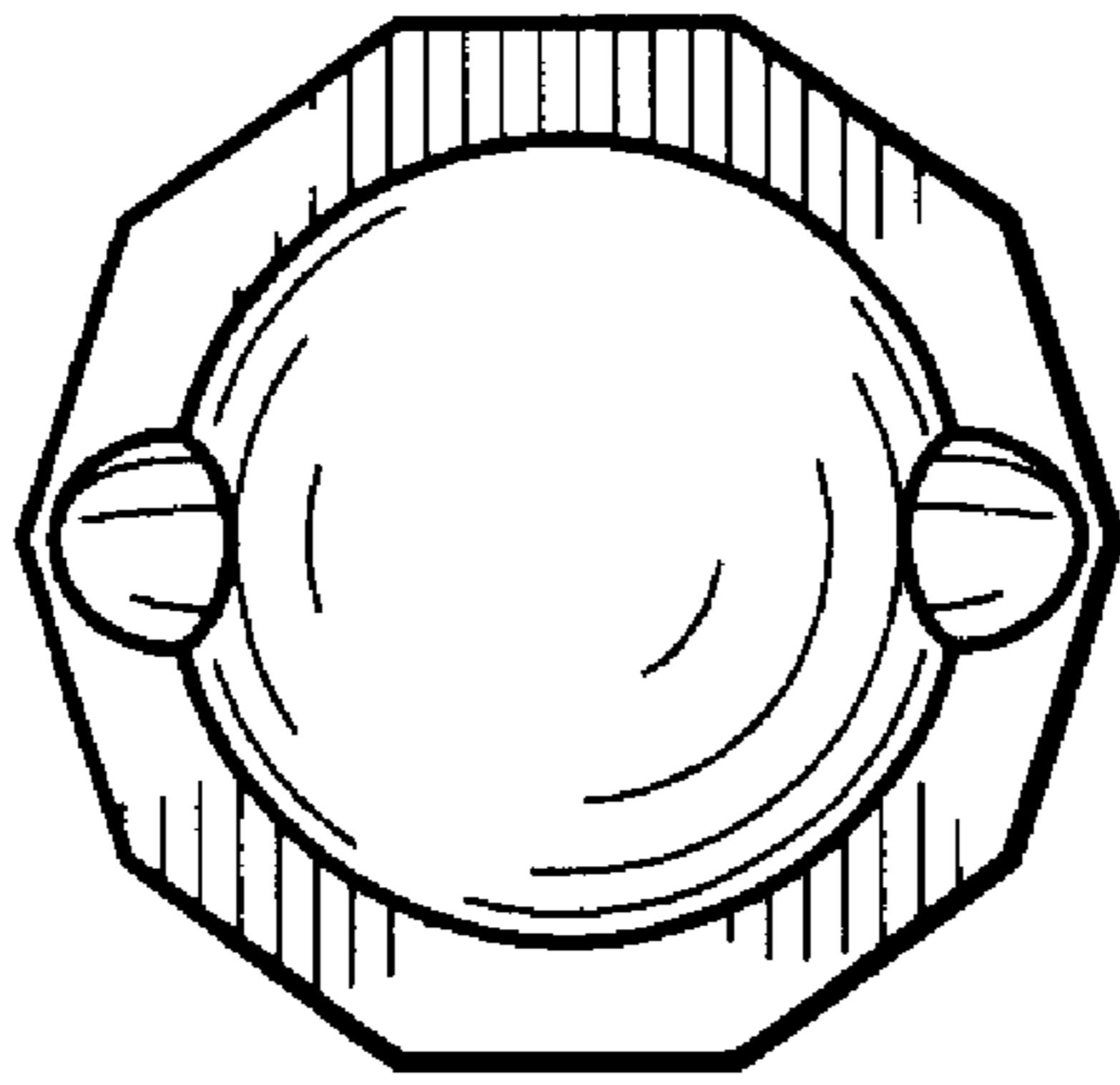


FIG. 4




FIG. 5




FIG. 6

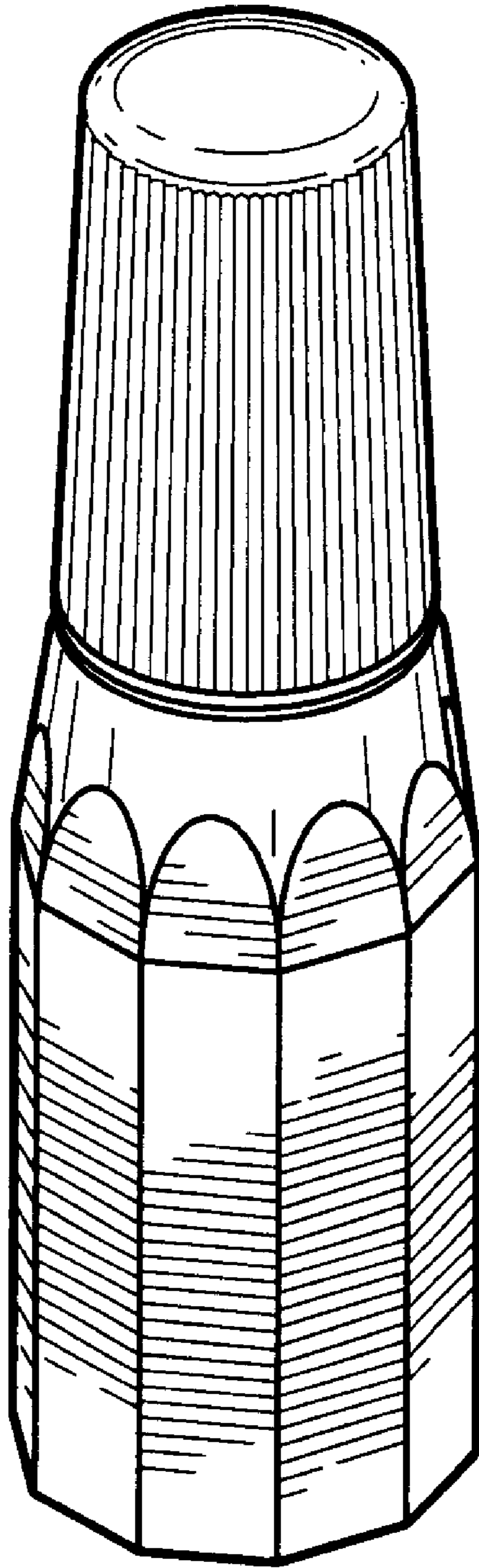


FIG. 7

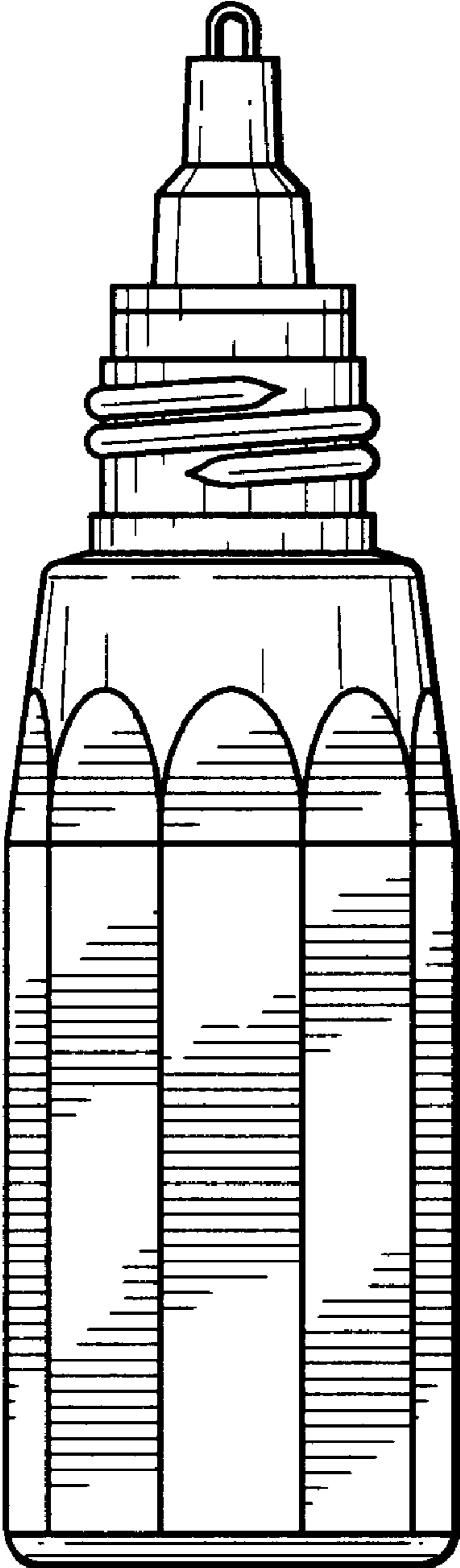


FIG. 8




FIG. 9




FIG. 10




FIG. 11




FIG. 12

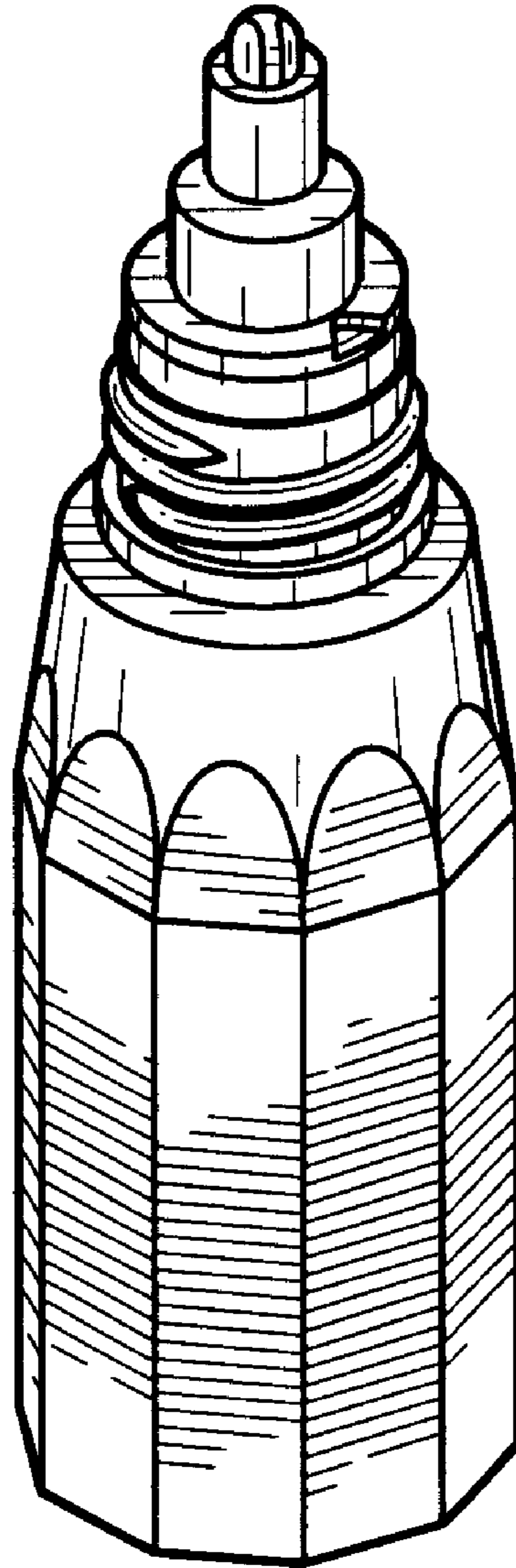


FIG. 13




FIG. 14

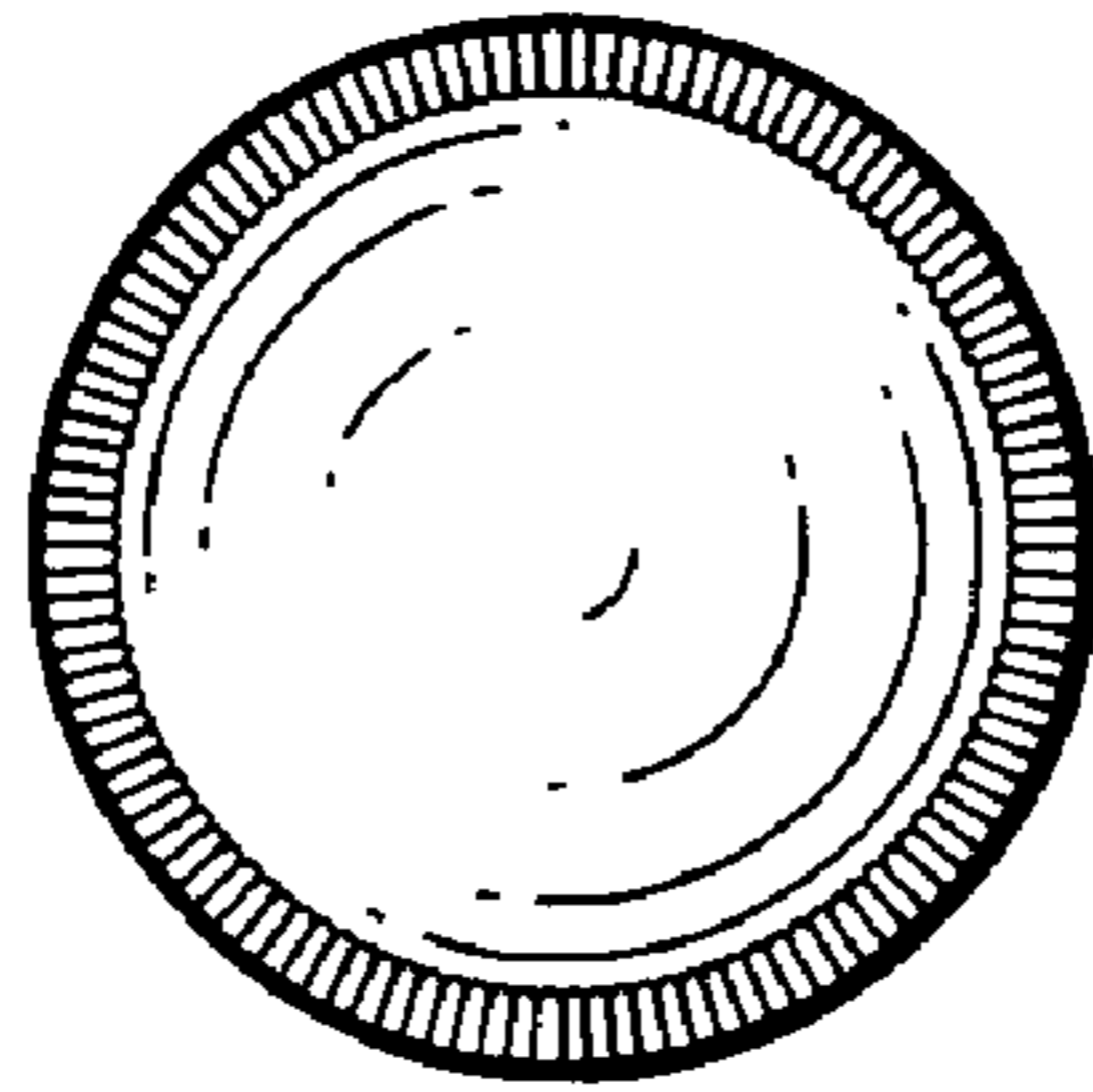


FIG. 15

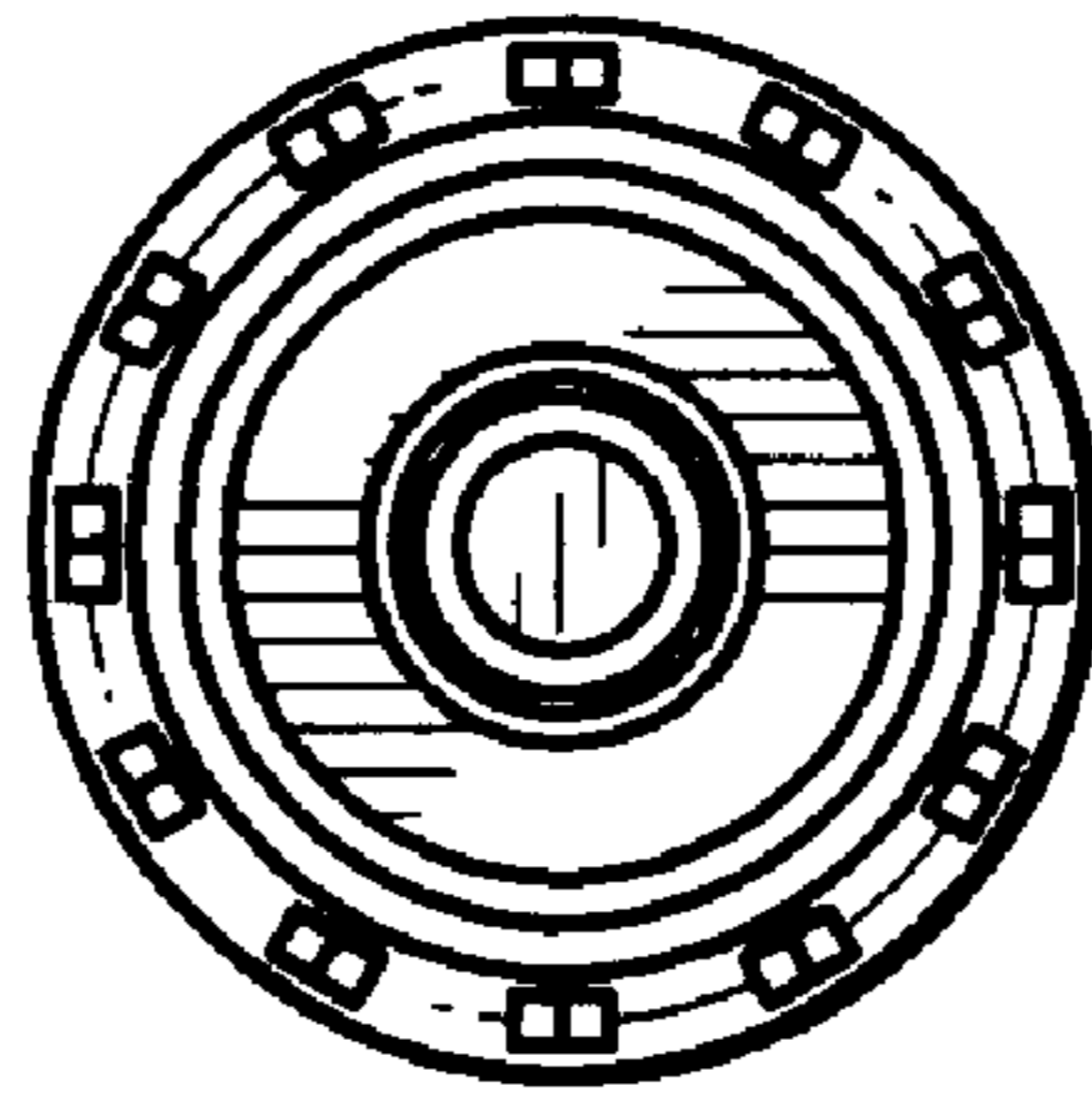


FIG. 16