



US00D536620S

(12) **United States Design Patent**
Byrd et al.

(10) **Patent No.:** **US D536,620 S**

(45) **Date of Patent:** **** Feb. 13, 2007**

(54) **ANGEL-SHAPED PACKAGING**

(76) Inventors: **Martina R. Byrd**, 14904 Grossy Knoll Ct., Woodbridge, VA (US) 22193;
Lorraine Yvette Stuckey, 15058 Ardmore Loop, Dale City, VA (US) 22193

(**) **Term:** **14 Years**

(21) **Appl. No.:** **29/238,361**

(22) **Filed:** **Sep. 13, 2005**

(51) **LOC (8) Cl.** **09-01**

(52) **U.S. Cl.** **D9/622; D11/128; D11/142**

(58) **Field of Classification Search** D9/600,
D9/614-622, 414, 433; D11/124, 128, 142,
D11/162; D21/626; 206/457, 459.5, 822-823;
220/890; 229/116.1-116; D3/270-271.3;
428/7, 542.2

See application file for complete search history.

(56) **References Cited**

U.S. PATENT DOCUMENTS

- D189,194 S * 11/1960 Spagnolo D11/142
- D235,782 S * 7/1975 Martin D11/124
- D368,051 S * 3/1996 Snoddy D11/128

- D368,438 S * 4/1996 Hsiao Chan D11/124
- D384,303 S * 9/1997 Vige D11/128
- D393,231 S * 4/1998 Bueza D11/128
- D407,041 S * 3/1999 Bloemer Gerth D11/128

* cited by examiner

Primary Examiner—Sandra L. Morris

(74) *Attorney, Agent, or Firm*—Bruce E. Weir

(57) **CLAIM**

The ornamental design for angel-shaped packaging, as shown and described.

DESCRIPTION

FIG. 1 is a front perspective view of angel-shaped packaging showing our new design;
FIG. 2 is a front elevational view thereof;
FIG. 3 is a rear elevational view thereof;
FIG. 4 is a left side elevational view thereof;
FIG. 5 is a right side elevational view thereof;
FIG. 6 is a top plan view thereof;
FIG. 7 is a bottom plan view thereof; and,
FIG. 8 is a top plan view of the angel-shaped packaging shown fully opened and flattened, with the ribbon omitted for clarity.

1 Claim, 5 Drawing Sheets




FIG. 1




FIG. 2




FIG. 3

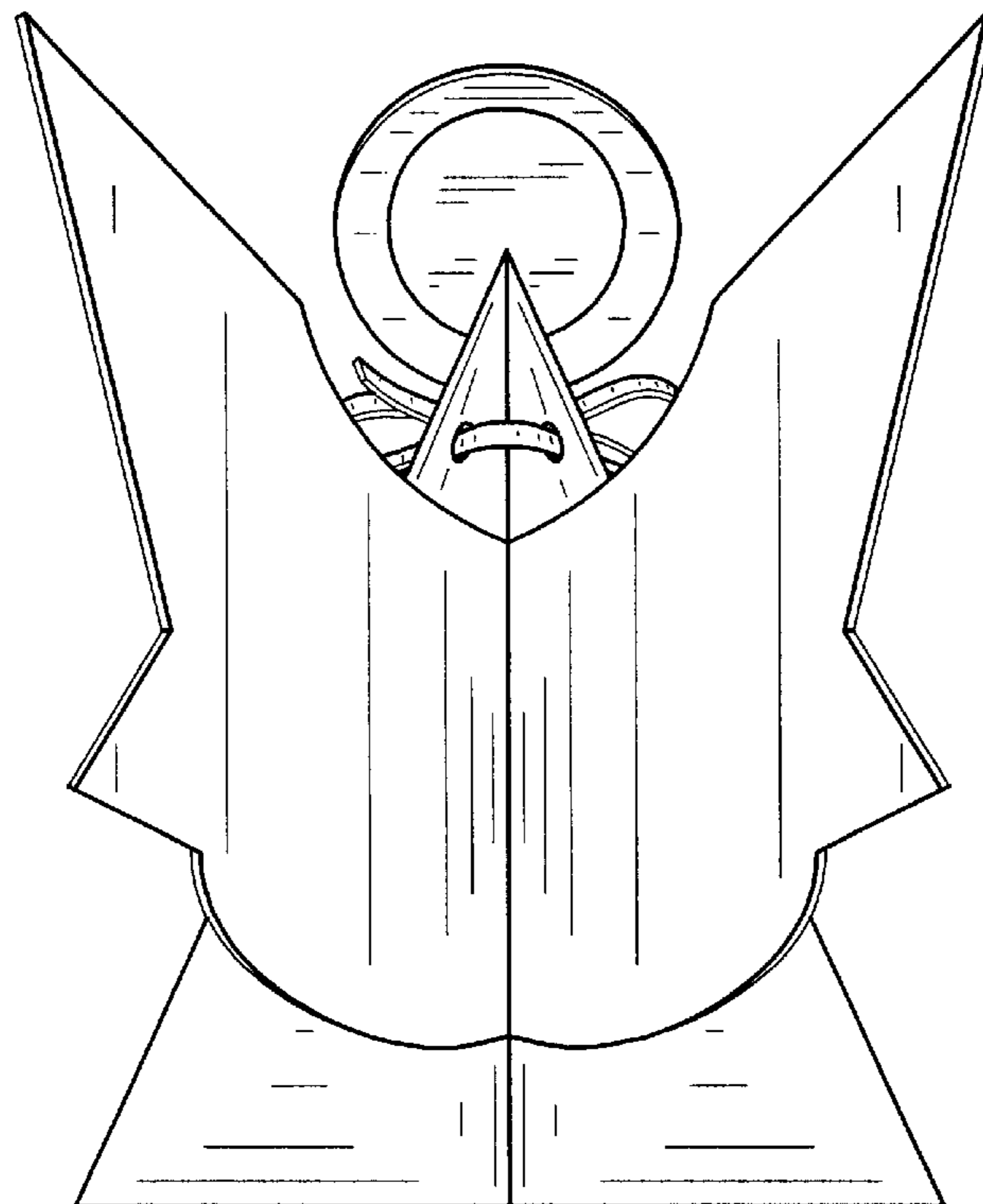


FIG. 4




FIG. 5




FIG. 6

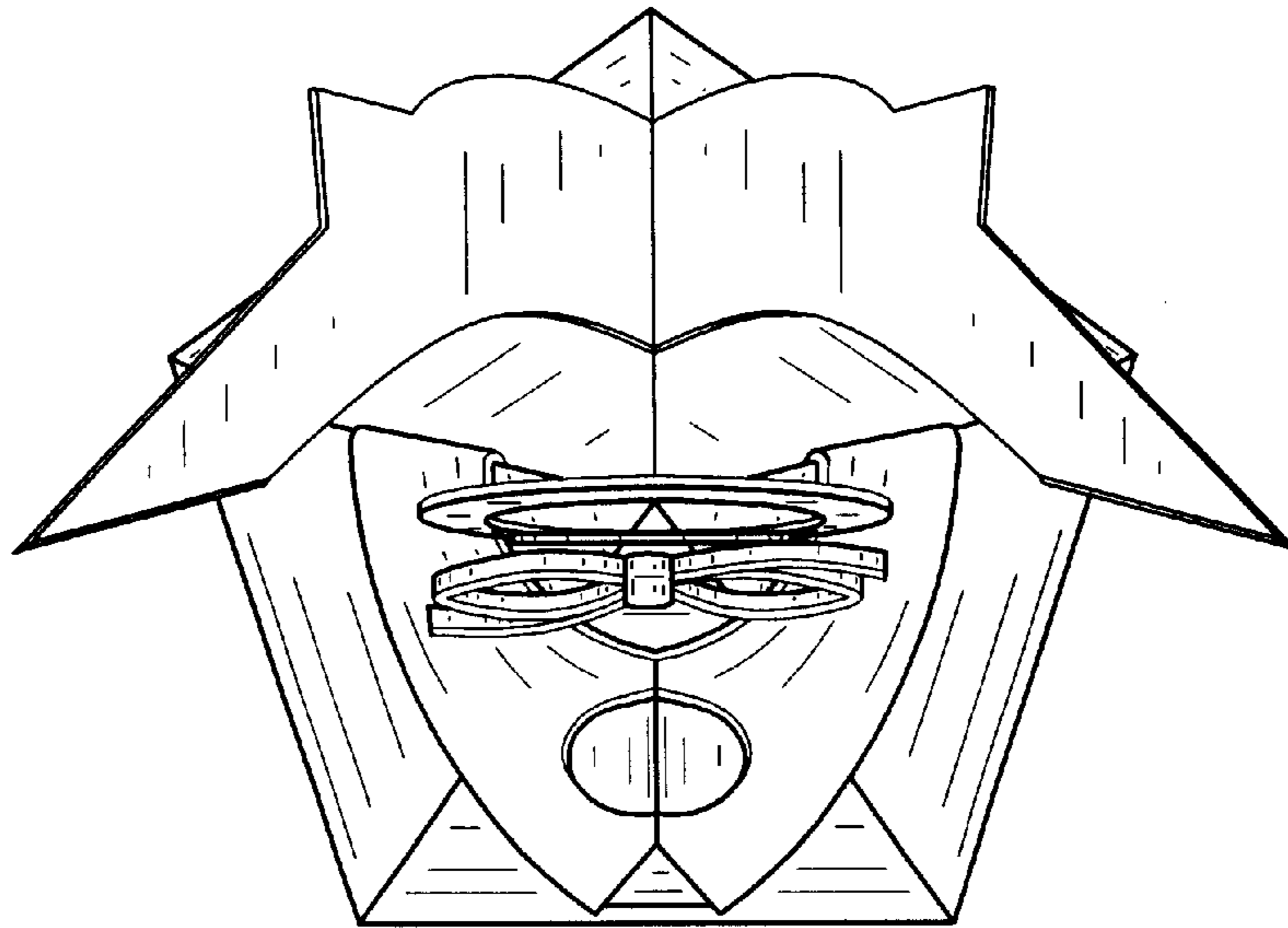


FIG. 7

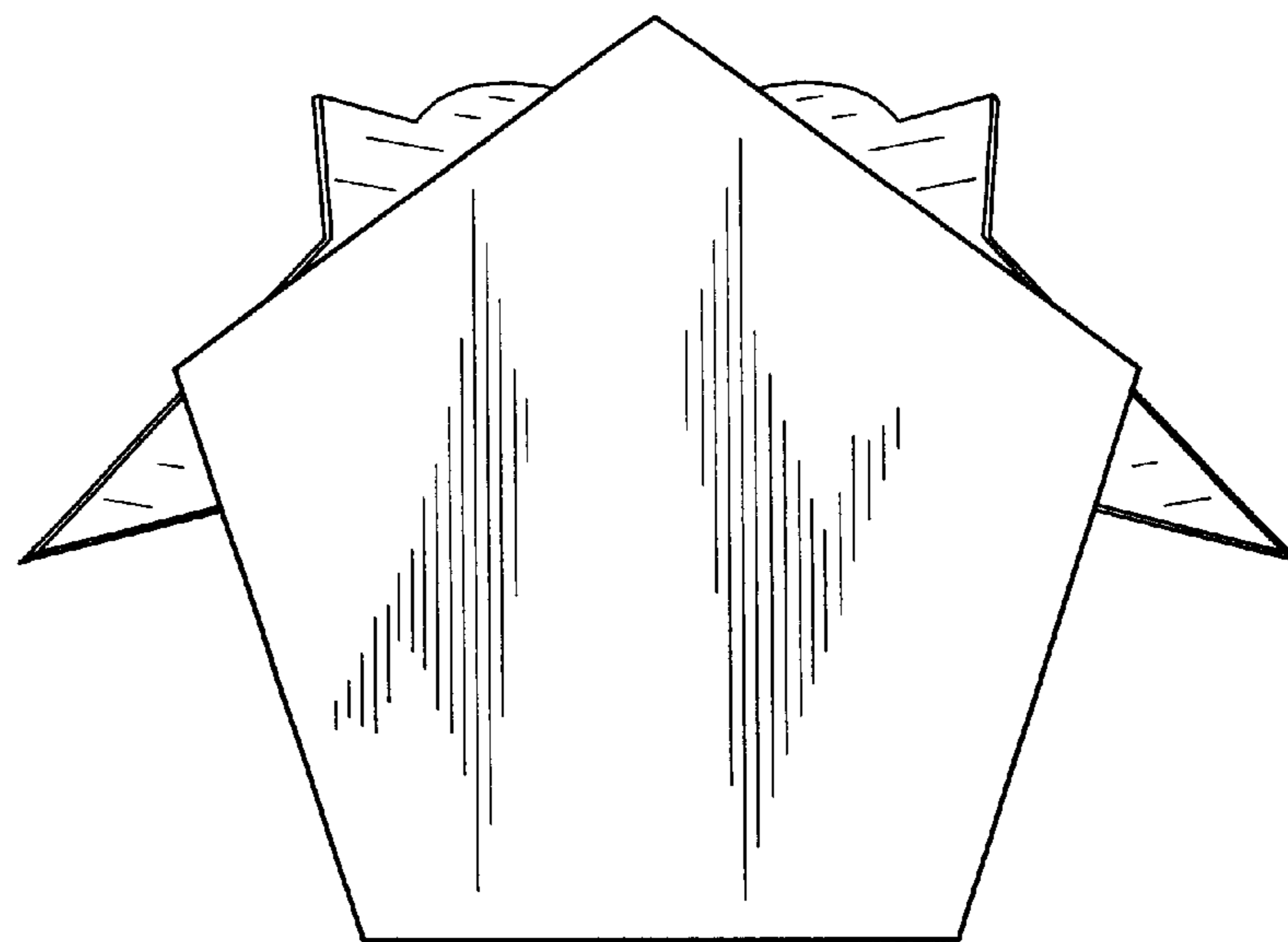


FIG. 8

