



US00D536609S

(12) **United States Design Patent** (10) **Patent No.:** **US D536,609 S**
Moskovich et al. (45) **Date of Patent:** **** Feb. 13, 2007**

(54) **PACKAGE** 6,059,106 A * 5/2000 Baker et al. 206/361
6,196,388 B1 3/2001 Kaposvari
(75) Inventors: **Robert Moskovich**, East Brunswick, NJ D448,283 S 9/2001 Chapman
(US); **Alan Sorrentino**, Cranbury, NJ 6,427,832 B1 8/2002 Ali et al.
(US) D467,172 S 12/2002 Thompson et al.
(73) Assignee: **Colgate-Palmolive Company**, New D471,443 S 3/2003 Chiang
York, NY (US) D480,638 S 10/2003 Lee
D480,964 S 10/2003 Lee
(**) Term: **14 Years** D493,714 S 8/2004 Whitney
D496,267 S 9/2004 Tommassetti

* cited by examiner

(21) Appl. No.: **29/224,920**
(22) Filed: **Mar. 8, 2005**

Primary Examiner—Prabhakar Deshmukh
Assistant Examiner—Derrick Holland
(74) *Attorney, Agent, or Firm*—Ellen K. Park

Related U.S. Application Data

(63) Continuation-in-part of application No. 29/209,688, filed on Jul. 20, 2004, now Pat. No. Des. 507,175.

(51) **LOC (8) Cl.** **09-03**
(52) **U.S. Cl.** **D9/415; D9/418**
(58) **Field of Classification Search** D9/415,
D9/414, 418, 419, 424, 425; D3/205; 206/361,
206/461–471, 495, 806
See application file for complete search history.

(57) **CLAIM**

The ornamental design for a package, as shown and described.

DESCRIPTION

FIG. 1 is a front elevation view of a package of our new design;
FIG. 2 is a right side elevation view thereof, the left side elevation view being identical;
FIG. 3 is a rear elevation view thereof;
FIG. 4 is a top view thereof;
FIG. 5 is a bottom view thereof;
FIG. 6 is a right, frontal perspective view thereof; and,
FIG. 7 is a left, rear perspective view thereof.
The broken lines shown in the drawings are for illustrative purposes only and form no part of the claimed design.

(56) **References Cited**

U.S. PATENT DOCUMENTS

D210,931 S * 5/1968 Armentrout et al. D9/415
3,927,762 A 12/1975 Zdarsky et al.
5,082,112 A 1/1992 Dunklee
D352,236 S * 11/1994 Althaus D9/415
D418,053 S * 12/1999 Kornick et al. D9/415
D425,414 S * 5/2000 Baker et al. D9/415

1 Claim, 3 Drawing Sheets

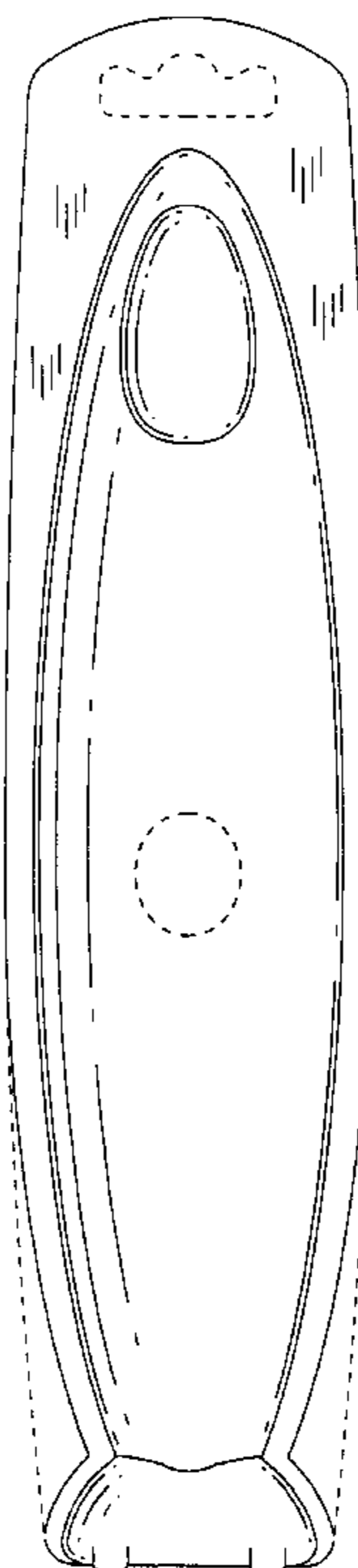


FIG. 1

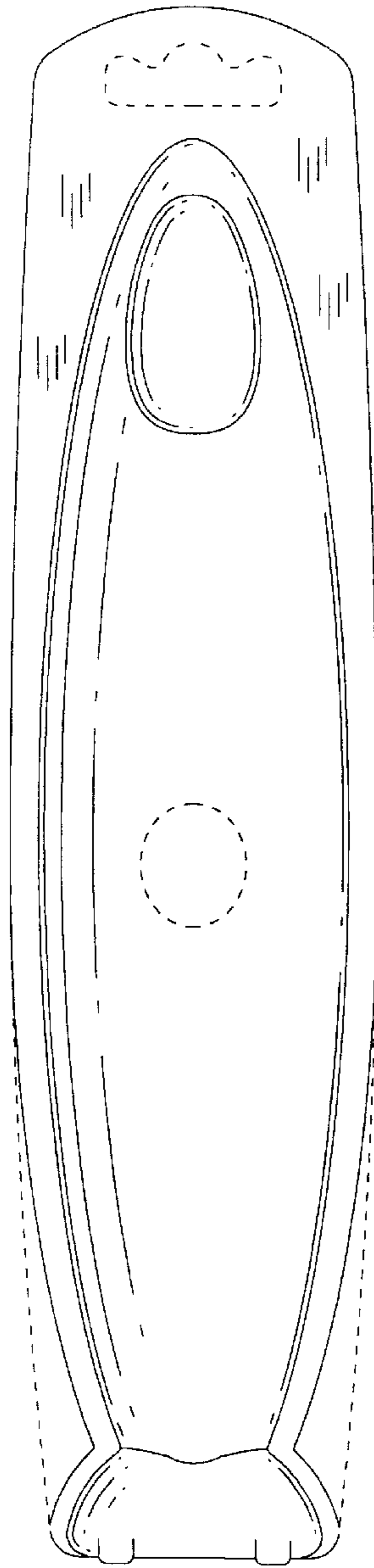


FIG. 2

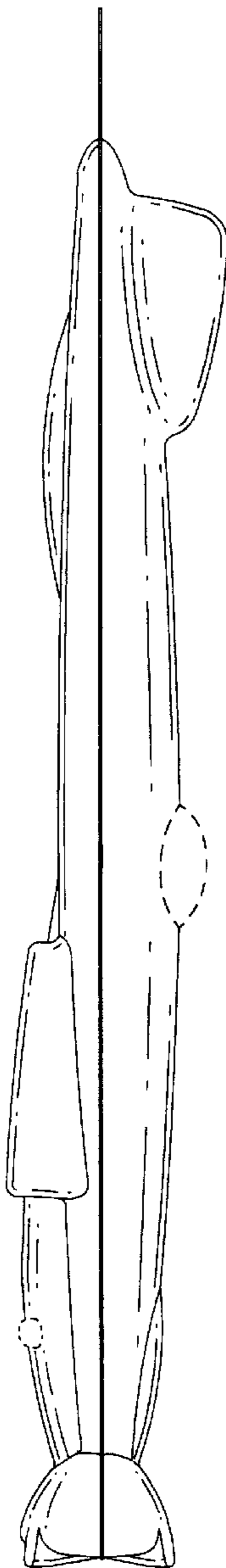


FIG. 3

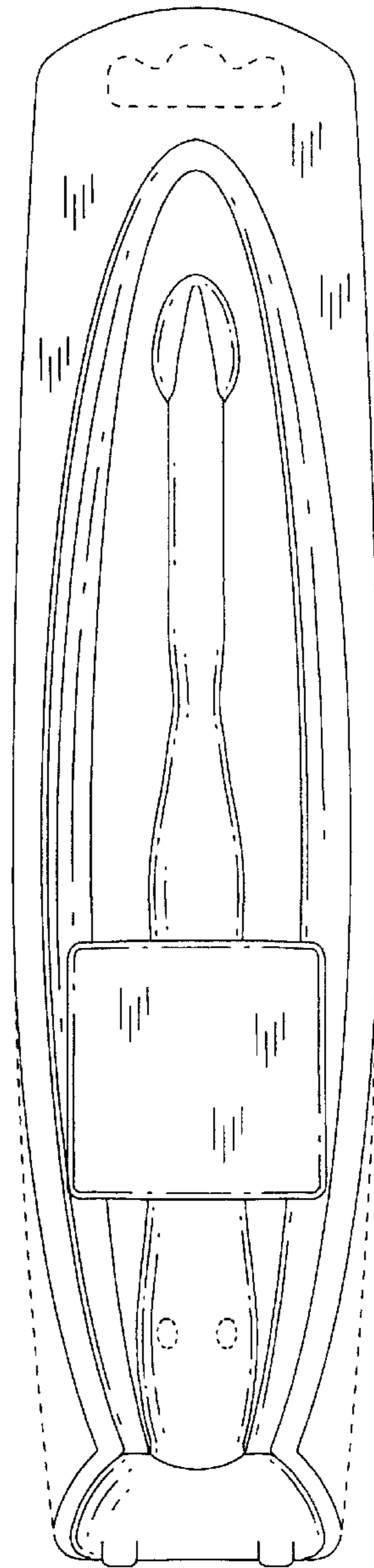


FIG. 4

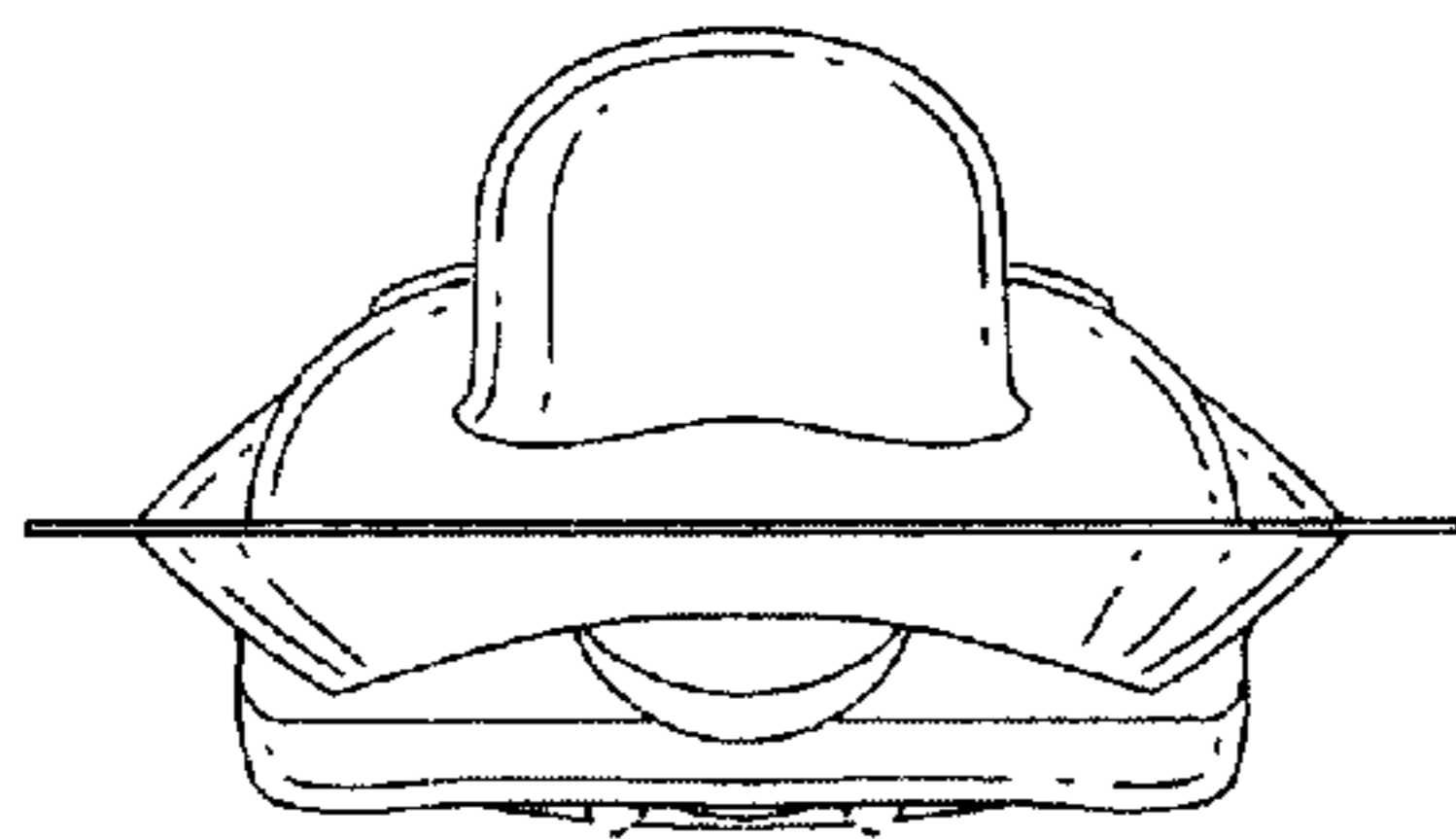
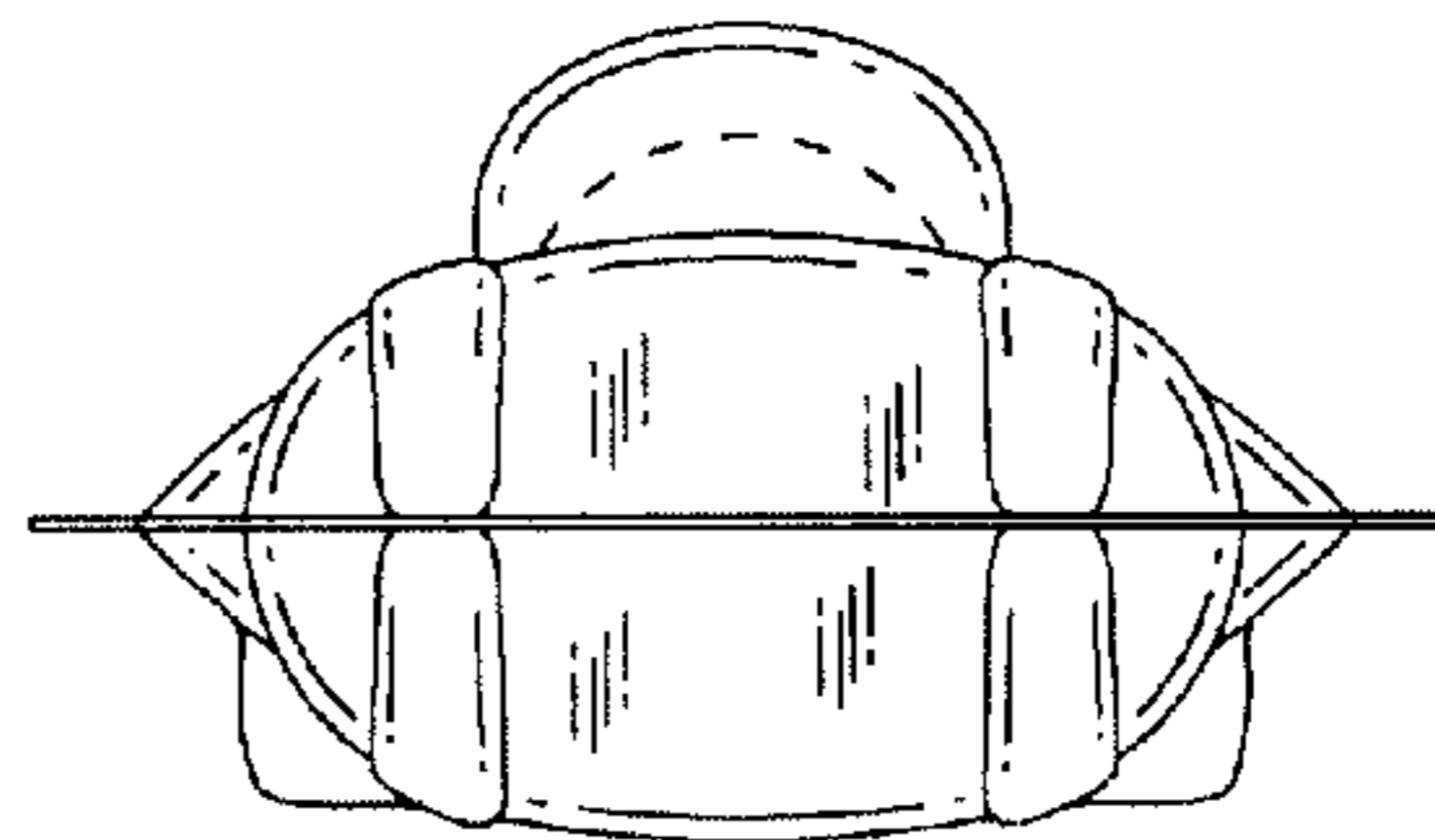


FIG. 5



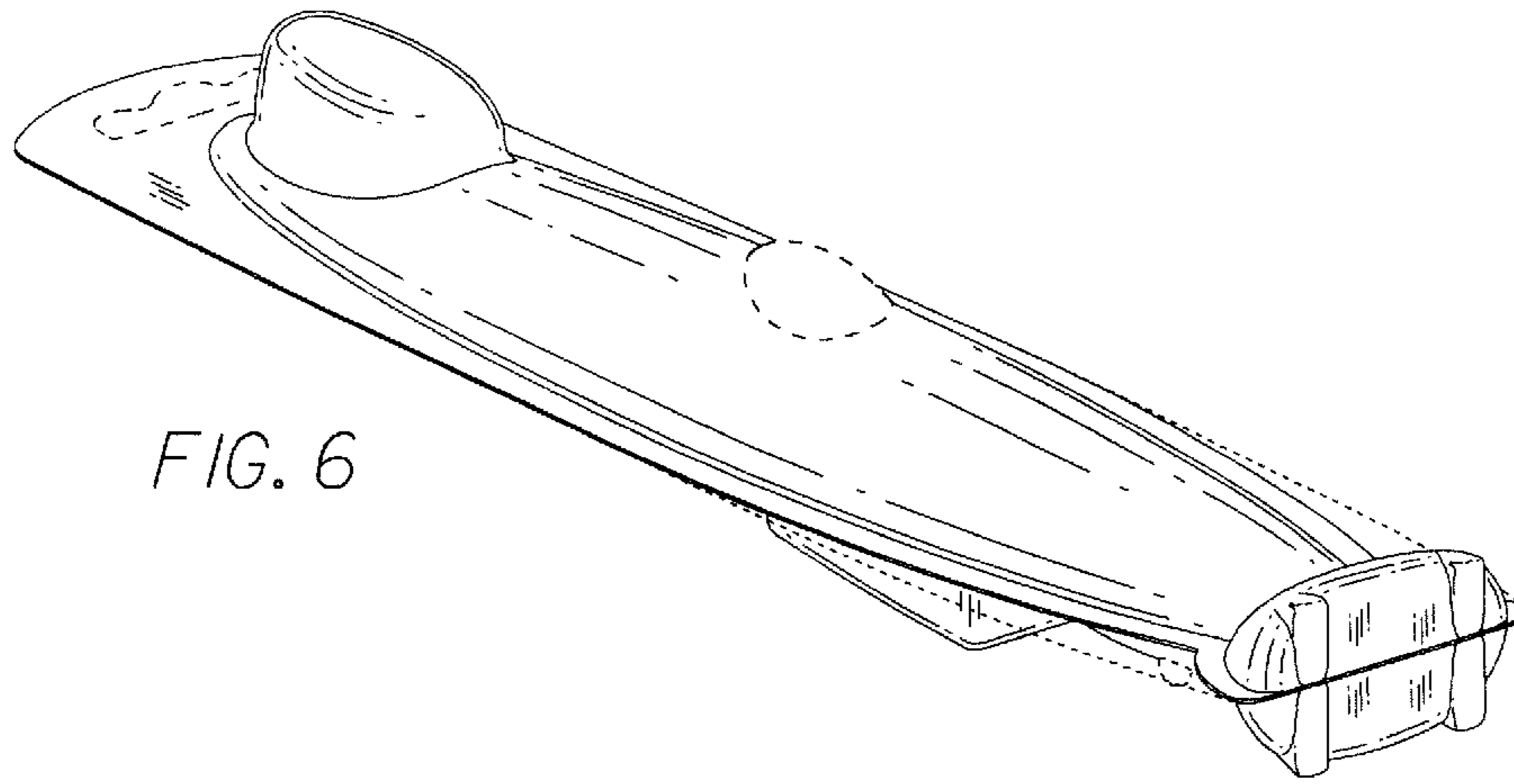


FIG. 6

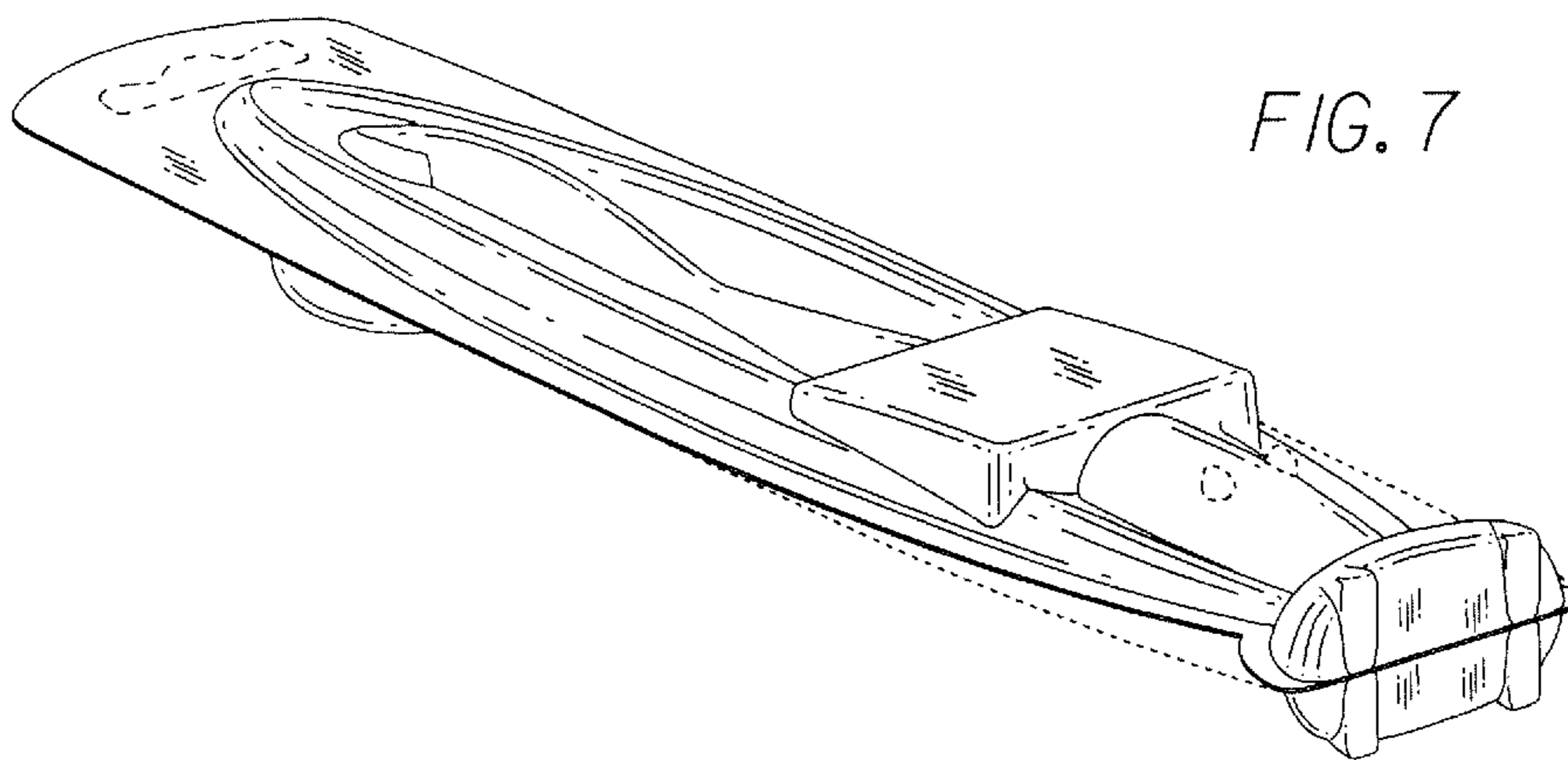


FIG. 7