



US00D536605S

(12) **United States Design Patent** (10) **Patent No.:** **US D536,605 S**
Roychowdhury (45) **Date of Patent:** **** Feb. 13, 2007**

- (54) **CLIP**
- (76) Inventor: **Ranobir Roychowdhury**, 30 Vanessa Ct., Cherry Hill, NJ (US) 08003
- (**) Term: **14 Years**
- (21) Appl. No.: **29/223,847**
- (22) Filed: **Feb. 18, 2005**
- (51) **LOC (8) Cl.** **08-08**
- (52) **U.S. Cl.** **D8/395**
- (58) **Field of Classification Search** D8/356, D8/371, 394-396, 499, 53, 100, 365; D12/51; D19/65, 90; D28/39, 40, 42; 24/546, 563, 24/910, 327, 334, DIG. 8, DIG. 9, DIG. 13, 24/DIG. 28; 248/74.2, 300, 301, 316.7, 229.26
 See application file for complete search history.

(56) **References Cited**

U.S. PATENT DOCUMENTS

499,924 A *	6/1893	Keep	24/510
919,718 A *	4/1909	Hanchett	232/38
D70,733 S *	8/1926	Dlouhy	D8/365
D70,734 S *	8/1926	Dlouhy	D8/365
D179,240 S *	11/1956	Boker	D19/65

D322,388 S	12/1991	Hoskinson et al.
D327,641 S	7/1992	Hoskinson et al.
D393,797 S	4/1998	Kostigian
D478,628 S	8/2003	Sheldon et al.
2002/0179801 A1	12/2002	Kim

* cited by examiner

Primary Examiner—Louis S. Zarfes

Assistant Examiner—John Windmuller

(74) *Attorney, Agent, or Firm*—Caesar, Rivise, Bernstein, Cohen & Pokotilow, Ltd.

(57) **CLAIM**

The ornamental design for a clip, as shown and described.

DESCRIPTION

FIG. 1 is a front elevational view of a clip according to my new design;
 FIG. 2 is a rear elevational view thereof;
 FIG. 3 is a left side elevational view thereof, the right side elevational view being a mirror image;
 FIG. 4 is a top view thereof; and,
 FIG. 5 is a bottom view thereof.
 The broken lines shown in FIGS. 1-5 are for illustrative purposes only and form no part of the claimed design.

1 Claim, 1 Drawing Sheet

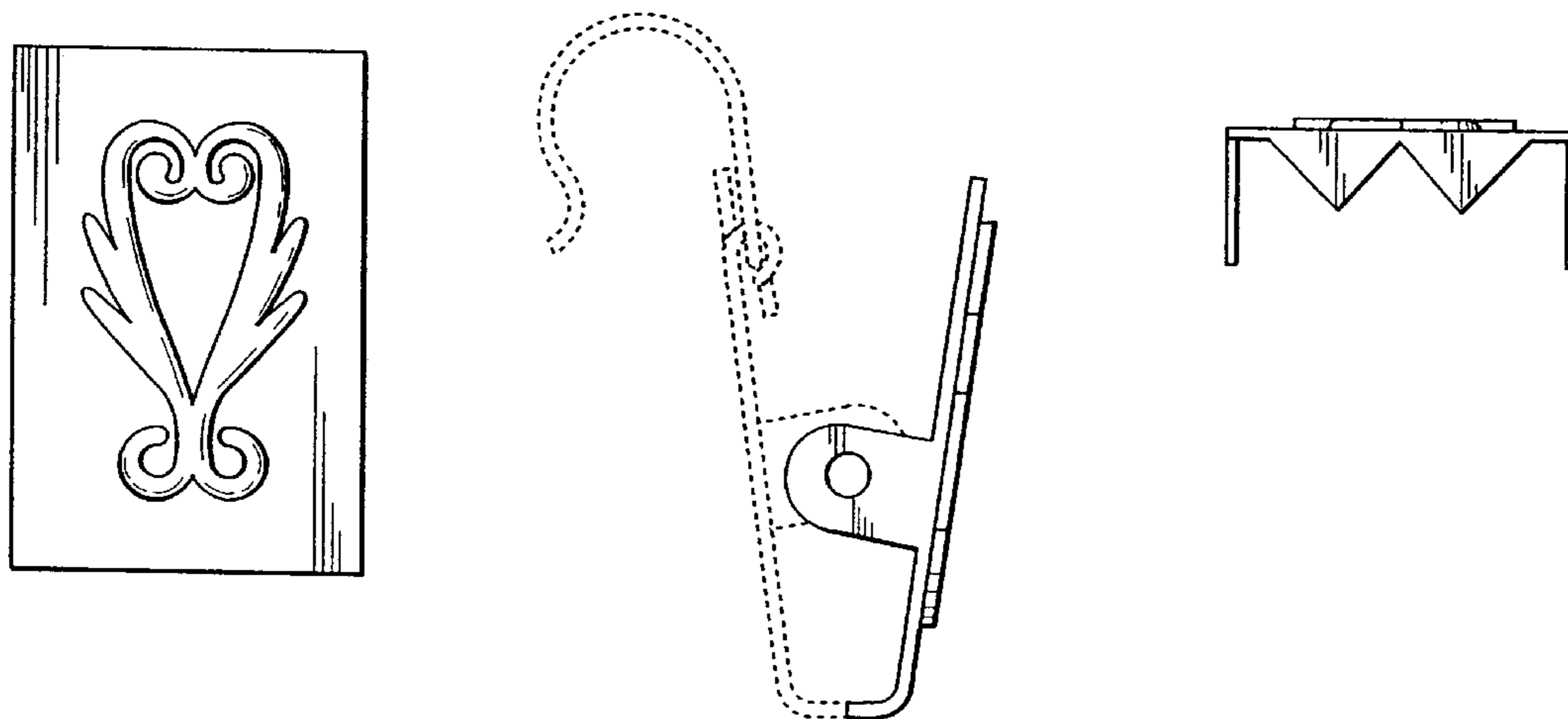


FIG.1




FIG.2

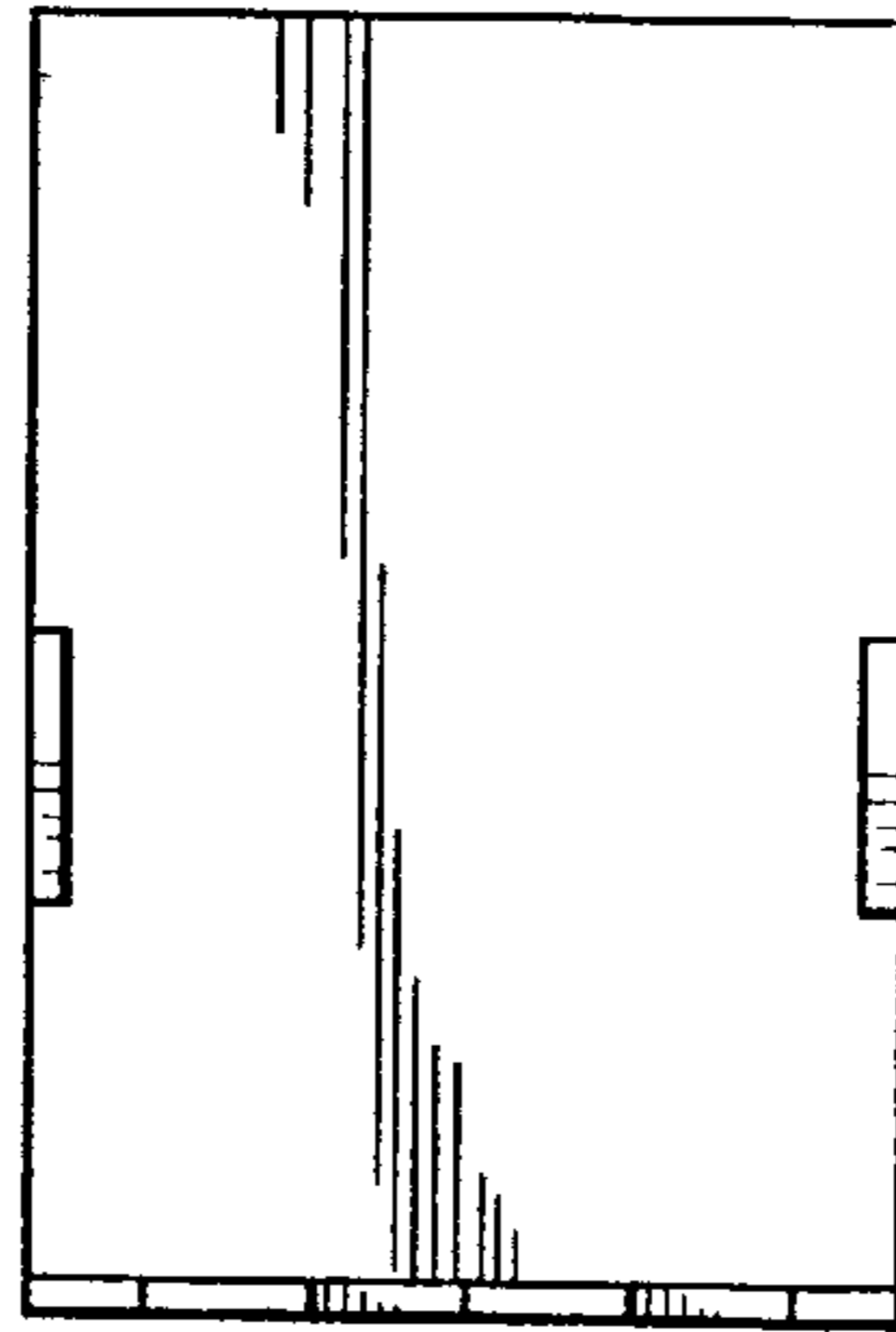


FIG.3

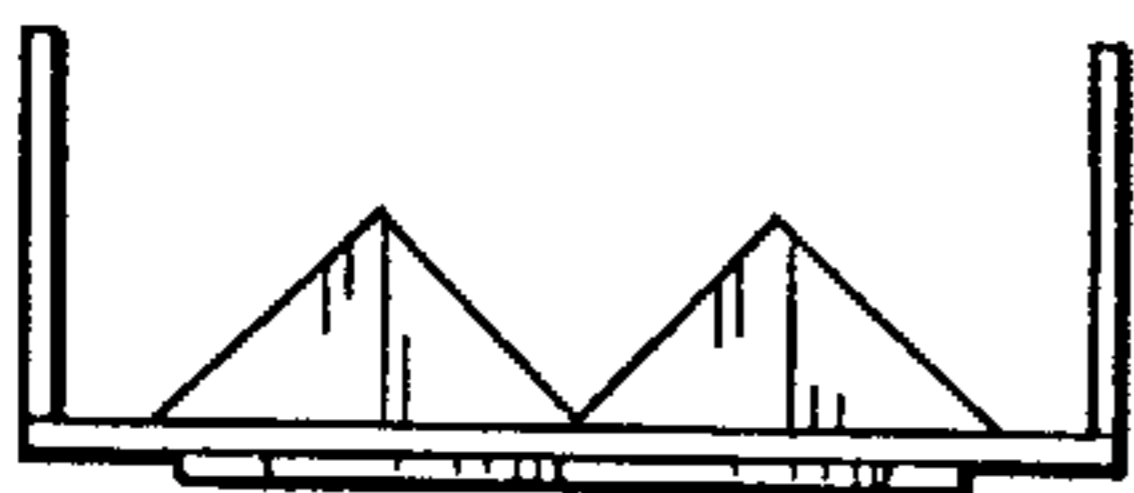
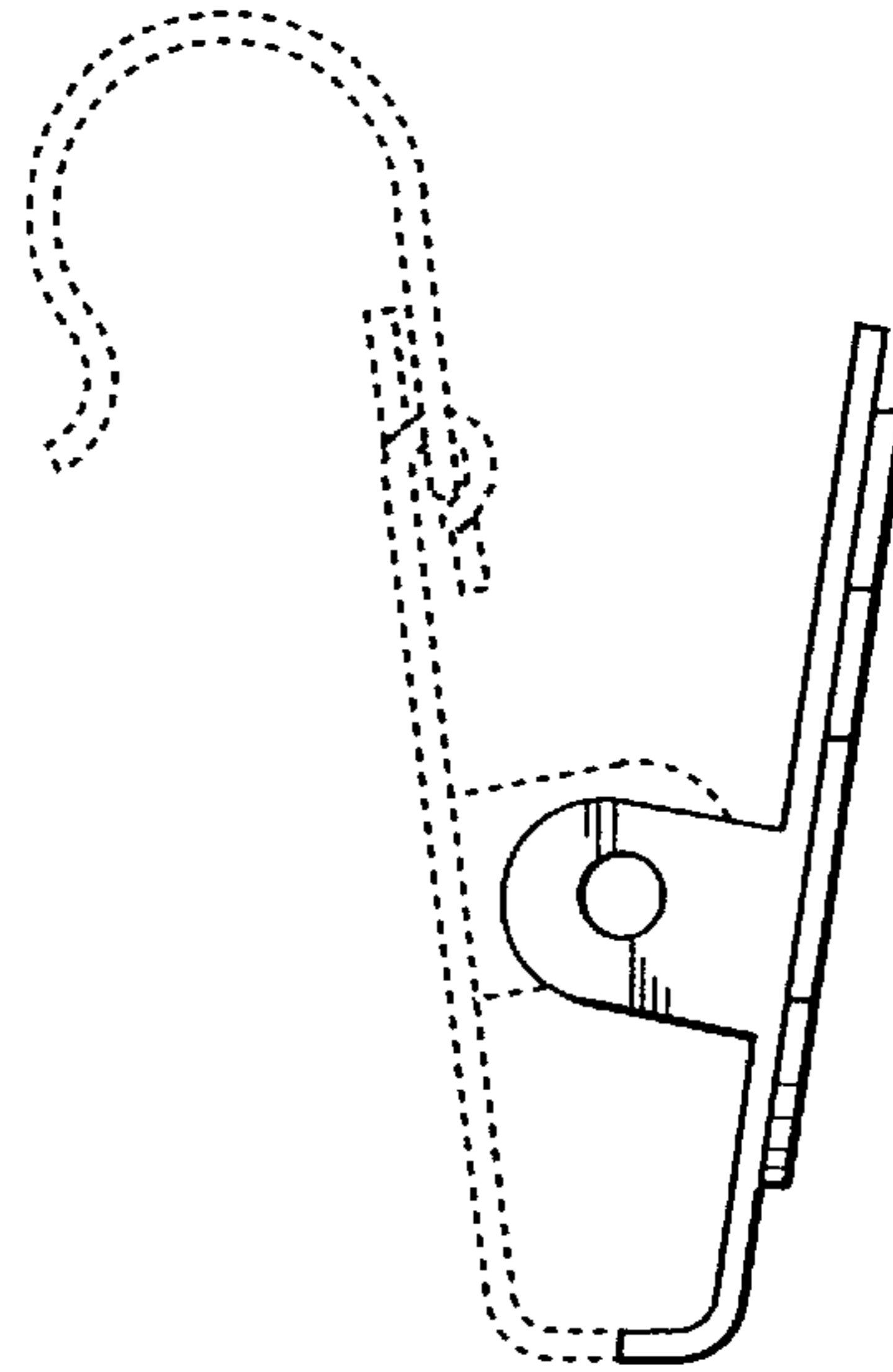


FIG.4

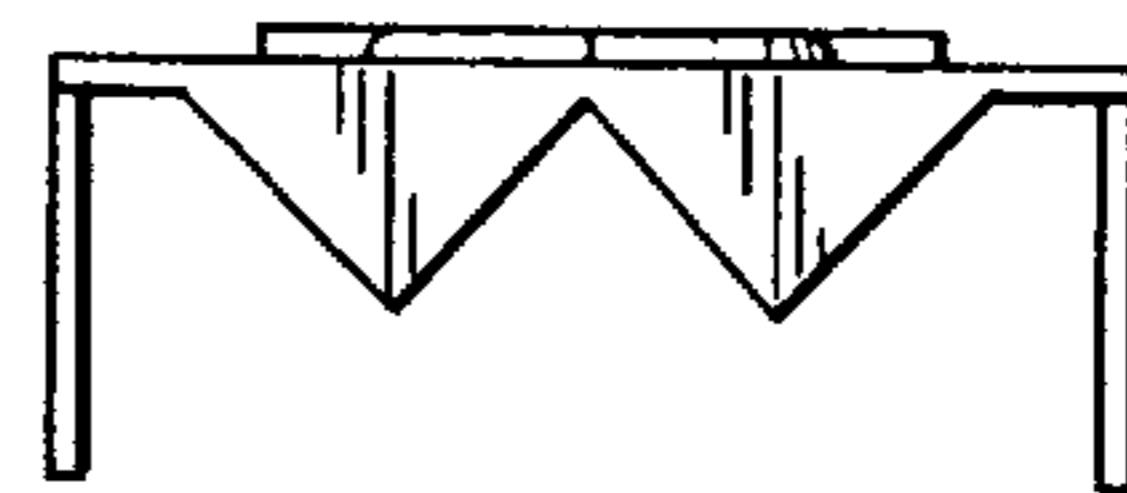


FIG.5