



US00D536595S

(12) **United States Design Patent**  
**Sakamoto et al.**

(10) **Patent No.:** **US D536,595 S**  
(45) **Date of Patent:** **\*\* Feb. 13, 2007**

(54) **DOOR HANDLE FOR AUTOMOBILE**

(75) Inventors: **Keisuke Sakamoto**, Aichi-ken (JP);  
**Akira Yagihashi**, Aichi-ken (JP)

(73) Assignee: **Toyota Jidosha Kabushiki Kaisha**,  
Aichi-ken (JP)

(\*\*) Term: **14 Years**

(21) Appl. No.: **29/224,202**

(22) Filed: **Feb. 25, 2005**

(51) **LOC (8) Cl.** ..... **08-06**

(52) **U.S. Cl.** ..... **D8/302**

(58) **Field of Classification Search** ..... D8/300,  
D8/302, 308, 331, 338, 341; 16/412; 70/224;  
292/336.3, 346, 347, 348, DIG. 53, DIG. 37  
See application file for complete search history.

(56) **References Cited**

U.S. PATENT DOCUMENTS

3,507,132	A	*	4/1970	Schwenk	.....	70/224
4,883,296	A	*	11/1989	Laurie	.....	292/336.3
5,740,587	A	*	4/1998	Onai et al.	.....	16/412
6,543,090	B2	*	4/2003	Muneta	.....	16/412
6,612,630	B1	*	9/2003	Meinke	.....	292/348
6,719,336	B2	*	4/2004	Sato	.....	292/336.3
6,871,887	B2	*	3/2005	Jooss et al.	.....	292/336.3
6,880,870	B2	*	4/2005	Costigan	.....	292/336.3
6,964,439	B2	*	11/2005	Nomura et al.	.....	292/336.3

OTHER PUBLICATIONS

Automotive Guidebook, LEGEND Exclusive, Oct. 22, 2003, p. 90, Mfg. Honda Motor Co., Ltd.  
Brochure of CELSIOR, CELSIOR, Jul. 2004, Mfg. Toyota Jidosha Kabushiki Kaisha.  
Imported Cars Guide Booki, BMW 3 Series, Oct. 22, 2003, p. 60, Mfg. BMW.

\* cited by examiner

*Primary Examiner*—Paula A. Greene

(74) *Attorney, Agent, or Firm*—Finnegan, Henderson, Farabow, Garrett & Dunner, L.L.P.

(57) **CLAIM**

The ornamental design for a door handle for automobile, as shown and described.

**DESCRIPTION**

FIG. 1 is a right-front, perspective view of a first embodiment of our door handle for automobile design;

FIG. 2 is a front view of the first embodiment of our new design;

FIG. 3 is a rear view of the first embodiment of our new design;

FIG. 4 is a top view of the first embodiment of our new design;

FIG. 5 is a bottom view of the first embodiment of our new design;

FIG. 6 is a left-end view of the first embodiment of our new design;

FIG. 7 is a right-end view of the first embodiment of our new design;

FIG. 8 is a right-front, perspective view of a second embodiment of our door handle for automobile design;

FIG. 9 is a front view of the second embodiment of our new design;

FIG. 10 is a top view of the second embodiment of our new design;


FIG. 11 is a bottom view of the second embodiment of our new design;


FIG. 12 is a left-end view of the second embodiment of our new design; and,

FIG. 13 is a right-end view of the second embodiment of our new design.


Our design includes the mirror image of the embodiments depicted. In the second embodiment, the rear of the door handle is not seen during ordinary use and forms no part of the claimed design for that embodiment.

**1 Claim, 11 Drawing Sheets**

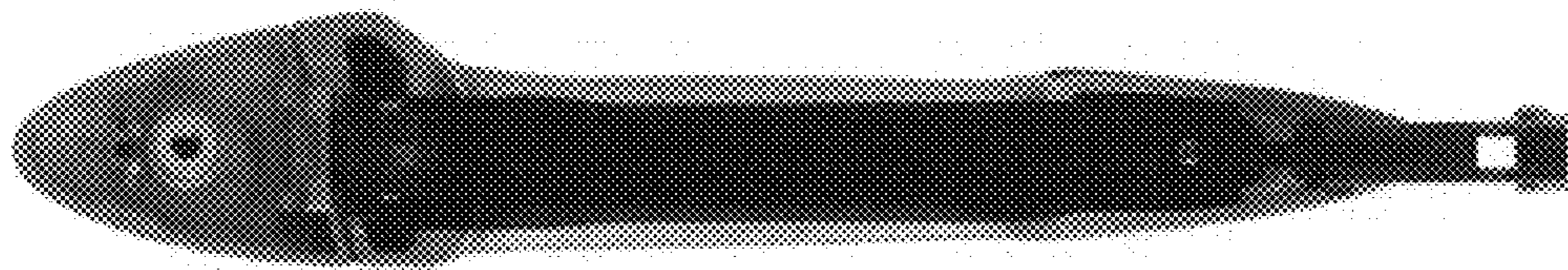




**FIG. 1**



**FIG. 2**




**FIG. 3**




**FIG. 4**



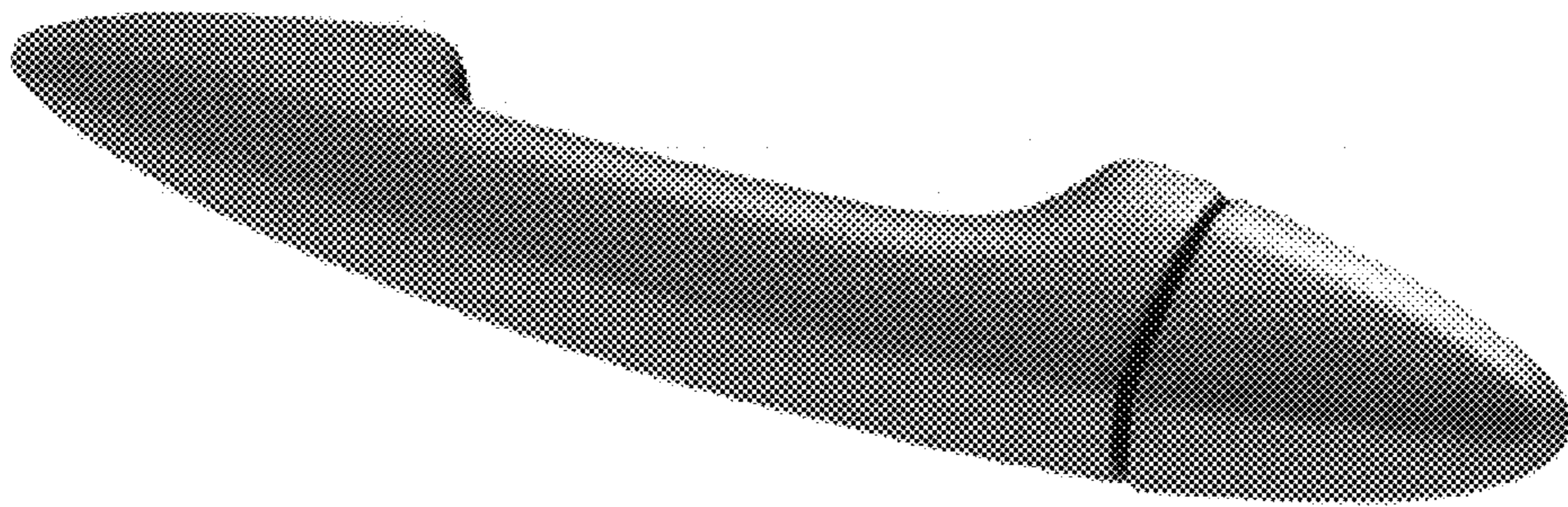
**FIG. 5**



**FIG. 6**




**FIG. 7**

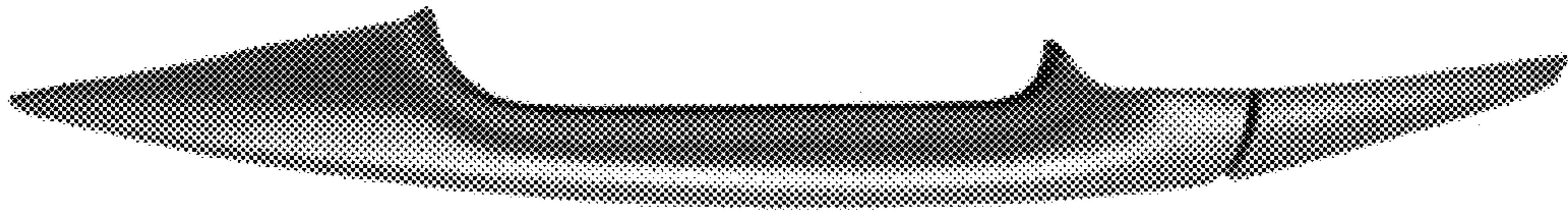


**FIG. 8**






**FIG. 9**



**FIG. 10**



**FIG. 11**



**FIG. 12**



**FIG. 13**