



US00D536594S

(12) **United States Design Patent**
Hsieh

(10) **Patent No.:** **US D536,594 S**

(45) **Date of Patent:** **** Feb. 13, 2007**

(54) **TOOL HANDLE**

(76) **Inventor:** **Chih-Ching Hsieh**, 235 Chung-Ho Box
8-24, Taipei (TW)

(**) **Term:** **14 Years**

(21) **Appl. No.:** **29/237,065**

(22) **Filed:** **Aug. 26, 2005**

(51) **LOC (8) Cl.** **08-06**

(52) **U.S. Cl.** **D8/107**

(58) **Field of Classification Search** D8/107,
D8/80, 14, 75, 13; D7/151; D21/679; D4/138,
D4/135; 16/11 R, DIG. 12, DIG. 18-19,
16/230, 431, 436, 429, 405; 145/29 R, 61 C,
145/61 R; 15/143.1, 144; 294/19.1, 26; 227/147
See application file for complete search history.

(56) **References Cited**

U.S. PATENT DOCUMENTS

D303,069 S	*	8/1989	Heberlie	D8/24
D434,292 S	*	11/2000	Hsieh	D8/28
D464,545 S	*	10/2002	Marty et al.	D8/21
D465,707 S	*	11/2002	Chen	D8/28

D481,613 S	*	11/2003	Macor	D8/107
D494,833 S	*	8/2004	Macor	D8/107
D498,402 S	*	11/2004	Hung	D8/81
D499,322 S	*	12/2004	Hung	D8/81
D499,619 S	*	12/2004	Hsien	D8/28

* cited by examiner

Primary Examiner—Alan P. Douglas

Assistant Examiner—Barbara Fox

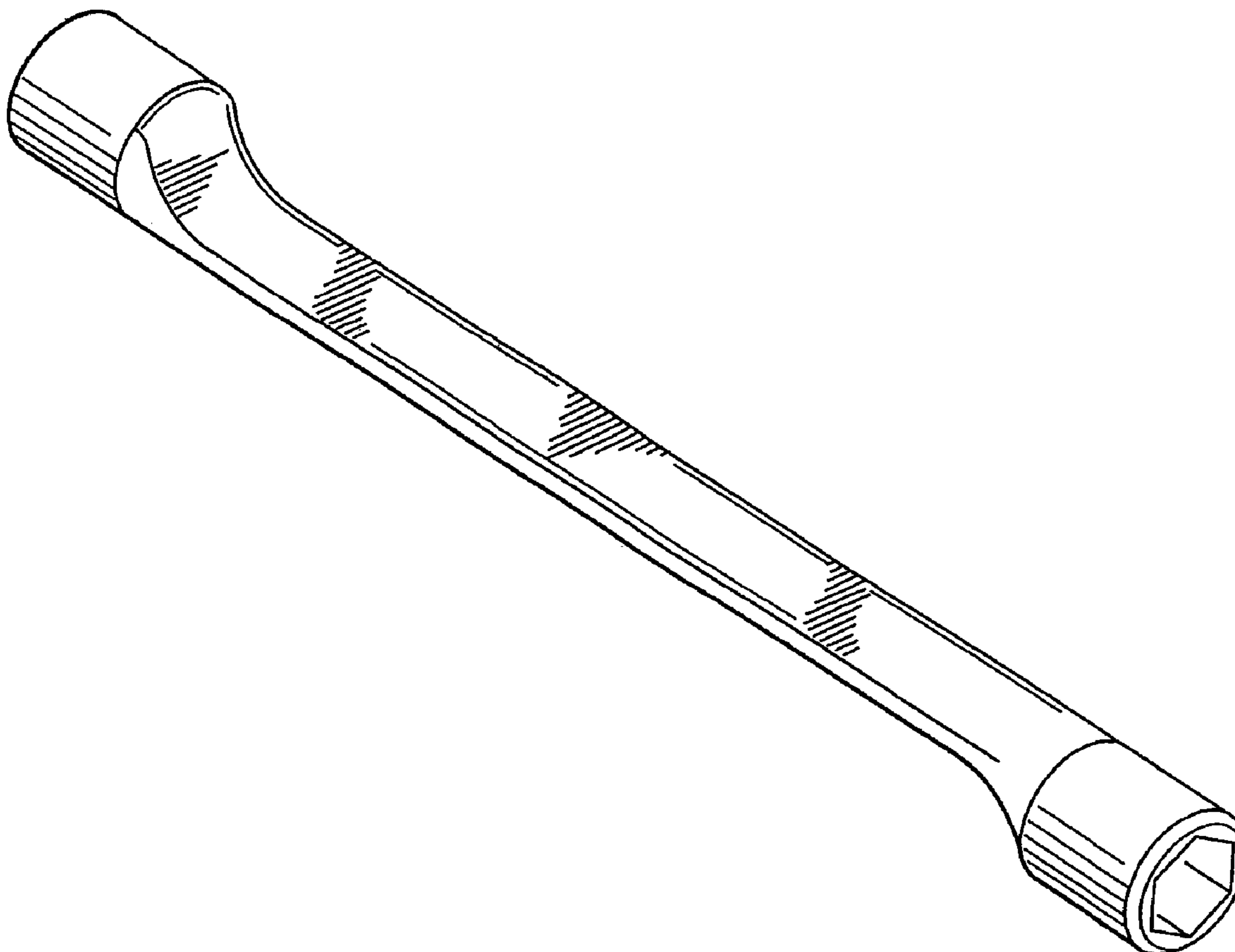
(57) **CLAIM**

The ornamental design for a tool handle, as shown and described.

DESCRIPTION

FIG. 1 is a perspective view of a tool handle showing my new design;
FIG. 2 is a front side view thereof;
FIG. 3 is a rear side view thereof;
FIG. 4 is a left elevation view thereof;
FIG. 5 is a right elevation view thereof;
FIG. 6 is a top plan view thereof; and,
FIG. 7 is a bottom plan view thereof.

1 Claim, 4 Drawing Sheets



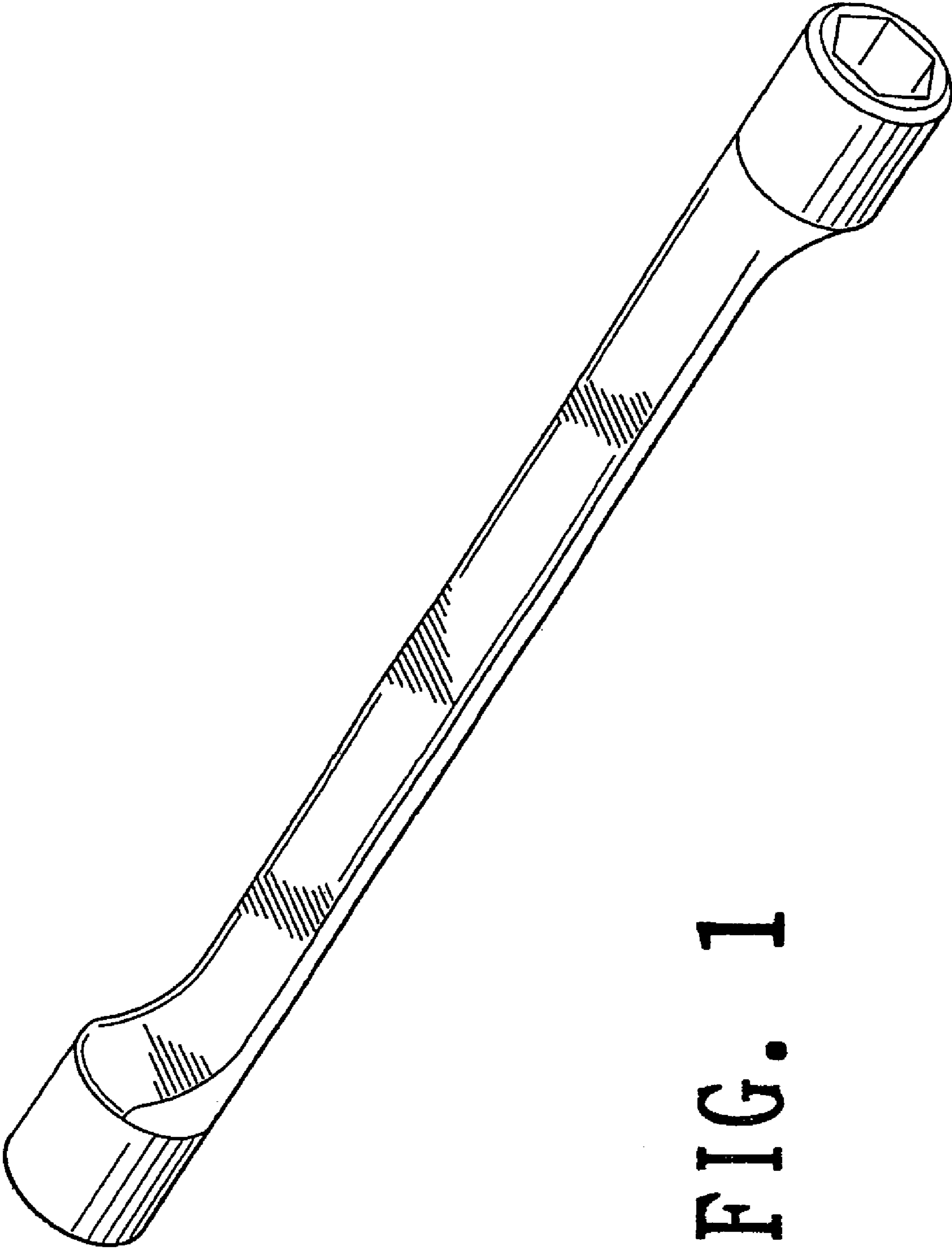


FIG. 1

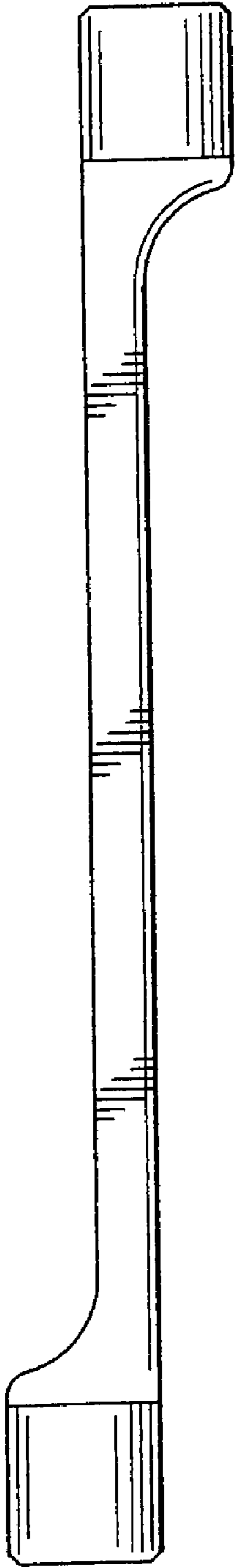


FIG. 2

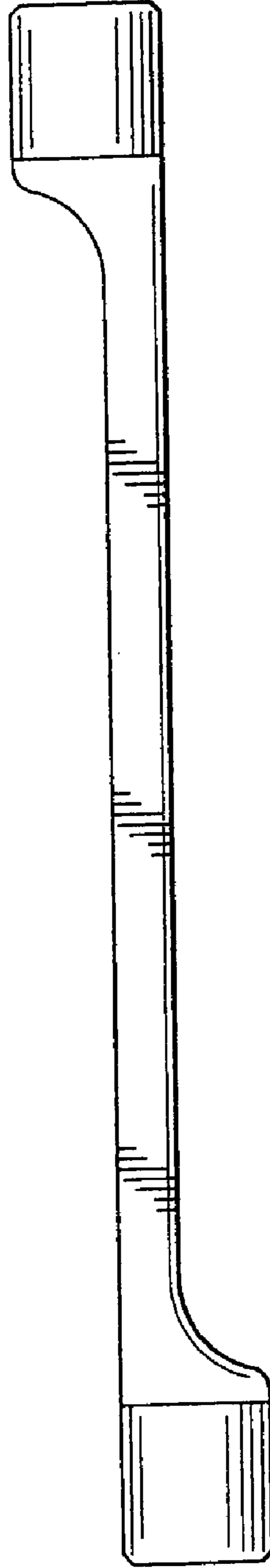


FIG. 3

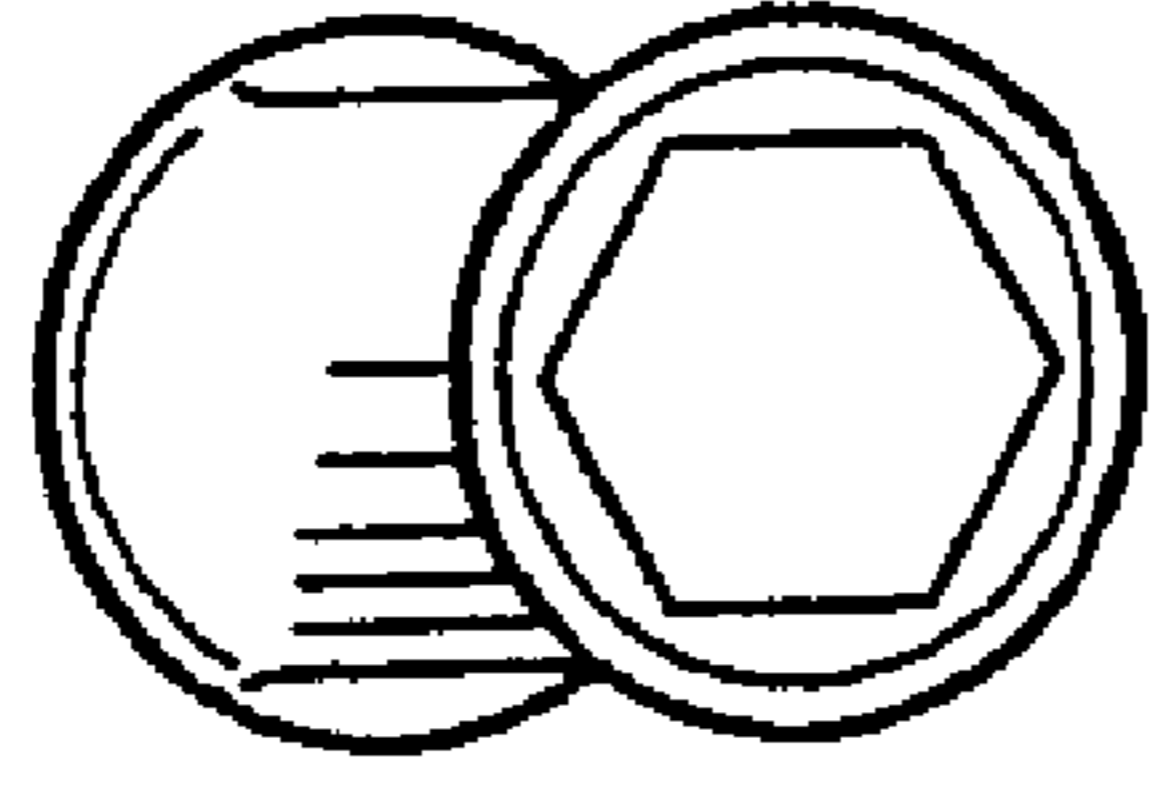


FIG. 4

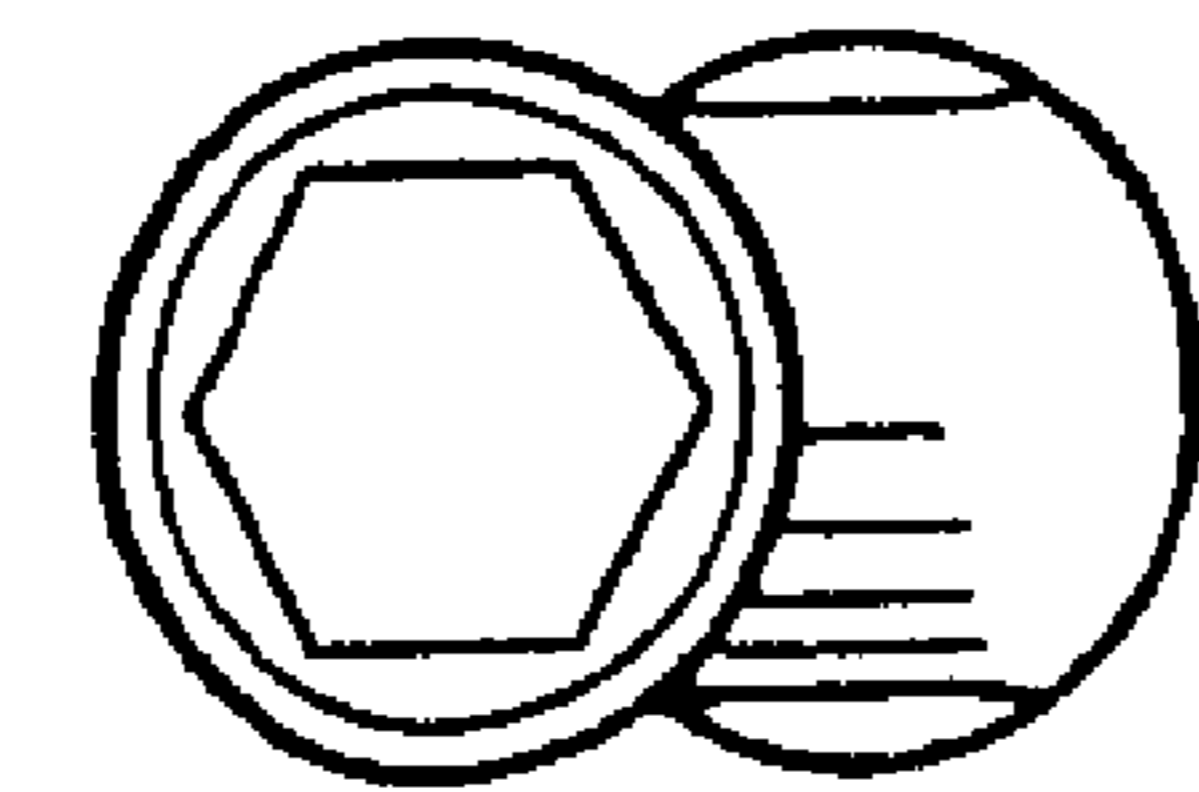


FIG. 5




FIG. 6




FIG. 7