



US00D536592S

(12) **United States Design Patent**
Chen

(10) **Patent No.:** **US D536,592 S**

(45) **Date of Patent:** **** Feb. 13, 2007**

(54) **HAMMERHEAD**

(76) Inventor: **Yung-Shou Chen**, 2F-1, No. 51, Sec. 3,
Chung Yang Rd., Chung Ho Tsuen,
Long-Ching Town, Taichung Hsien
(TW)

(**) Term: **14 Years**

(21) Appl. No.: **29/235,469**

(22) Filed: **Aug. 2, 2005**

(51) **LOC (8) Cl.** **08-02**

(52) **U.S. Cl.** **D8/78**

(58) **Field of Classification Search** D8/75,
D8/76, 77, 78, 79, 80, 81; 81/20, 21, 22,
81/23, 24

See application file for complete search history.

(56) **References Cited**

U.S. PATENT DOCUMENTS

3,320,985	A	*	5/1967	Maguire et al.	81/22
4,723,582	A	*	2/1988	Caspall	144/358
D322,021	S	*	12/1991	Hsu	D8/75
D325,863	S	*	5/1992	Chen	D8/75
D431,988	S	*	10/2000	Staton	D8/75
D452,126	S	*	12/2001	Hung	D8/75

D455,626	S	*	4/2002	Chen	D8/78
D460,337	S	*	7/2002	Shults et al.	D8/78
6,536,308	B1	*	3/2003	Thorne et al.	81/20
D505,609	S	*	5/2005	Hung	D8/79

* cited by examiner

Primary Examiner—Philip S. Hyder

(74) *Attorney, Agent, or Firm*—Pai Patent & Trademark Law Firm; Chao-Chang David Pai

(57) **CLAIM**

The ornamental design for a hammerhead, as shown and described.

DESCRIPTION

FIG. 1 is a perspective view of a hammerhead, showing my new design;

FIG. 2 is a front elevational view thereof;

FIG. 3 is a rear elevational view thereof;

FIG. 4 is a left side elevational view thereof;

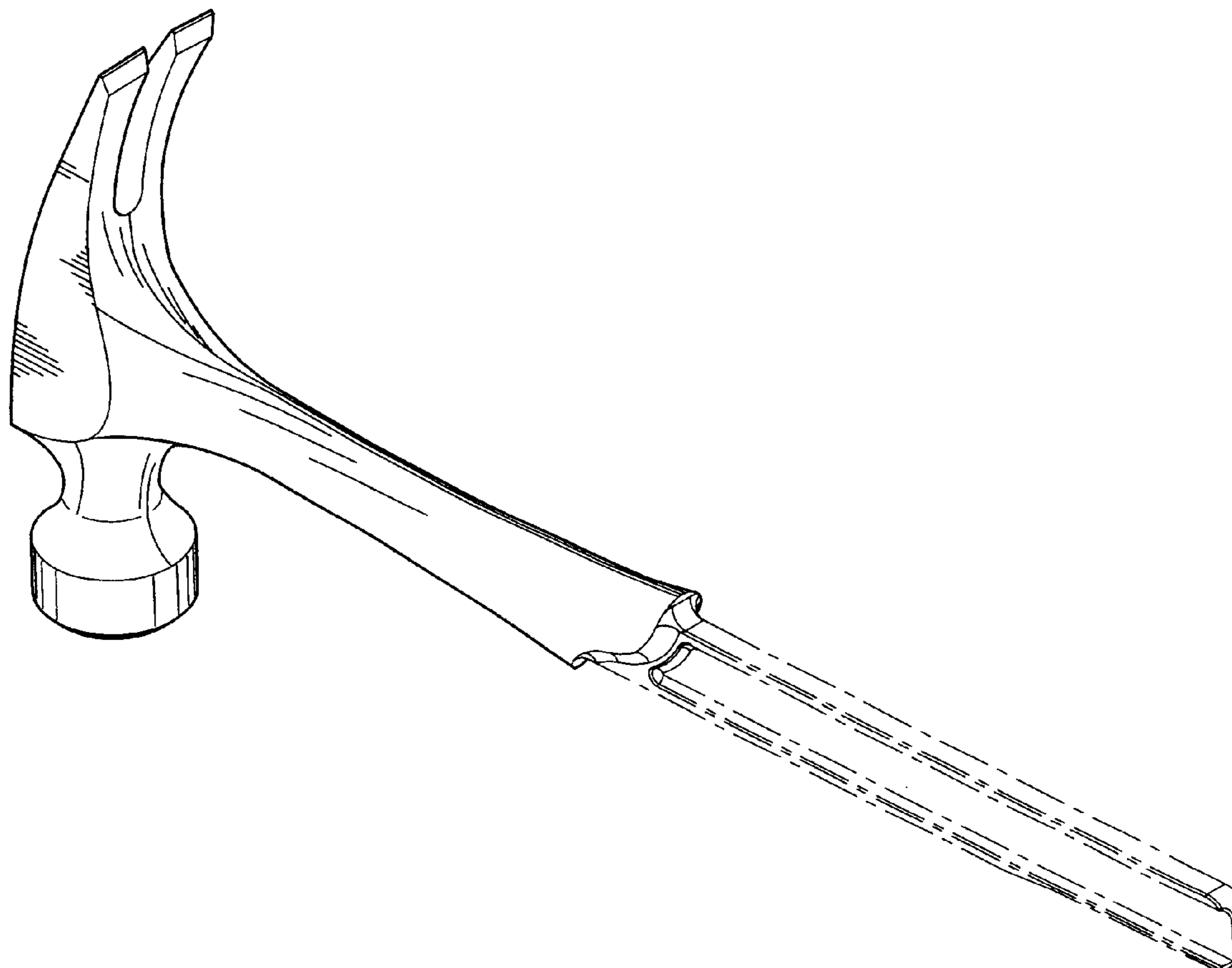
FIG. 5 is a right side elevational view thereof;

FIG. 6 is a top plan view thereof; and,

FIG. 7 is a bottom plan view thereof.

The handle attached to the hammerhead is shown in broken lines for illustrative purposes only and forms no part of the claimed design.

1 Claim, 3 Drawing Sheets



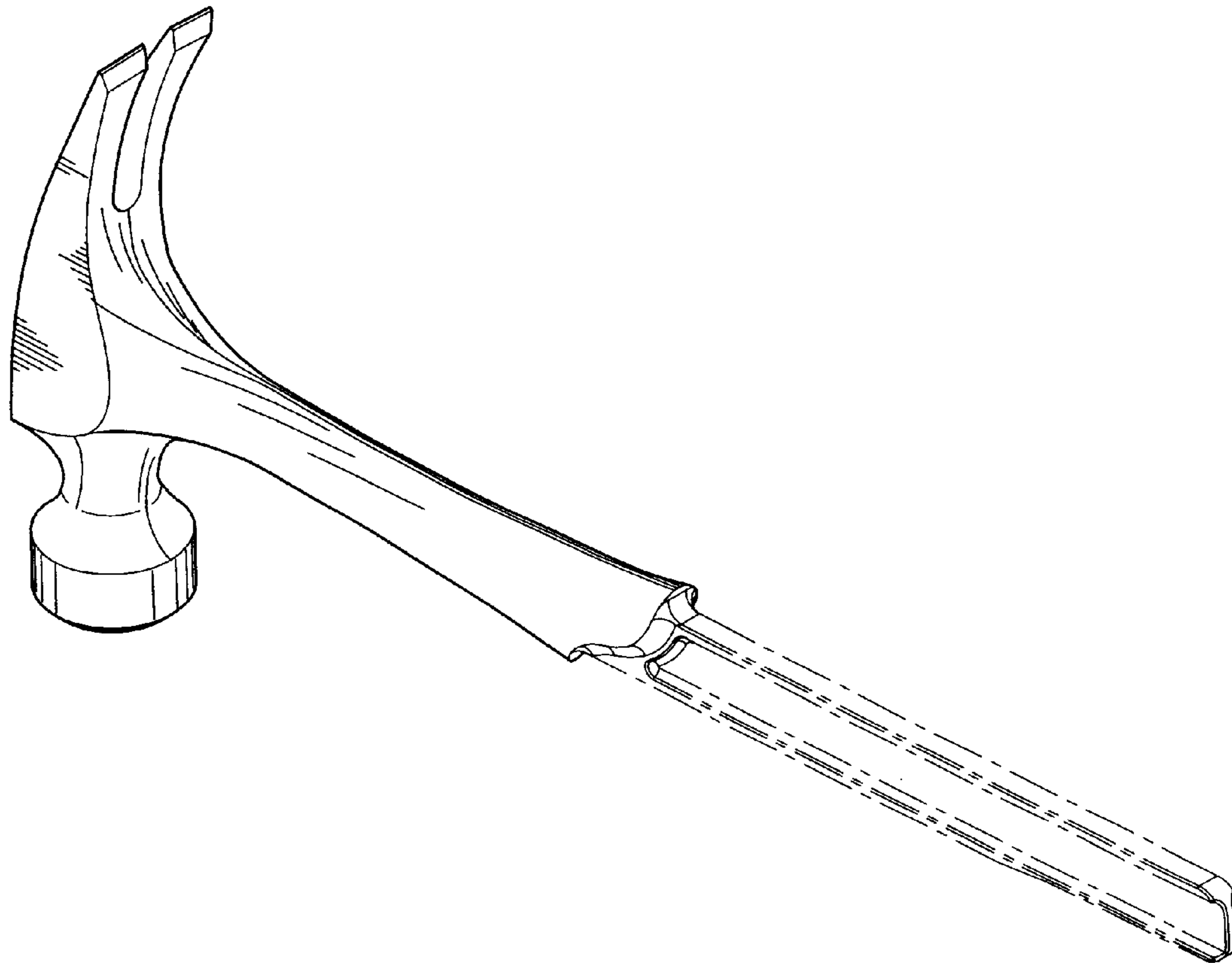


FIG. 1

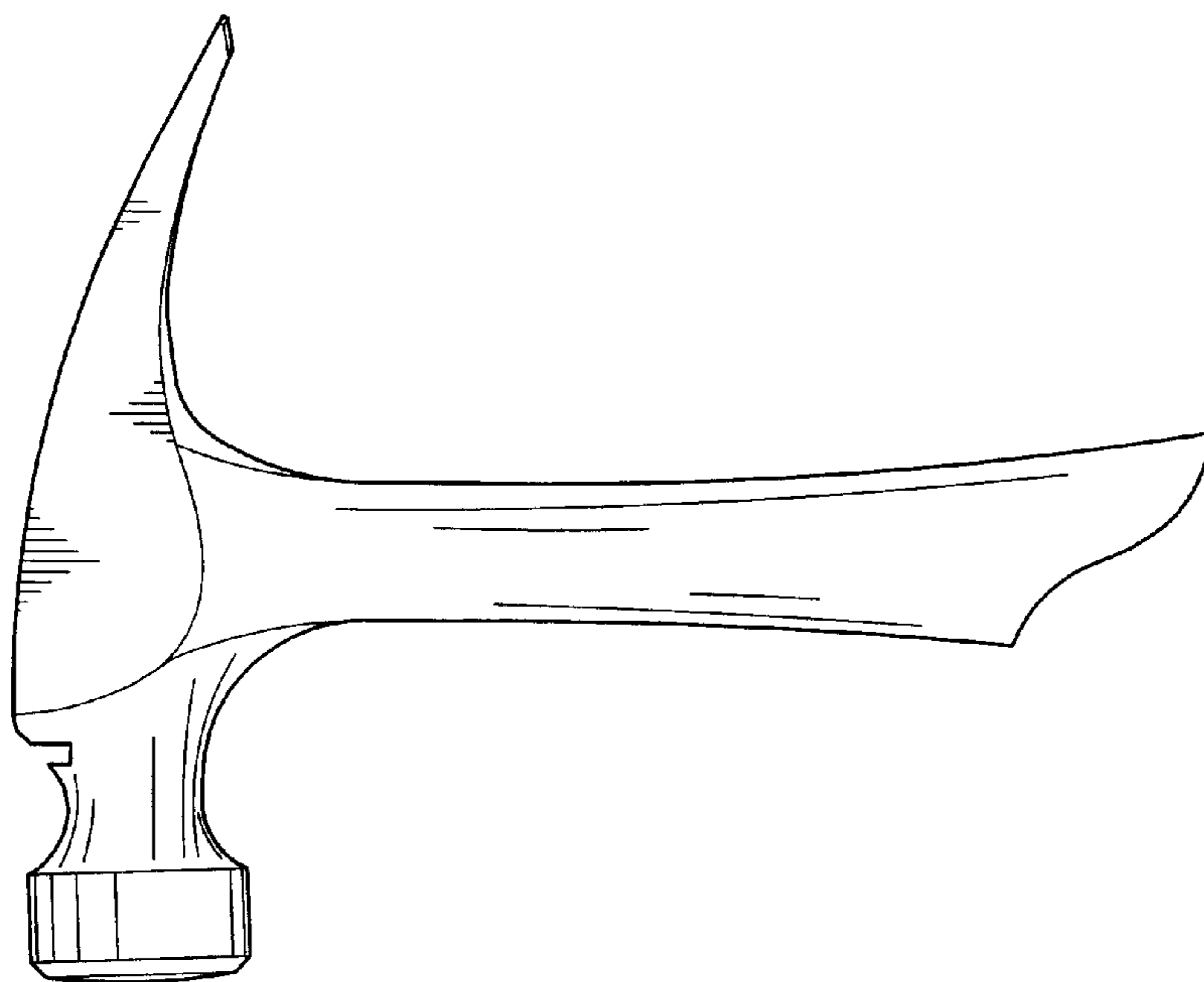


FIG. 2

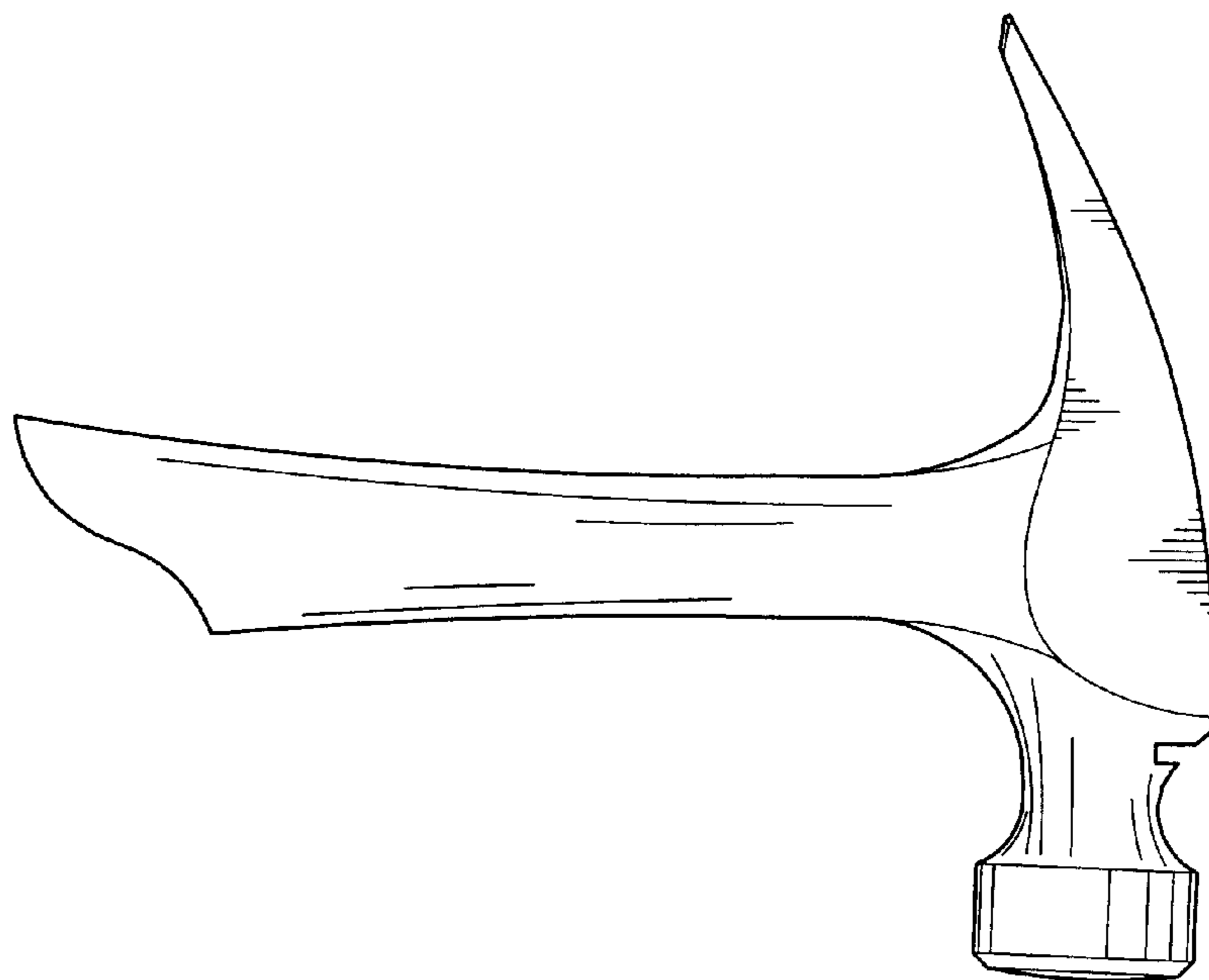


FIG. 3

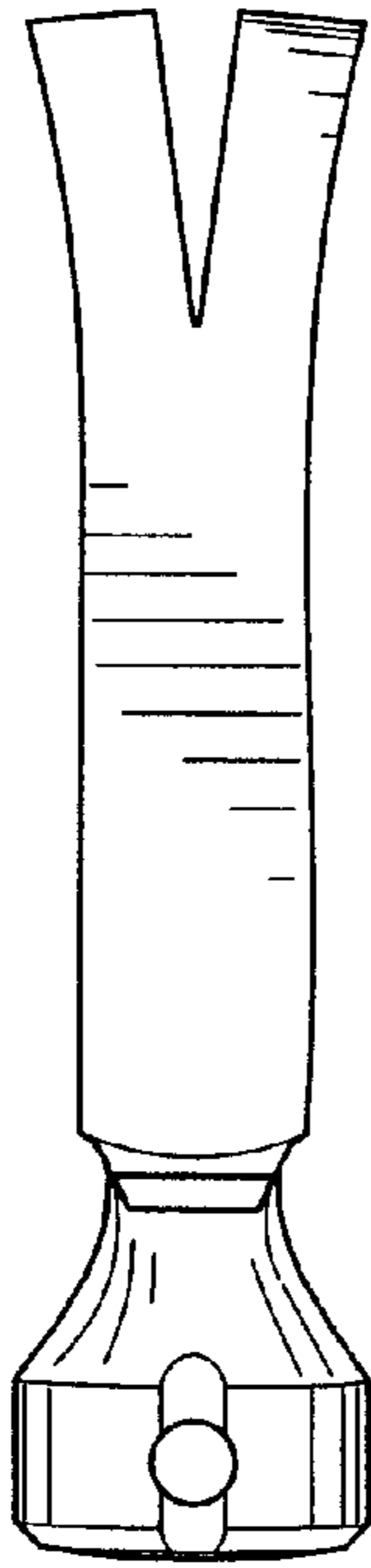


FIG. 4

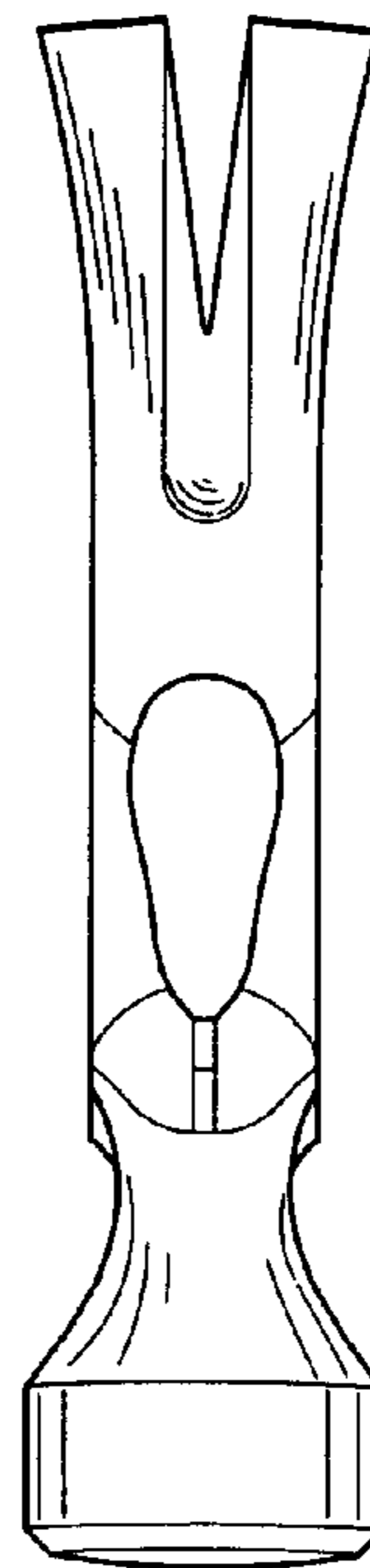


FIG. 5



FIG. 6




FIG. 7