



US00D536568S

(12) **United States Design Patent**
Östlund et al.

(10) **Patent No.:** **US D536,568 S**

(45) **Date of Patent:** **** Feb. 13, 2007**

(54) **GAS RANGE**

(75) Inventors: **Per-Åke Östlund**, Solna (SE); **David A. Kynoch**, Co. Durham (GB); **Lynn Turnbull**, Tyne and Wear (GB); **Axel Mürmann**, Erlangen (DE); **Michael Thoenissen**, Fürth (DE)

(73) Assignee: **Electrolux Home Products Corporation N.V.**, Zaventem (BE)

(**) Term: **14 Years**

(21) Appl. No.: **29/244,903**

(22) Filed: **Dec. 15, 2005**

(30) **Foreign Application Priority Data**

Jun. 16, 2005 (EM) 000356332

(51) **LOC (8) Cl.** **07-02**

(52) **U.S. Cl.** **D7/340**

(58) **Field of Classification Search** D7/340,
D7/346, 339-341, 402, 408; 126/19 R, 39 B,
126/39 C, 39 R; 219/391-392, 395

See application file for complete search history.

(56) **References Cited**

U.S. PATENT DOCUMENTS

D477,177 S * 7/2003 Jeong D7/340
D477,497 S * 7/2003 Monguilod D7/340
D510,227 S * 10/2005 Baldwin D7/340
D524,093 S * 7/2006 Home D7/340

* cited by examiner

Primary Examiner—Catherine R. Oliver

(74) *Attorney, Agent, or Firm*—Pearne & Gordon LLP


(57) **CLAIM**

The ornamental design for a gas range, as shown and described.

DESCRIPTION

FIG. 1 is a perspective view of my new gas range;
FIG. 2 is a front view thereof;
FIG. 3 is a right side view thereof, a left side view being a mirror image thereof; and,
FIG. 4 is a top view thereof.

1 Claim, 2 Drawing Sheets






FIG. 1

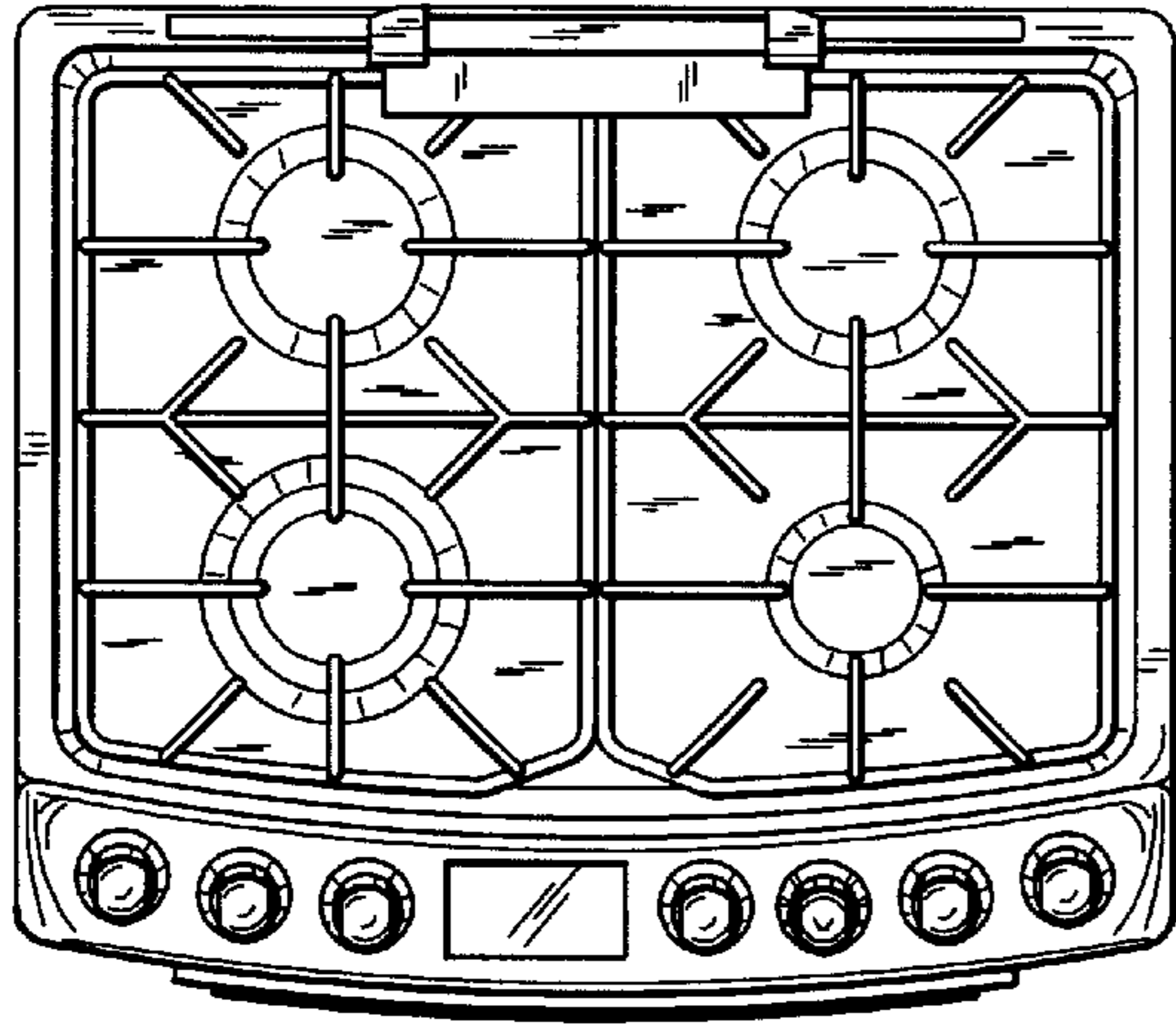


FIG. 4




FIG. 2

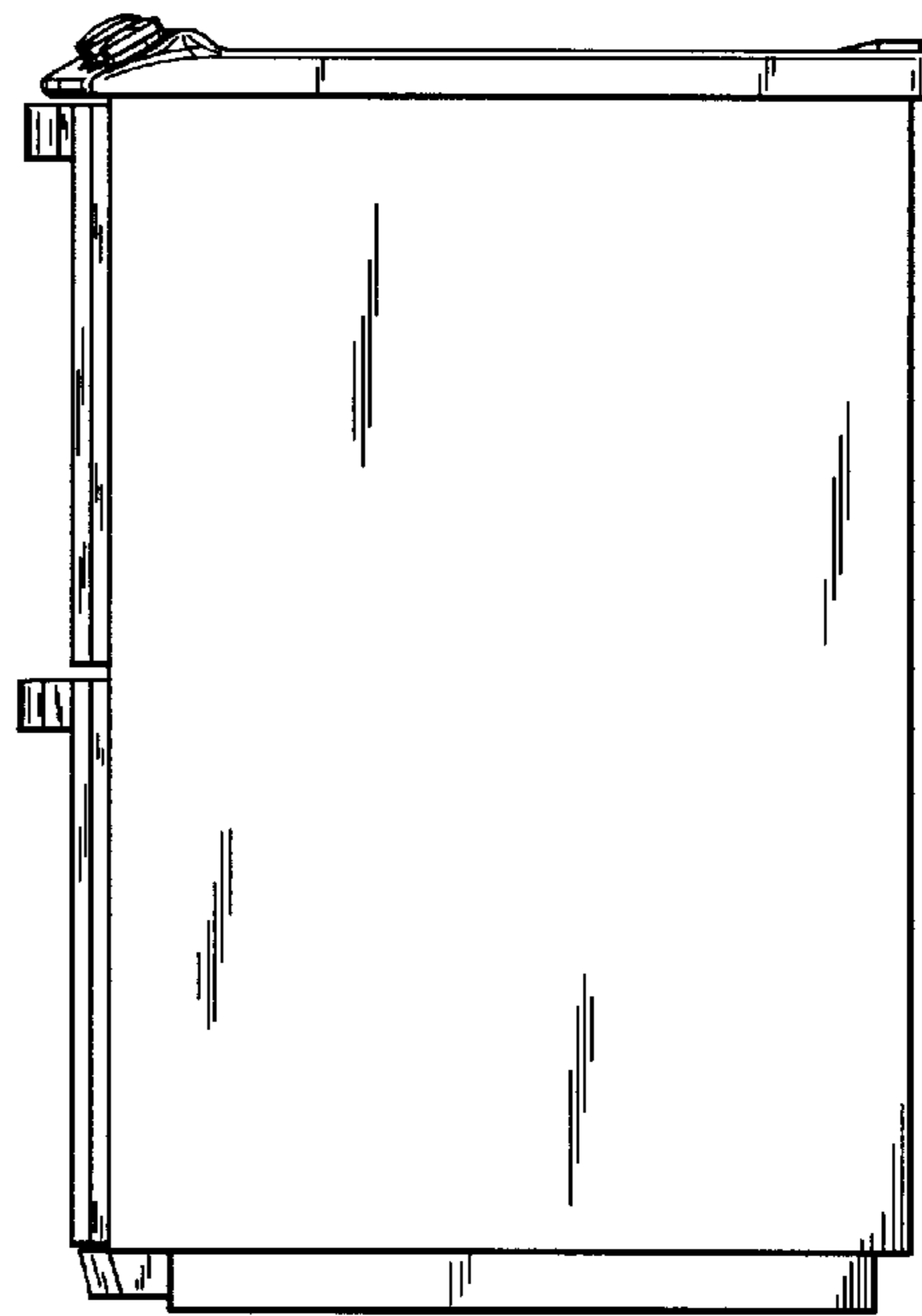


FIG. 3