



US00D536561S

(12) **United States Design Patent**
Berberet

(10) **Patent No.:** **US D536,561 S**

(45) **Date of Patent:** **** Feb. 13, 2007**

(54) **DISPENSER**

(75) Inventor: **Suzanne M. Berberet**, Sheboygan, WI (US)

(73) Assignee: **Kohler Co.**, Kohler, WI (US)

(**) Term: **14 Years**

(21) Appl. No.: **29/207,929**

(22) Filed: **Jun. 21, 2004**

(51) **LOC (8) Cl.** **23-02**

(52) **U.S. Cl.** **D6/542**

(58) **Field of Classification Search** D6/542-545;
D9/523, 526, 447-448, 434-435; 221/282-283;
222/92, 105, 173, 180, 192, 630
See application file for complete search history.

(56) **References Cited**

U.S. PATENT DOCUMENTS

D383,025 S	9/1997	Warshawsky	
D396,590 S	8/1998	Warshawsky	
D466,978 S	12/2002	Lord	
D479,075 S	9/2003	Zhao	
D479,076 S	9/2003	Ouyoung	
D479,779 S	* 9/2003	Zhao D6/542
D483,589 S	12/2003	Lord	
D489,617 S	5/2004	Snell	
D519,372 S	* 4/2006	Hsieh D6/542

OTHER PUBLICATIONS

Elkay Catalog; Accessories, Soap/Lotion Dispenser.
Kohler "Coralais" single-control kitchen sink faucet.
Kohler "Fairfax" single-handle kitchen faucet.

* cited by examiner

Primary Examiner—Brian N Vinson

(74) *Attorney, Agent, or Firm*—Quarles & Brady LLP

(57) **CLAIM**

The ornamental design for a dispenser, as shown and described.

DESCRIPTION

In a preferred embodiment, the nature of this product is as a dispenser for liquids, such as soaps and lotions, especially those used at kitchen and bathroom sinks.

FIG. 1 is a left, top, front perspective view of a dispenser embodying my new design;

FIG. 2 is a left side elevational view thereof, the right side elevational view being a mirror image of the left side shown;

FIG. 3 is a front elevational view thereof;

FIG. 4 is a rear elevational view thereof;

FIG. 5 is a top plan view thereof; and,

FIG. 6 is a bottom plan view thereof.

The broken line representation of a wall structure in FIG. 6 is for the purpose of illustration only, and form no part of the claimed design.

1 Claim, 2 Drawing Sheets




FIG. 1





FIG. 2

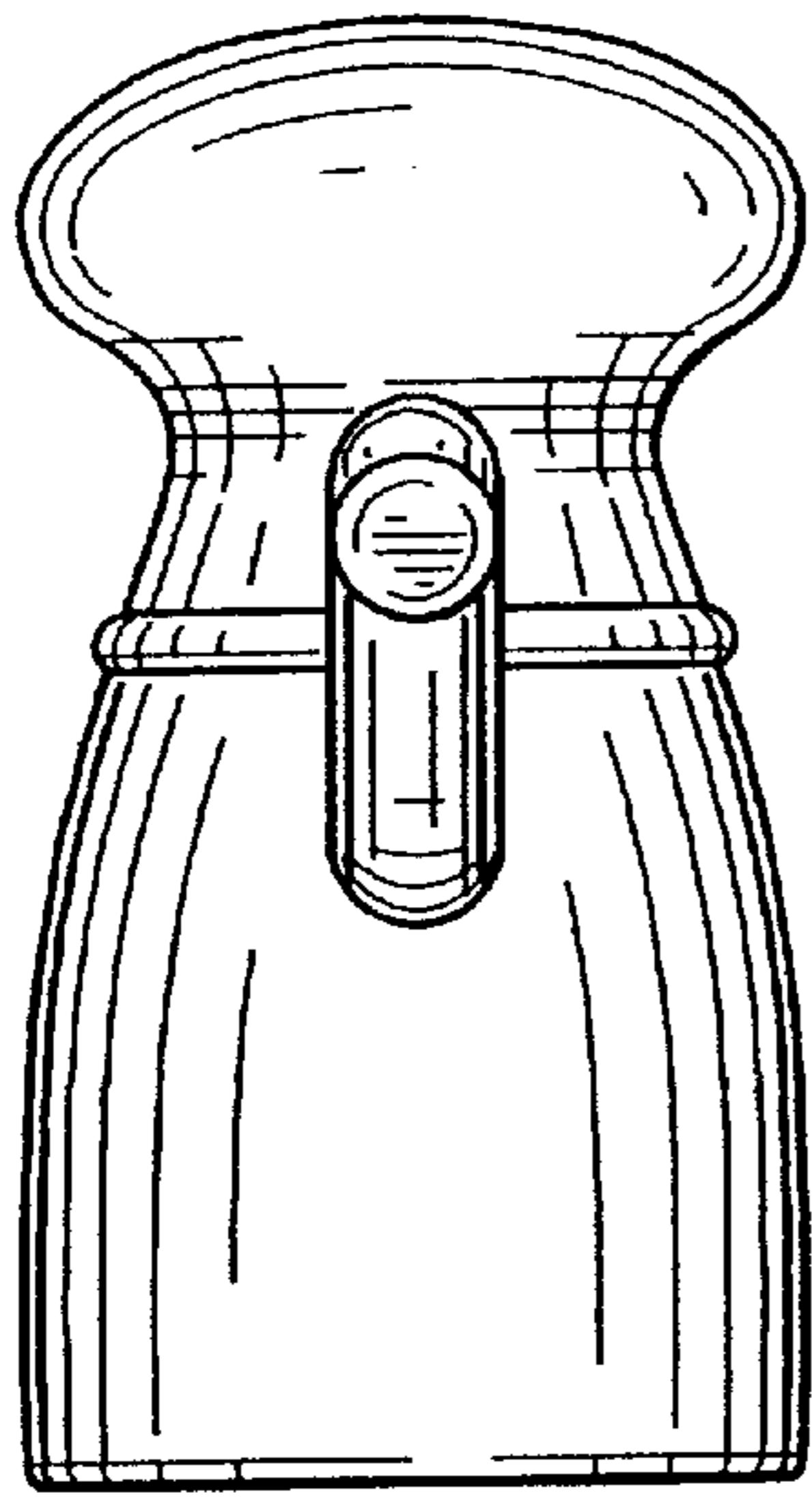


FIG. 3




FIG. 4

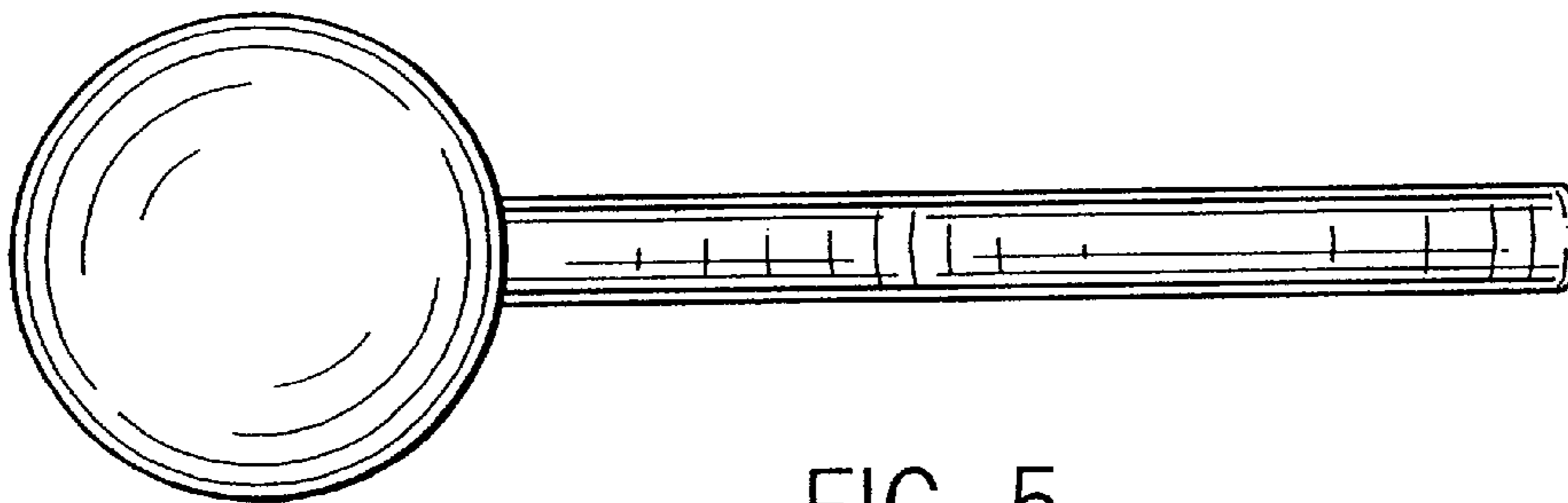


FIG. 5

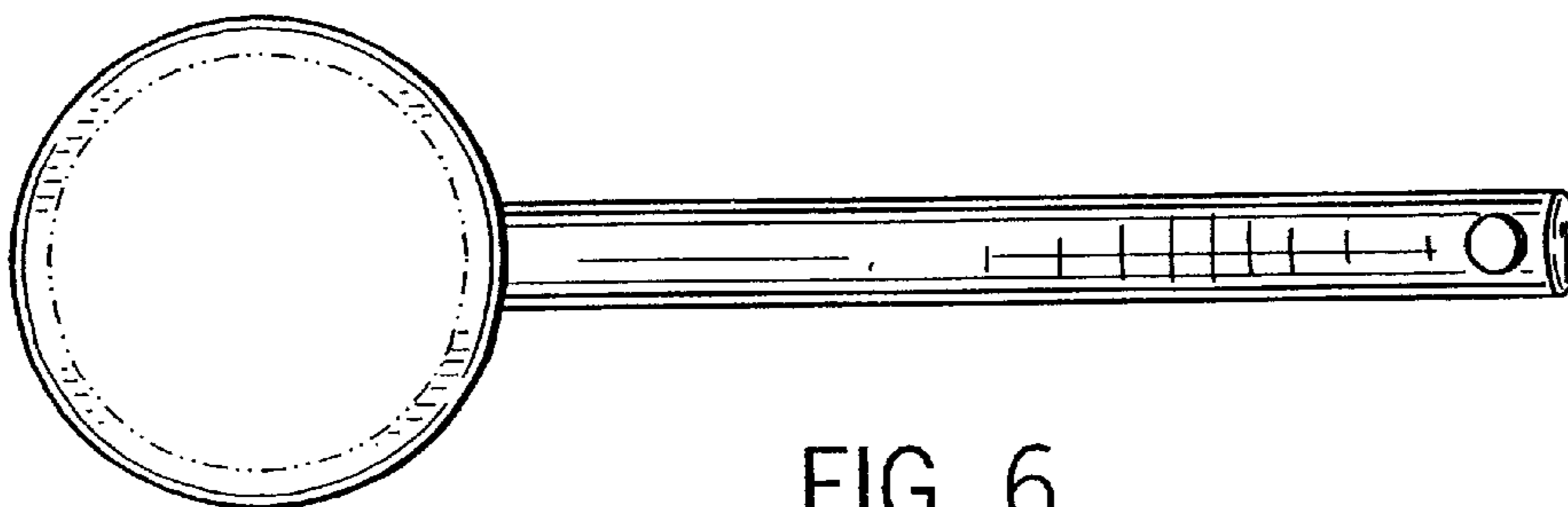


FIG. 6