



US00D536530S

(12) **United States Design Patent** (10) **Patent No.:** **US D536,530 S**
Peterson (45) **Date of Patent:** **** Feb. 13, 2007**

(54) **ADJUSTABLE BASTING BRUSH**

2004/0187266 A1 * 9/2004 Garner 16/438

(75) Inventor: **Sarah S. Peterson**, Seattle, WA (US)

OTHER PUBLICATIONS

(73) Assignee: **Progressive International Corp.**, Kent, WA (US)

Home Trends, Oct. 2004, Silicone Basting Brushes —Item No. 401008, p. 18.*

(**) Term: **14 Years**

* cited by examiner

(21) Appl. No.: **29/253,792**

Primary Examiner—M. H. Tung

(22) Filed: **Feb. 13, 2006**

Assistant Examiner—Lavone D. Tabor

(51) **LOC (8) Cl.** **04-04**

(74) *Attorney, Agent, or Firm*—Black Lowe & Graham PLLC

(52) **U.S. Cl.** **D4/121; D4/135; D4/136**

(58) **Field of Classification Search** D4/121, D4/132, 135, 138; 15/143.1, 144.1, 144.2, 15/159.1, 160, 168, 171, 172, 175, 191.1, 15/192, 193; 16/438

(57) **CLAIM**

I claim the ornamental design for the adjustable basting brush, as shown.

See application file for complete search history.

DESCRIPTION

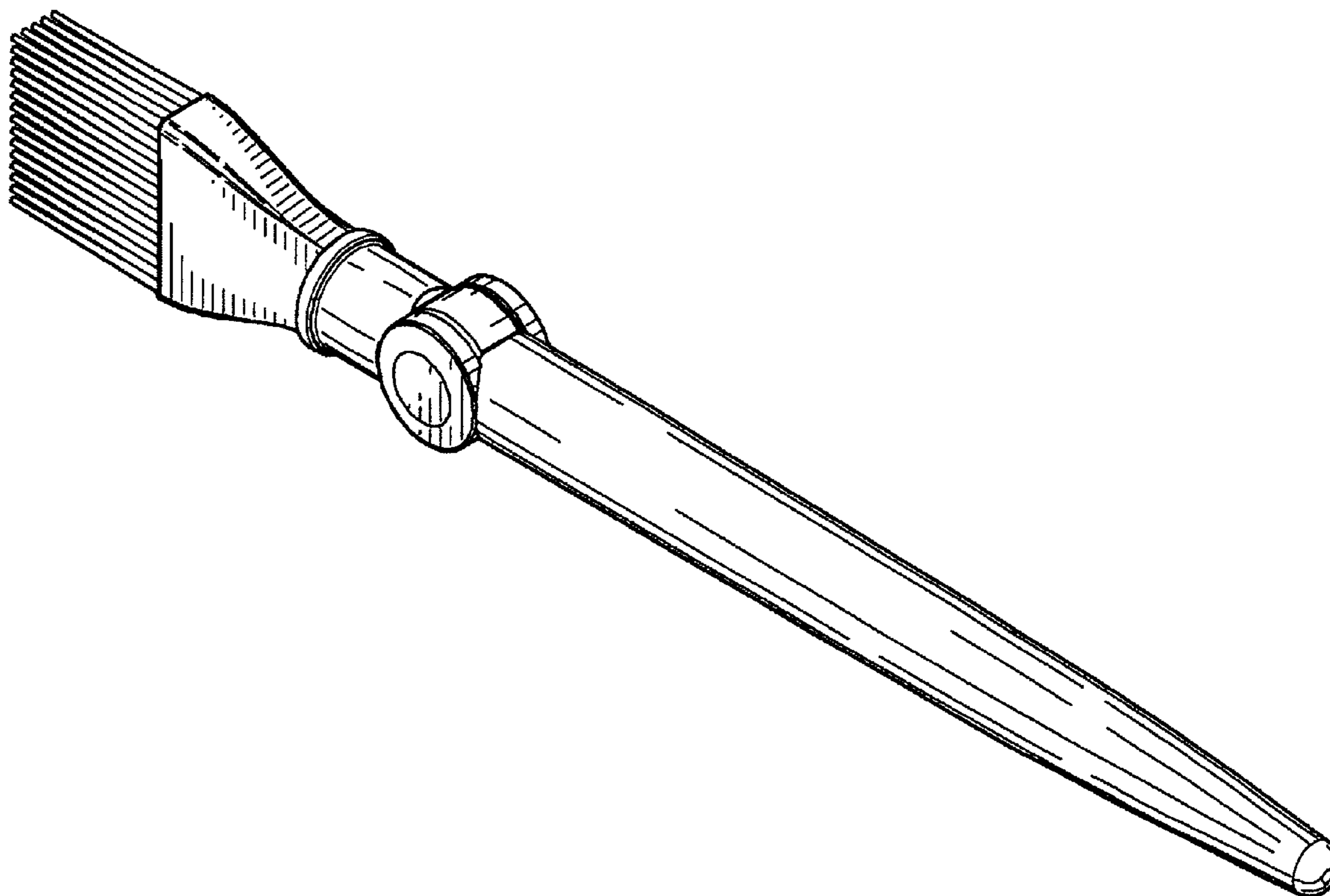
FIG. 1 is a front view of the adjustable basting brush; FIG. 2 is a right side view of the adjustable basting brush; FIG. 3 is a left side view of the adjustable basting brush; FIG. 4 is a back view of the adjustable basting brush; FIG. 5 is a bottom view of the adjustable basting brush; FIG. 6 is a top view of the adjustable basting brush; and, FIG. 7 is a perspective view of the adjustable basting brush.

(56) **References Cited**

U.S. PATENT DOCUMENTS

- 1,092,014 A * 3/1914 Briggs 15/172
- 1,899,090 A * 2/1933 Goard 15/172
- D455,559 S * 4/2002 Wang et al. D4/132
- D512,839 S * 12/2005 Lion D4/132
- D517,815 S * 3/2006 Kaposi D4/135

1 Claim, 4 Drawing Sheets



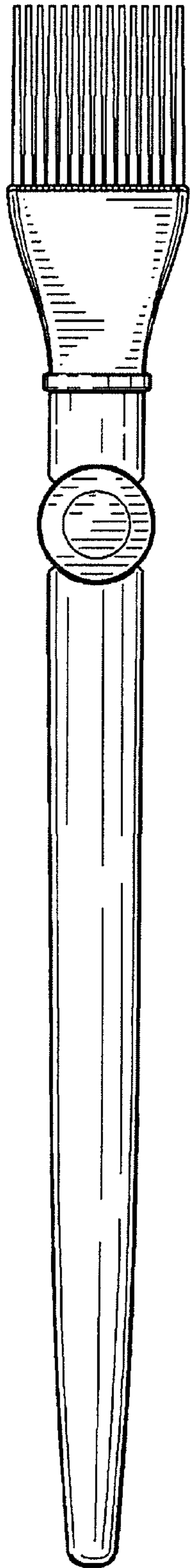


FIG.1



FIG.2




FIG. 3

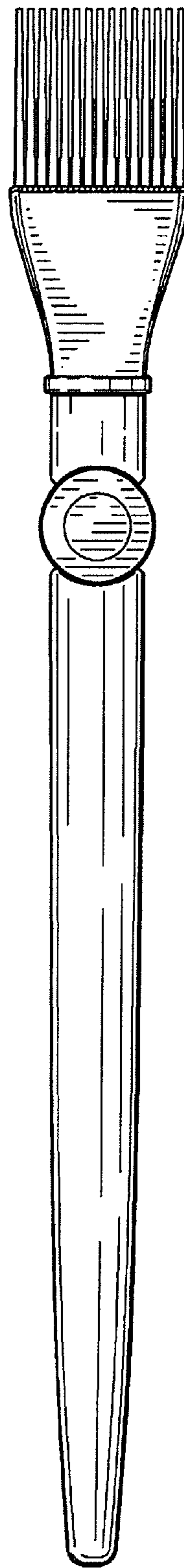


FIG. 4

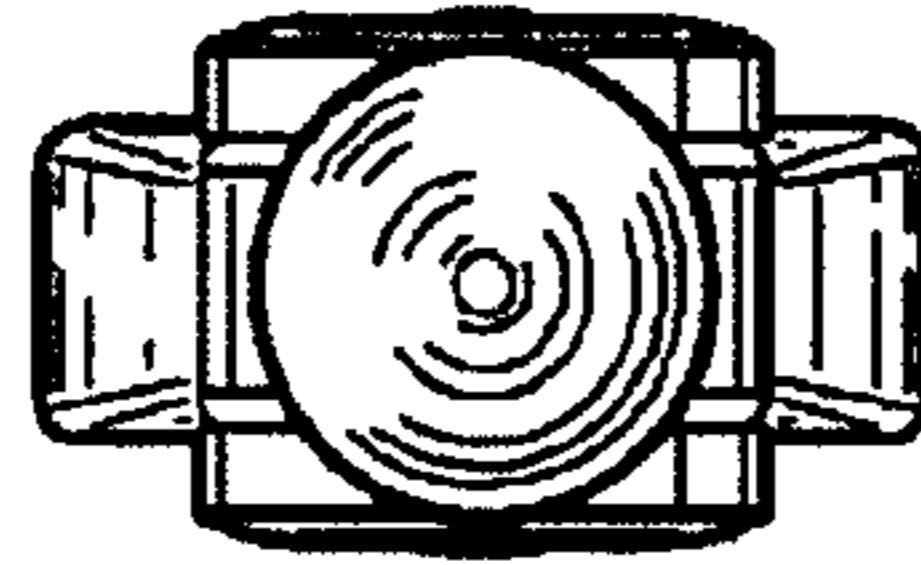


FIG. 5




FIG. 6

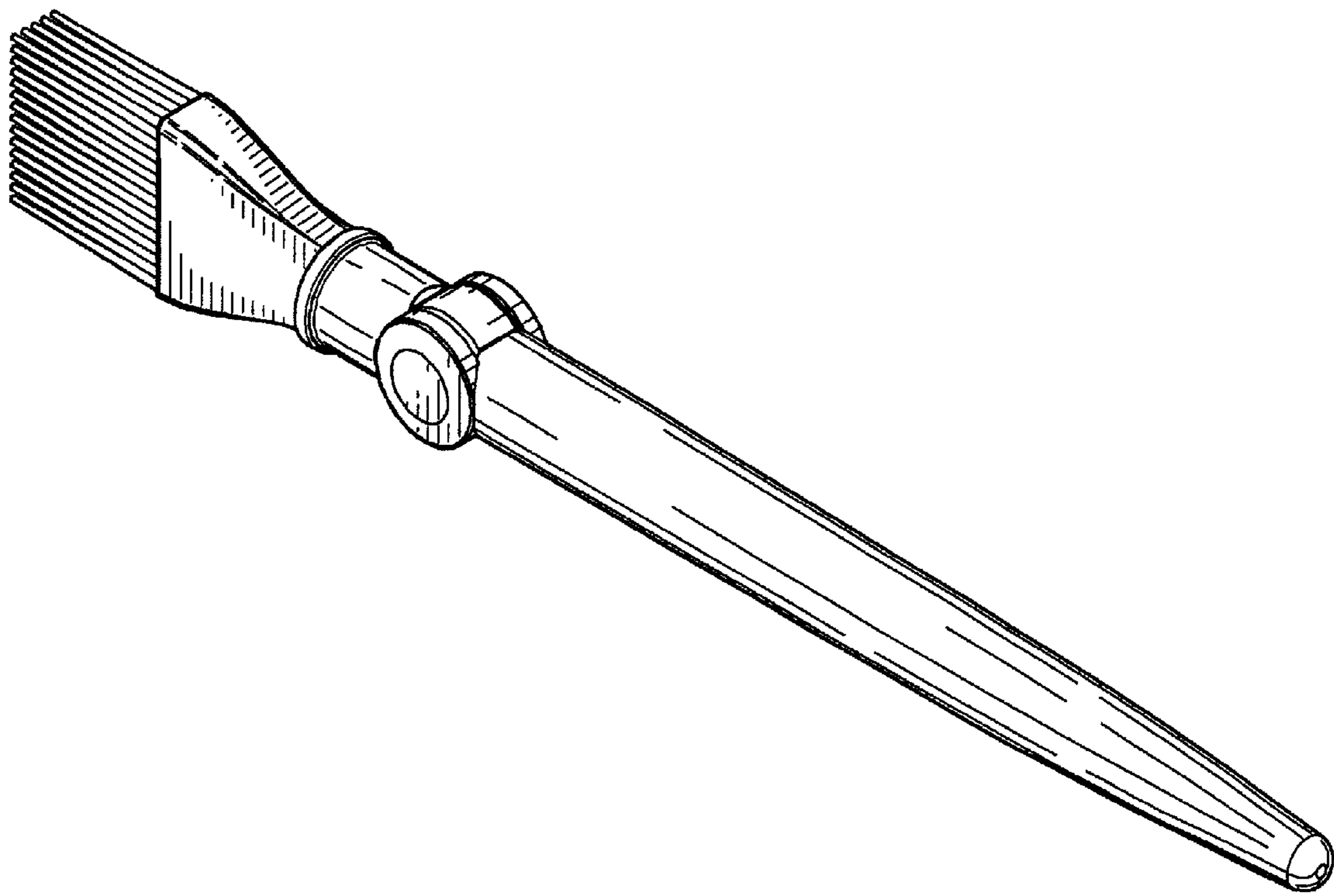


FIG. 7