



US00D536519S

(12) **United States Design Patent**
Caine

(10) **Patent No.:** **US D536,519 S**

(45) **Date of Patent:** **** Feb. 13, 2007**

(54) **PORTION OF A SHOE UPPER**

(75) Inventor: **Andrew Caine**, Portland, OR (US)

(73) Assignee: **Nike, Inc.**, Beaverton, OR (US)

(**) Term: **14 Years**

(21) Appl. No.: **29/262,015**

(22) Filed: **Jun. 23, 2006**

(51) **LOC (8) Cl.** **02-99**

(52) **U.S. Cl.** **D2/969**

(58) **Field of Classification Search** D2/969,
D2/896, 902-907, 970-972; 36/45, 83, 88,
36/126-129

See application file for complete search history.

(56) **References Cited**

U.S. PATENT DOCUMENTS

D14,774 S	2/1884	Preston	
D236,561 S	9/1975	Weckenbrock	
D250,617 S	12/1978	Noches	
D254,397 S	3/1980	Finn	
D370,994 S	6/1996	Avar	
D373,463 S	9/1996	Greene	
D380,079 S	6/1997	Greene	
D392,456 S	3/1998	Yun	
D393,360 S	* 4/1998	Aveni et al.	D2/972
D404,906 S	2/1999	Backus	
D417,773 S	12/1999	Cooper	
D420,502 S	2/2000	Hlavacs	
D432,778 S	* 10/2000	McCourt	D2/972
D434,213 S	11/2000	Smith	
D449,730 S	10/2001	McDowell	

(Continued)

OTHER PUBLICATIONS

Nike Footwear Catalog (HO 06), p. 21, published Mar. 2006, Beaverton, Oregon, U.S.A.

Men's Nike Footwear Catalog (SP 03), p. 27, published Jun. 2002, Beaverton, Oregon, U.S.A.

Men's Nike Footwear Catalog (HO 02), p. 31, published Mar. 2002, Beaverton, Oregon, U.S.A.

Men's Nike Footwear Catalog (FA 02), p. W45, published Nov. 2001, Beaverton, Oregon, U.S.A.

Men's Nike Footwear Catalog (SP 01), pp. 34, 51, published Jun. 2000, Beaverton, Oregon, U.S.A.

Men's Nike Footwear Catalog (FA 00), p. 9, published Nov. 1999, Beaverton, Oregon, U.S.A.

Men's Nike Footwear Catalog (HO 99), p. M13, M19, published Mar. 1999, Beaverton, Oregon, U.S.A.

Women's Nike Footwear Catalog (FA 99), p. W28, published Nov. 1998, Beaverton, Oregon, U.S.A.

Nike Footwear Catalog (SP 99), p. W32, 60, published Jun. 1998, Beaverton, Oregon, U.S.A.

Men's Nike Footwear Catalog (HO 98), p. M44, M91, published Feb. 1998, Beaverton, Oregon, U.S.A.

Primary Examiner—Stella Reid

Assistant Examiner—Rashida C. McCoy

(74) *Attorney, Agent, or Firm*—TraskBritt, P.C.

(57) **CLAIM**

The ornamental design for a portion of a shoe upper, as shown and described.

DESCRIPTION

FIG. 1 is a perspective view of a portion of a shoe upper showing my new design;

FIG. 2 is a side of the portion of a shoe upper shown in FIG. 1;

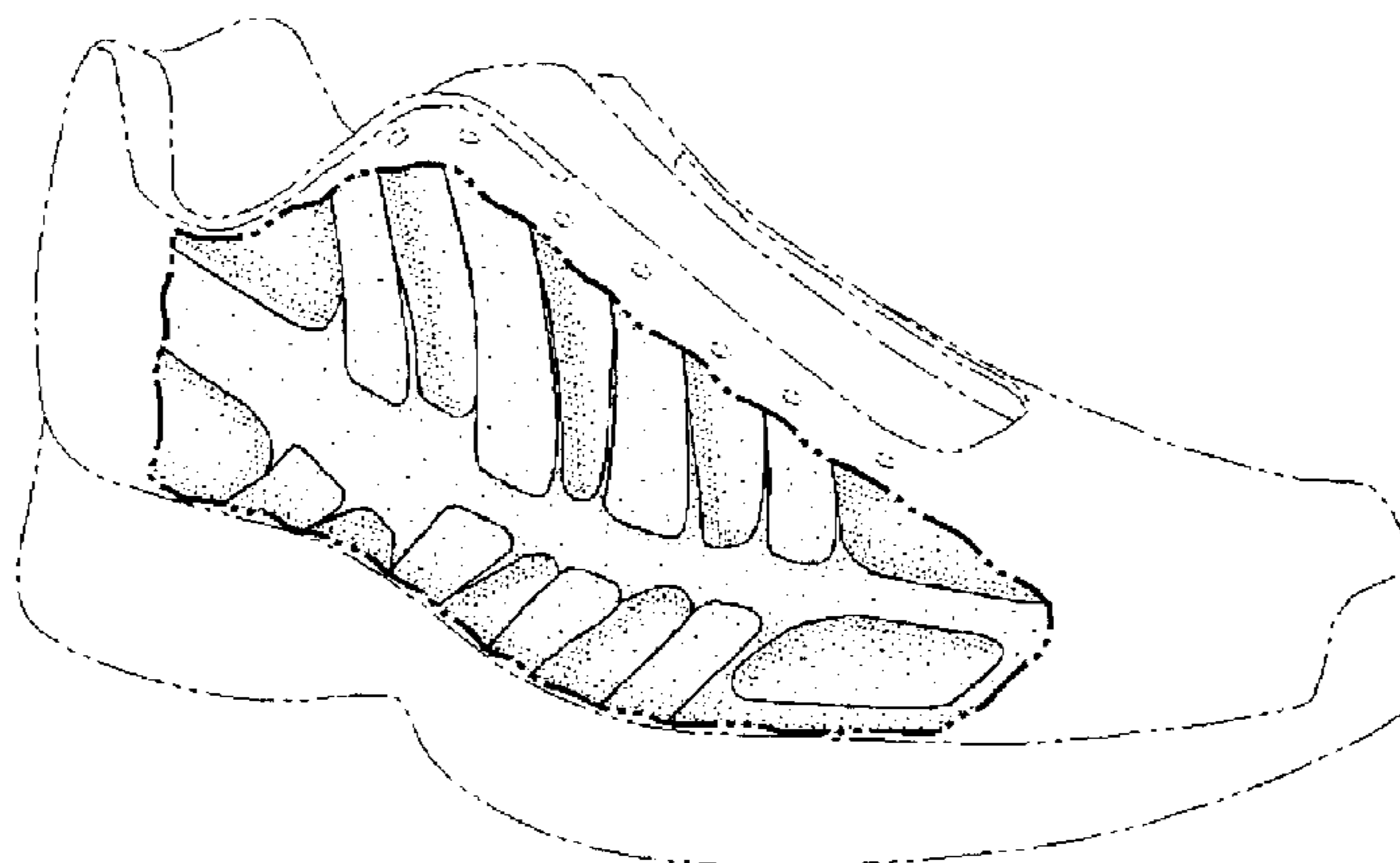
FIG. 3 is a front view of the portion of a shoe upper shown in FIG. 1;

FIG. 4 is a rear view of the portion of a shoe upper shown in FIG. 1; and,

FIG. 5 is a top view of the portion of a shoe upper shown in FIG. 1.

The uneven broken line immediately adjacent to the shaded area represent the bounds of the claimed design. All other uneven broken lines represent the remaining portion of the shoe. The uneven broken line representations in FIGS. 1-5 are for illustrative purposes only and form no part of the claimed design.

1 Claim, 2 Drawing Sheets



US D536,519 S

Page 2

U.S. PATENT DOCUMENTS

D452,608 S	1/2002	McDowell	
D452,990 S	1/2002	McDowell	
D467,411 S	12/2002	Dombrow	
D467,720 S	* 12/2002	Patt	D2/972
D474,010 S	* 5/2003	Gerber	D2/972
6,568,102 B1	5/2003	Healy et al.	
D495,125 S	8/2004	Cessor	
D496,527 S	* 9/2004	Roulo	D2/972
D498,912 S	* 11/2004	Kuerbis	D2/972
D500,586 S	* 1/2005	Wozniak	D2/972
D501,302 S	* 2/2005	Cessor	D2/972
D503,262 S	3/2005	Della Valle	
D503,270 S	* 3/2005	Lee	D2/972
D503,518 S	4/2005	Della Valle	
D510,655 S	10/2005	Portzline	
D513,849 S	1/2006	Hull	
D515,288 S	2/2006	Della Valle	
D516,287 S	3/2006	Fontanarosa	
D525,773 S	* 8/2006	Cass	D2/972

* cited by examiner

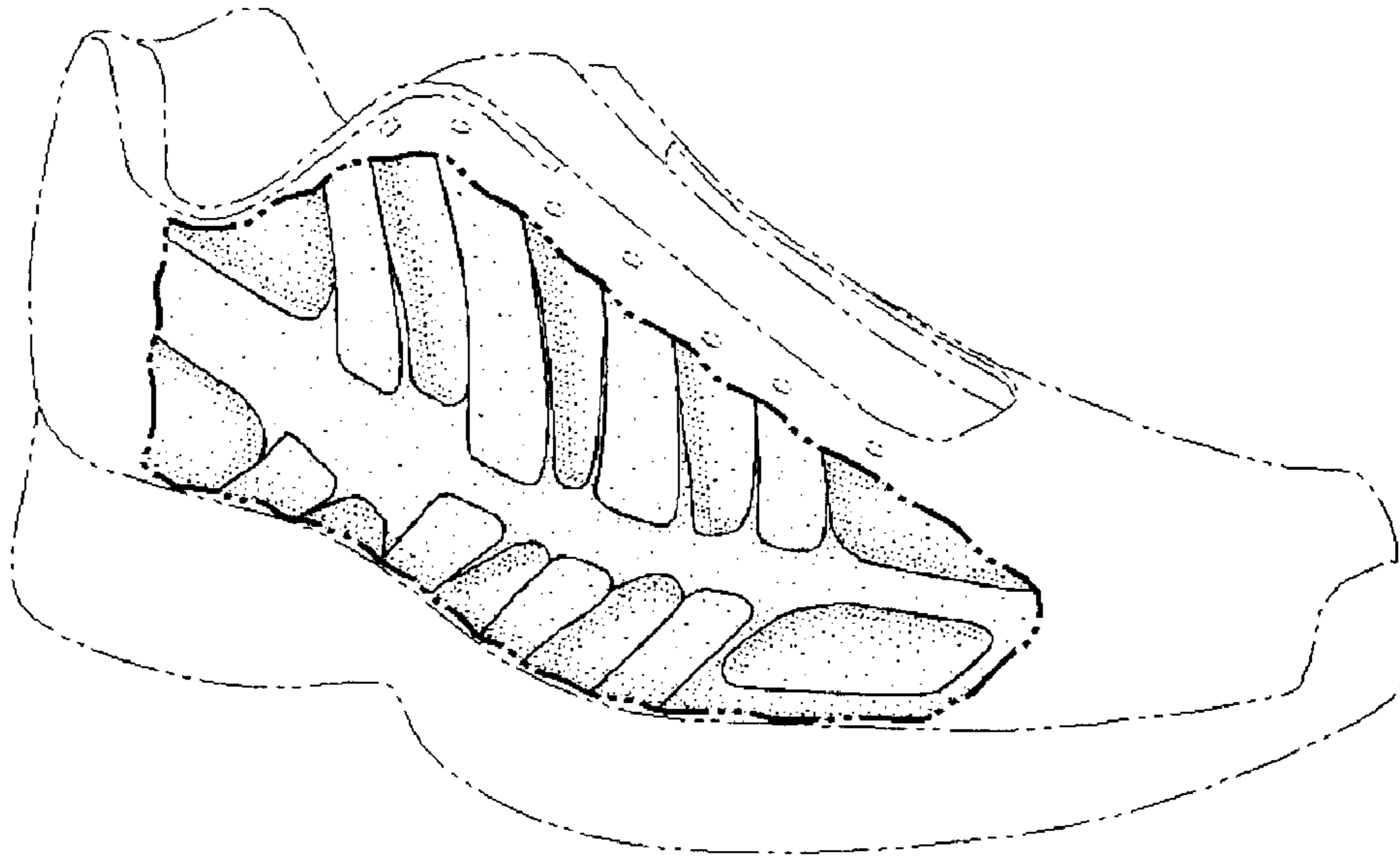


FIG. 1




FIG. 2

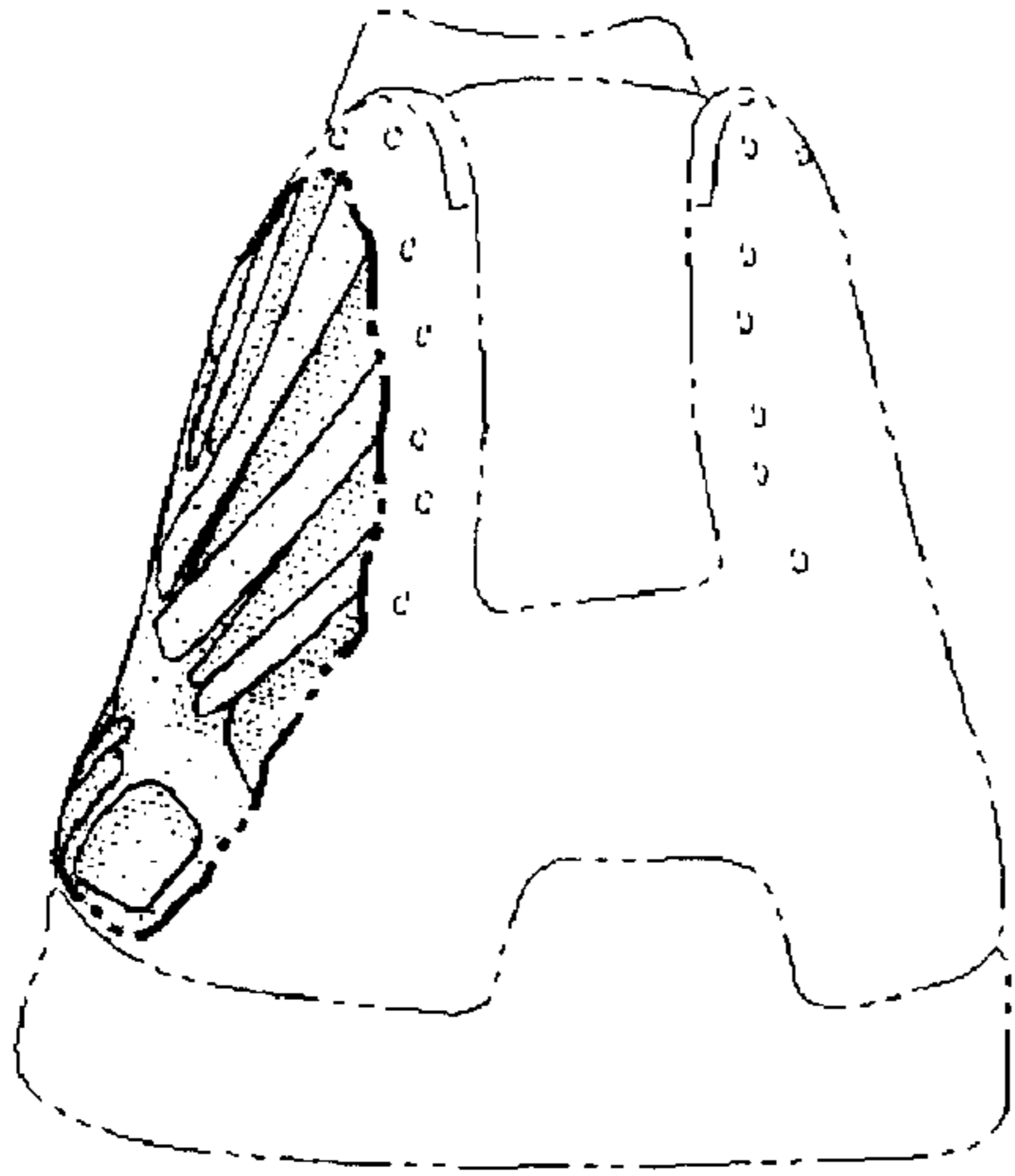


FIG. 3

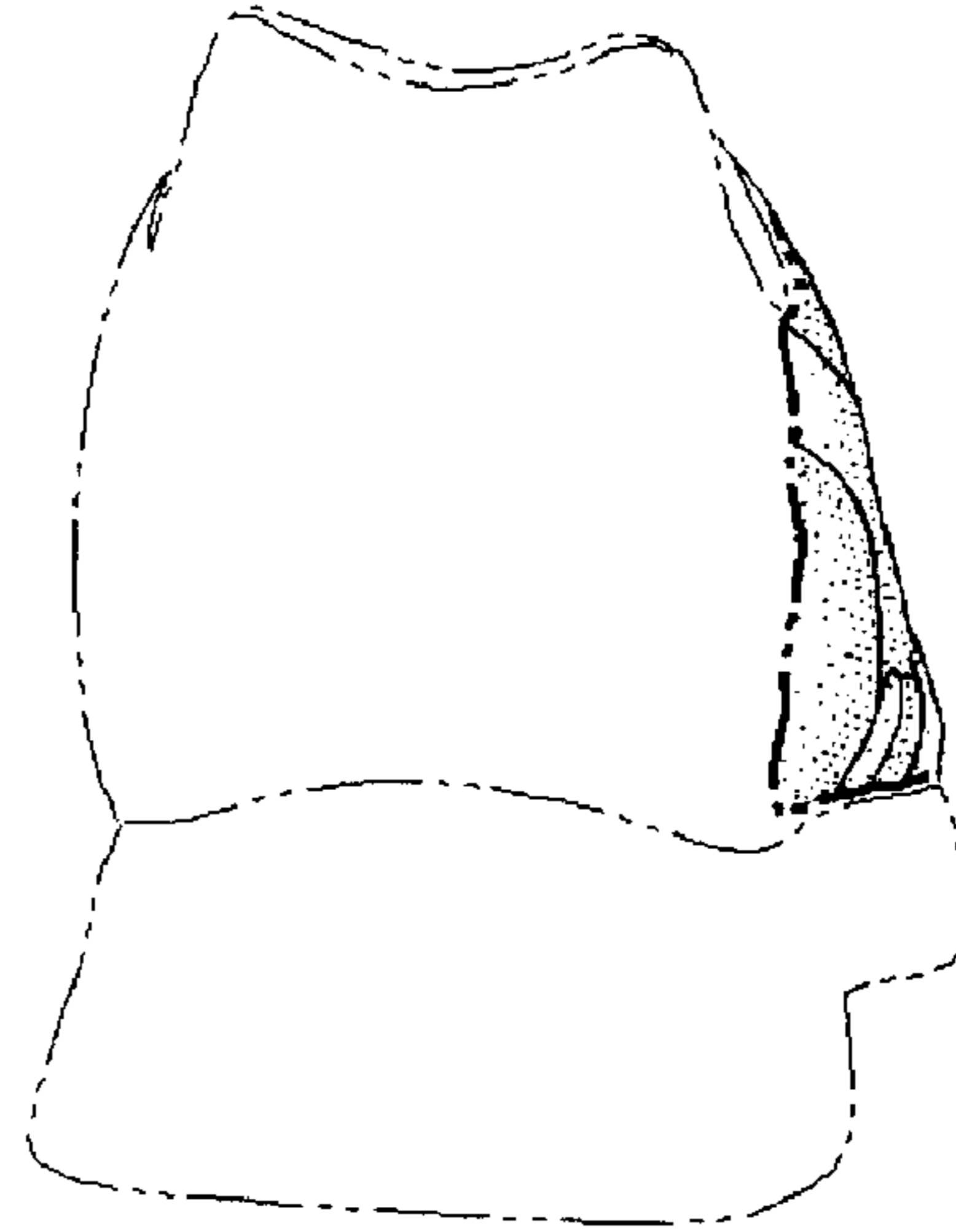


FIG. 4

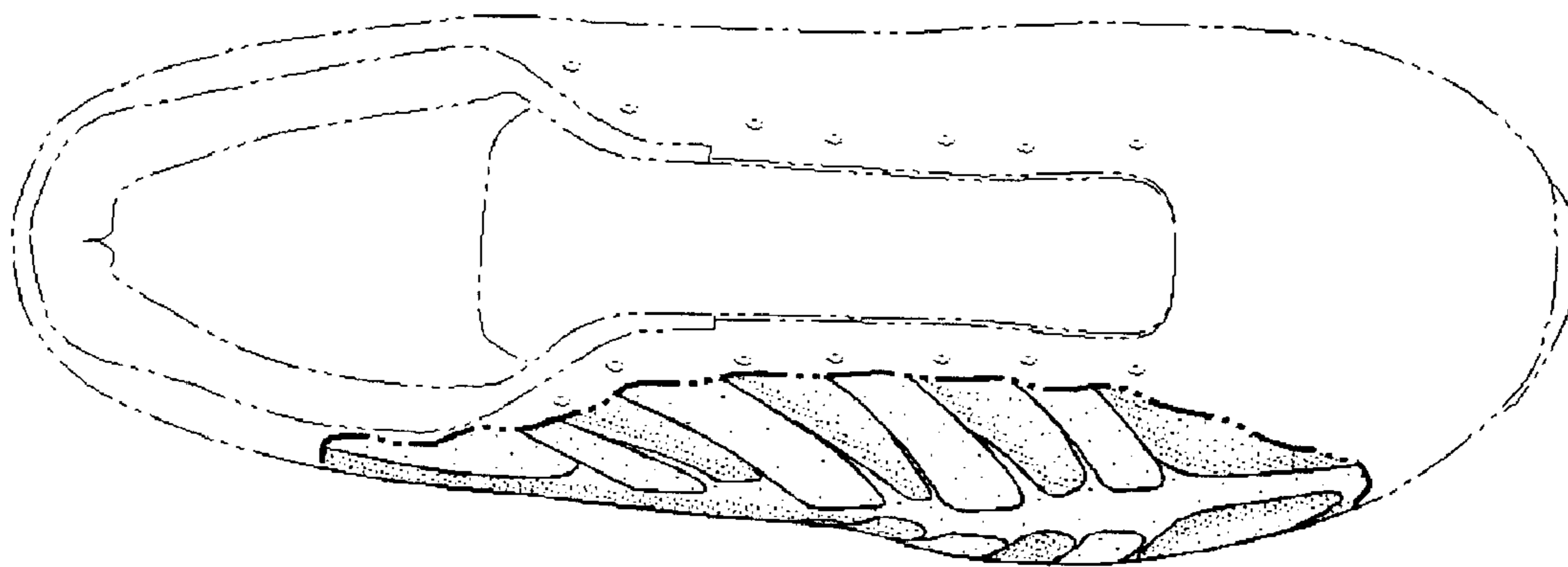


FIG. 5