

US00D536516S

(12) **United States Design Patent**
Sanders

(10) **Patent No.:** **US D536,516 S**

(45) **Date of Patent:** **** Feb. 13, 2007**

(54) **HEEL CLIP**

(75) Inventor: **Kenny Peter Sanders**, Nuremberg (DE)

(73) Assignee: **adidas International Marketing B.V.**
(NL)

(**) Term: **14 Years**

(21) Appl. No.: **29/224,330**

(22) Filed: **Feb. 28, 2005**

(51) **LOC (8) Cl.** **02-99**

(52) **U.S. Cl.** **D2/946; D2/976**

(58) **Field of Classification Search** D2/946,
D2/961, 976; 36/70 R

See application file for complete search history.

(56) **References Cited**

U.S. PATENT DOCUMENTS

| | | | | | | | |
|-----------|---|---|---------|----------------|-------|---------|---|
| 239,074 | A | * | 3/1881 | Watson | | 36/70 | R |
| 241,101 | A | * | 5/1881 | Watson | | 36/70 | R |
| 257,036 | A | * | 4/1882 | McDermott | | 36/70 | R |
| 260,754 | A | * | 7/1882 | Horowitz | | 36/70 | R |
| 309,116 | A | * | 12/1884 | Wenzel | | 36/70 | R |
| 346,652 | A | * | 8/1886 | Hanan | | 36/70 | R |
| 397,703 | A | * | 2/1889 | Diamond et al. | | 36/70 | R |
| 397,704 | A | * | 2/1889 | Diamond et al. | | 36/70 | R |
| 444,176 | A | * | 1/1891 | Coggenshall | | 36/70 | R |
| 567,254 | A | * | 9/1896 | Pritchard | | 36/58.5 | |
| 668,051 | A | * | 2/1901 | Puffer | | 36/70 | R |
| 806,579 | A | * | 12/1905 | Schakel | | 36/70 | R |
| 898,503 | A | * | 9/1908 | Plummer | | 24/299 | |
| 927,017 | A | * | 7/1909 | Young | | 36/70 | R |
| 1,005,401 | A | * | 10/1911 | Young | | 36/70 | R |

| | | | | | | | |
|-----------|----|---|---------|---------------|-------|---------|---|
| 1,242,923 | A | * | 10/1917 | Collings | | 36/70 | R |
| D104,269 | S | * | 4/1937 | Kuleff | | D2/961 | |
| 4,115,906 | A | | 9/1978 | Lavine et al. | | 24/72 | |
| D323,734 | S | * | 2/1992 | Haines | | D2/976 | |
| D404,895 | S | * | 2/1999 | Rosato | | D2/946 | |
| 5,974,591 | A | | 11/1999 | Leslie | | 2/323 | |
| 6,618,862 | B1 | * | 9/2003 | Bunjes | | 36/70 | R |
| 6,701,582 | B1 | | 3/2004 | Milburn | | 24/72.1 | |
| D495,854 | S | * | 9/2004 | Francis | | D2/946 | |

FOREIGN PATENT DOCUMENTS

JP 11-323644 11/1999

* cited by examiner

Primary Examiner—Dominic Simone

(74) *Attorney, Agent, or Firm*—Goodwin Procter LLP

(57) **CLAIM**

The ornamental design for a heel clip, as shown and described.

DESCRIPTION

FIG. 1 is a rear perspective view of the heel clip disposed on a shoe;

FIG. 2 is a medial side view of the heel clip;

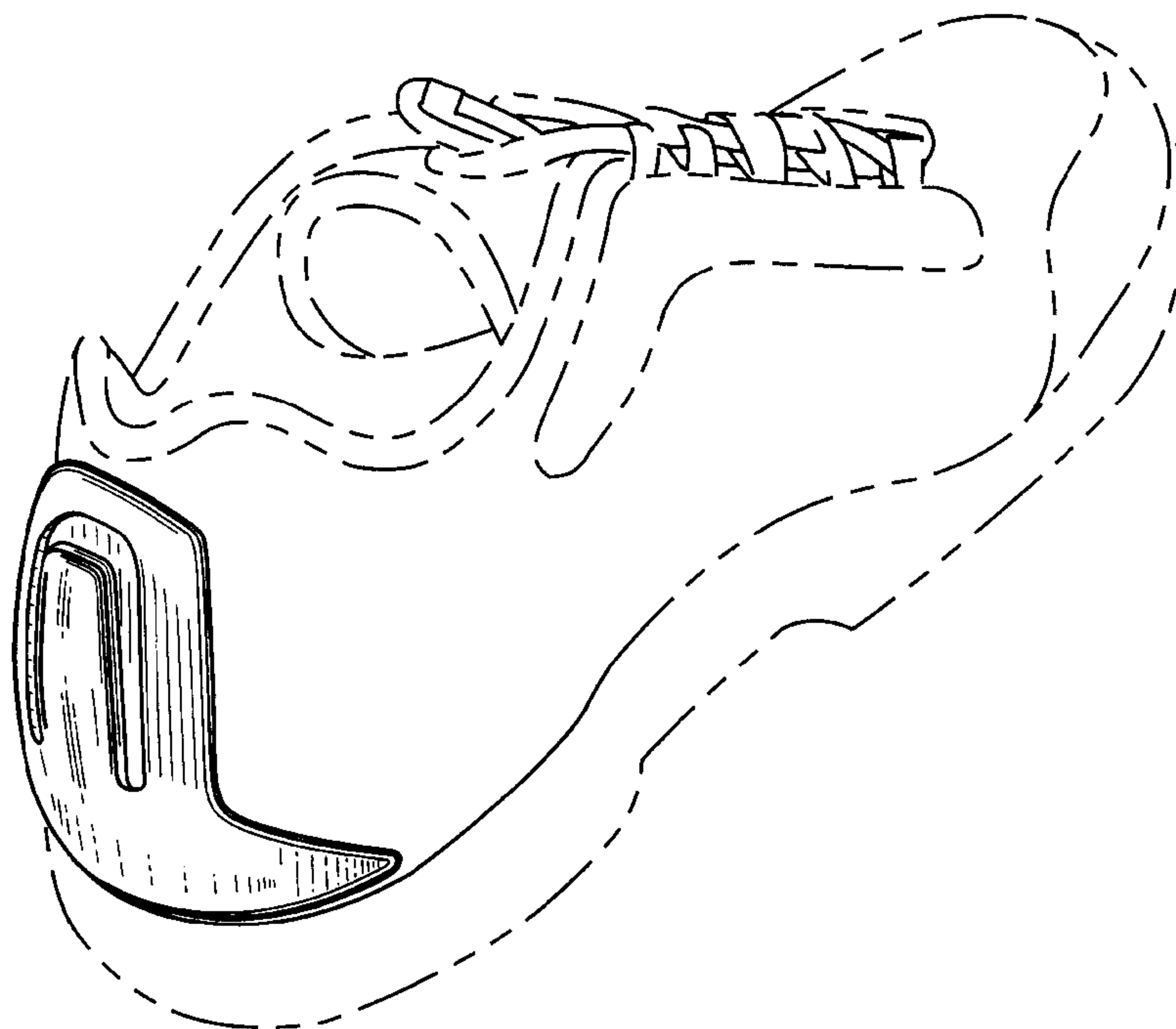
FIG. 3 is a lateral side view of the heel clip;

FIG. 4 is top view of the heel clip; and,

FIG. 5 is a rear view of the heel clip.

The heel clip is shown disposed on a left shoe. A heel clip on the right shoe is a mirror image of the heel clip on the left shoe. The shoe is shown in uneven broken lines for illustrative purposes only and forms no part of the claimed design.

1 Claim, 2 Drawing Sheets



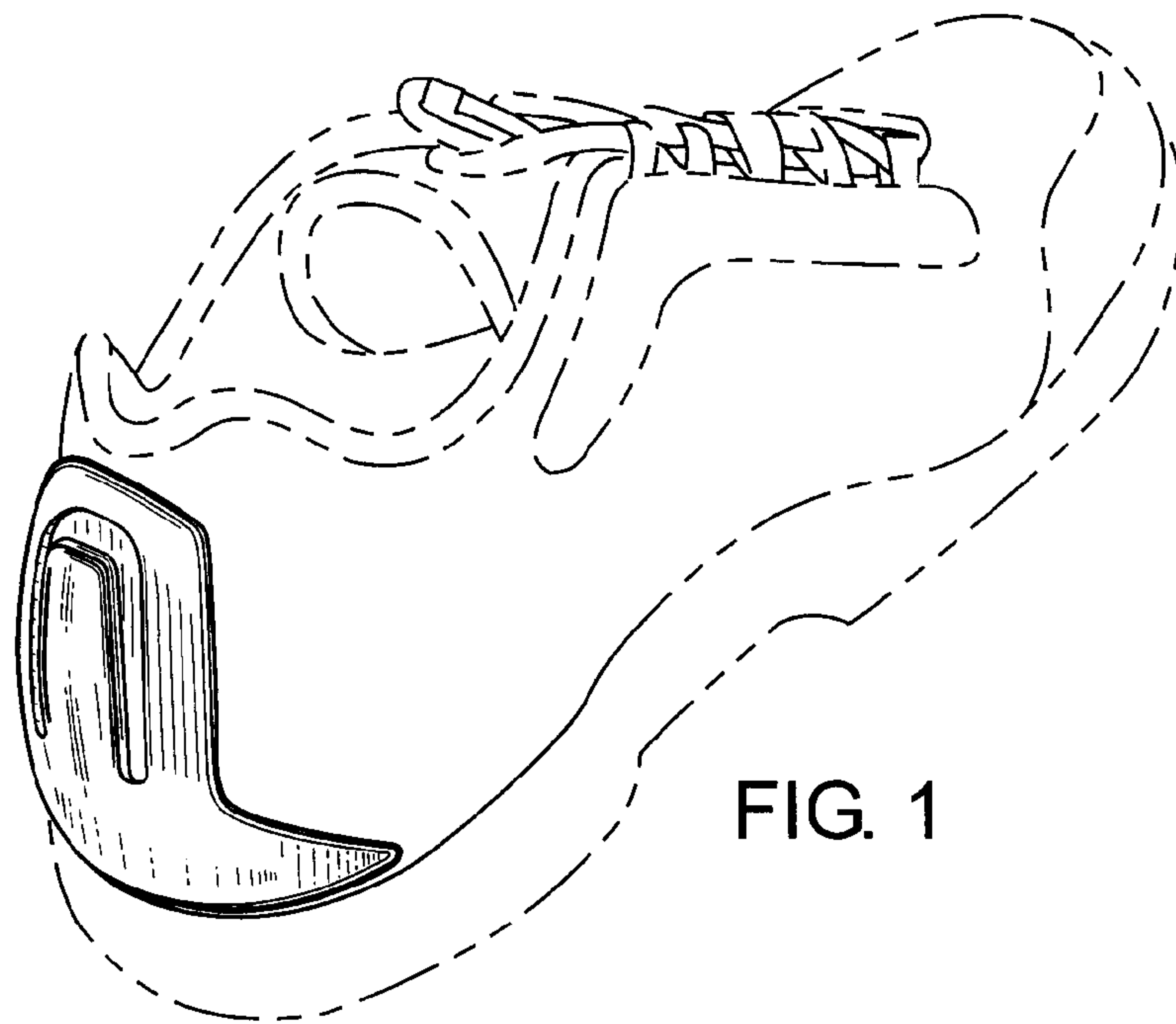


FIG. 1

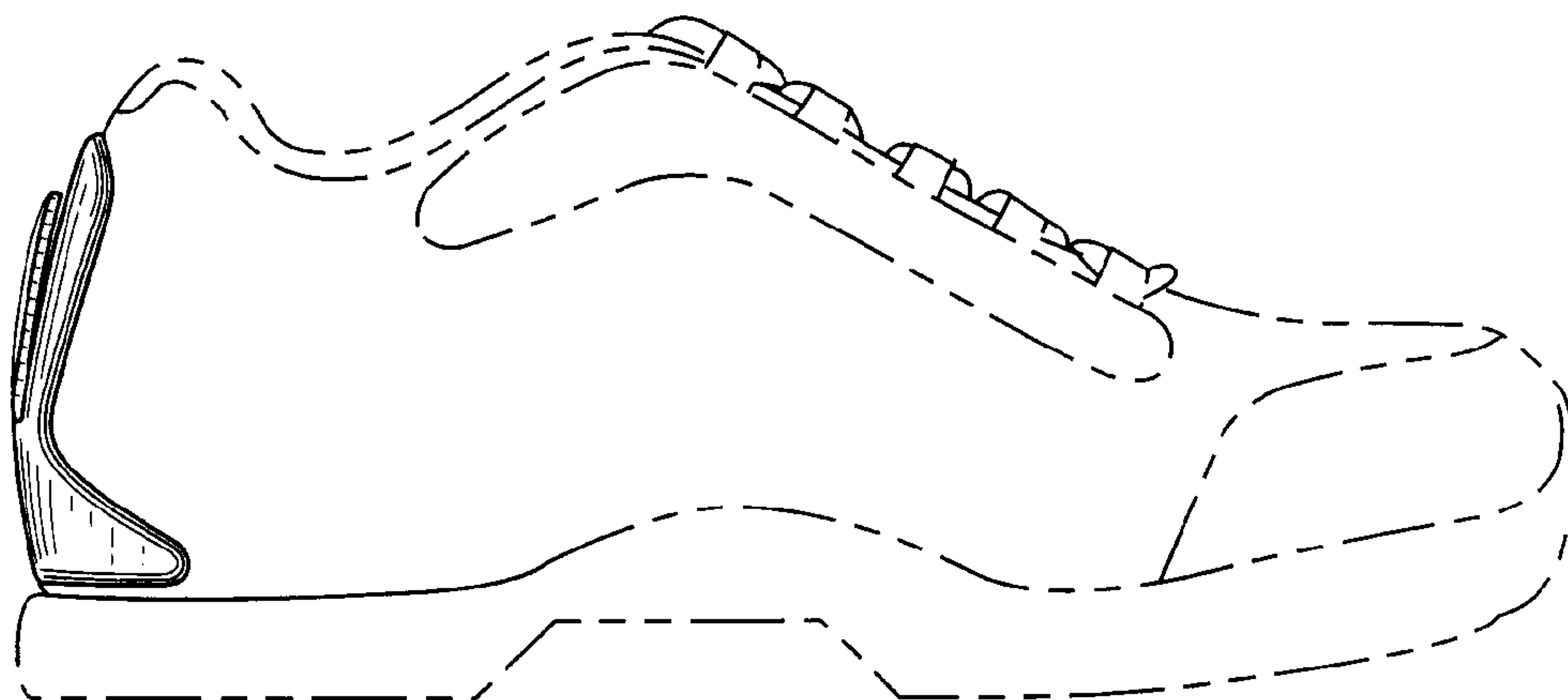


FIG. 2

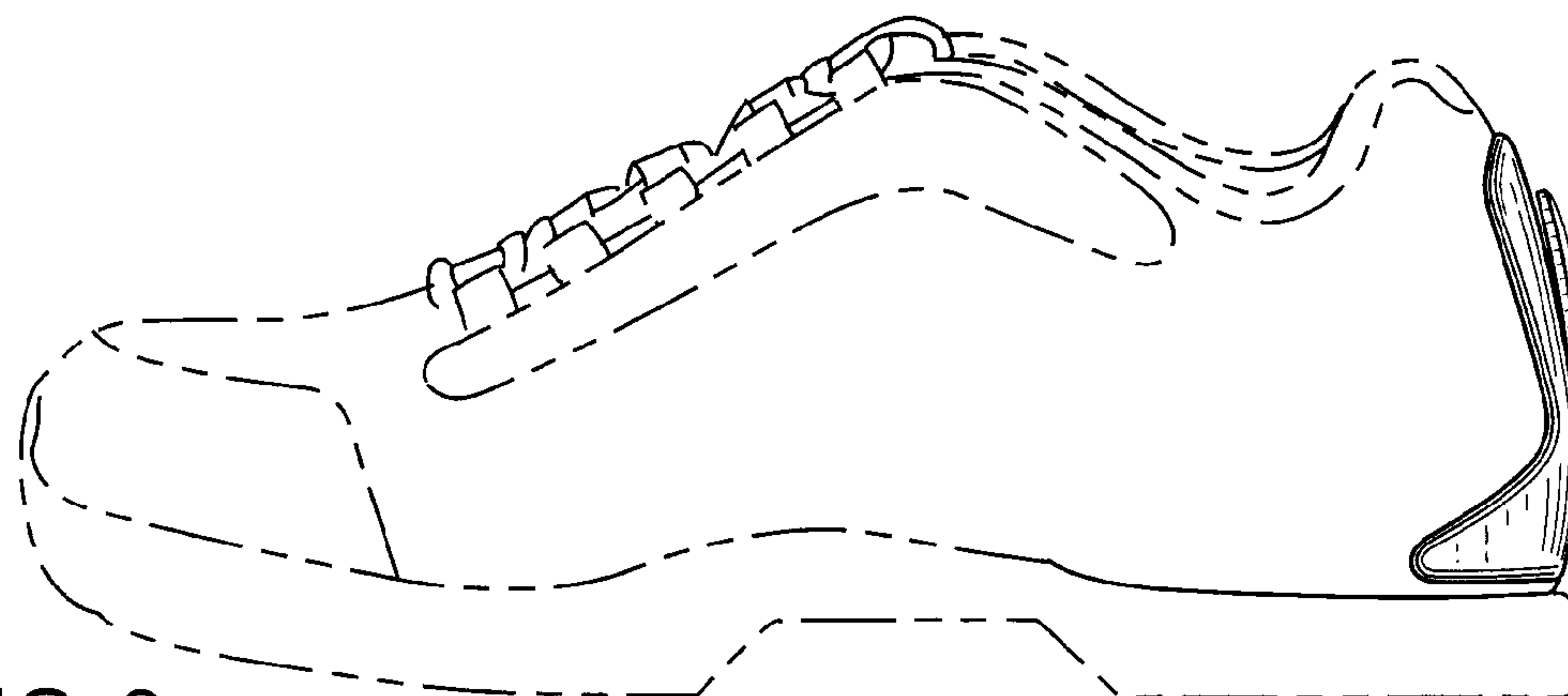


FIG. 3

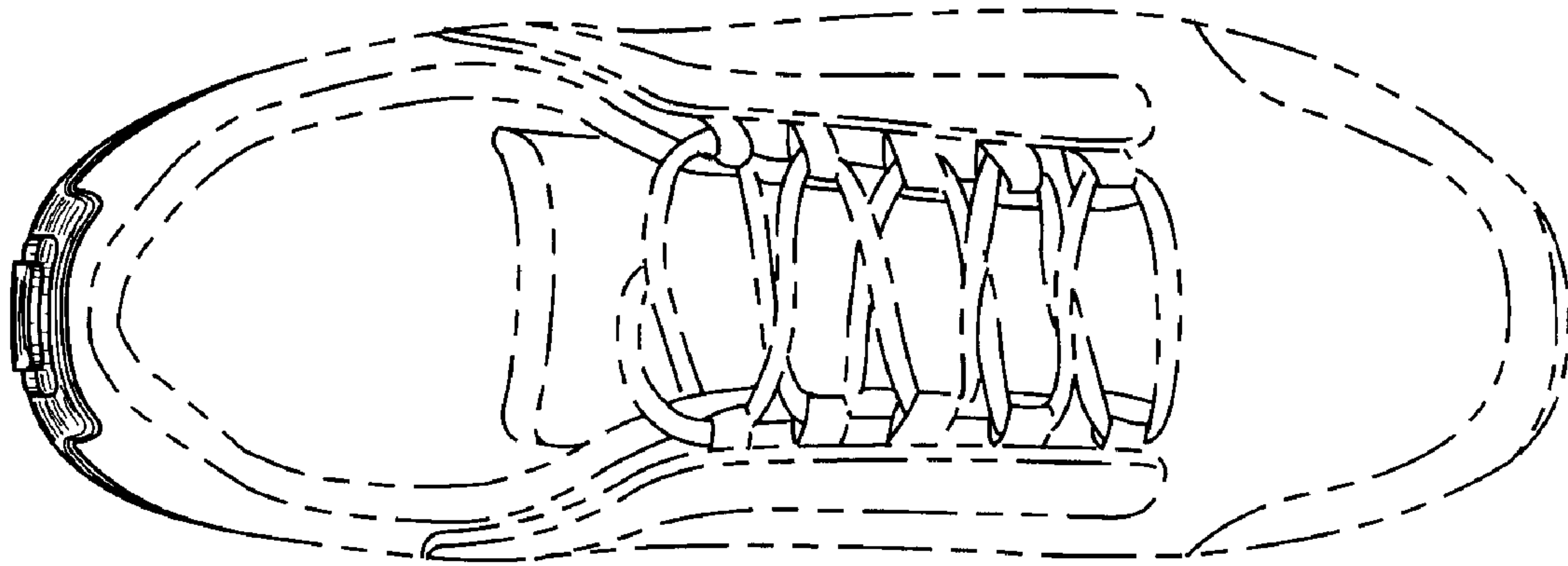


FIG. 4

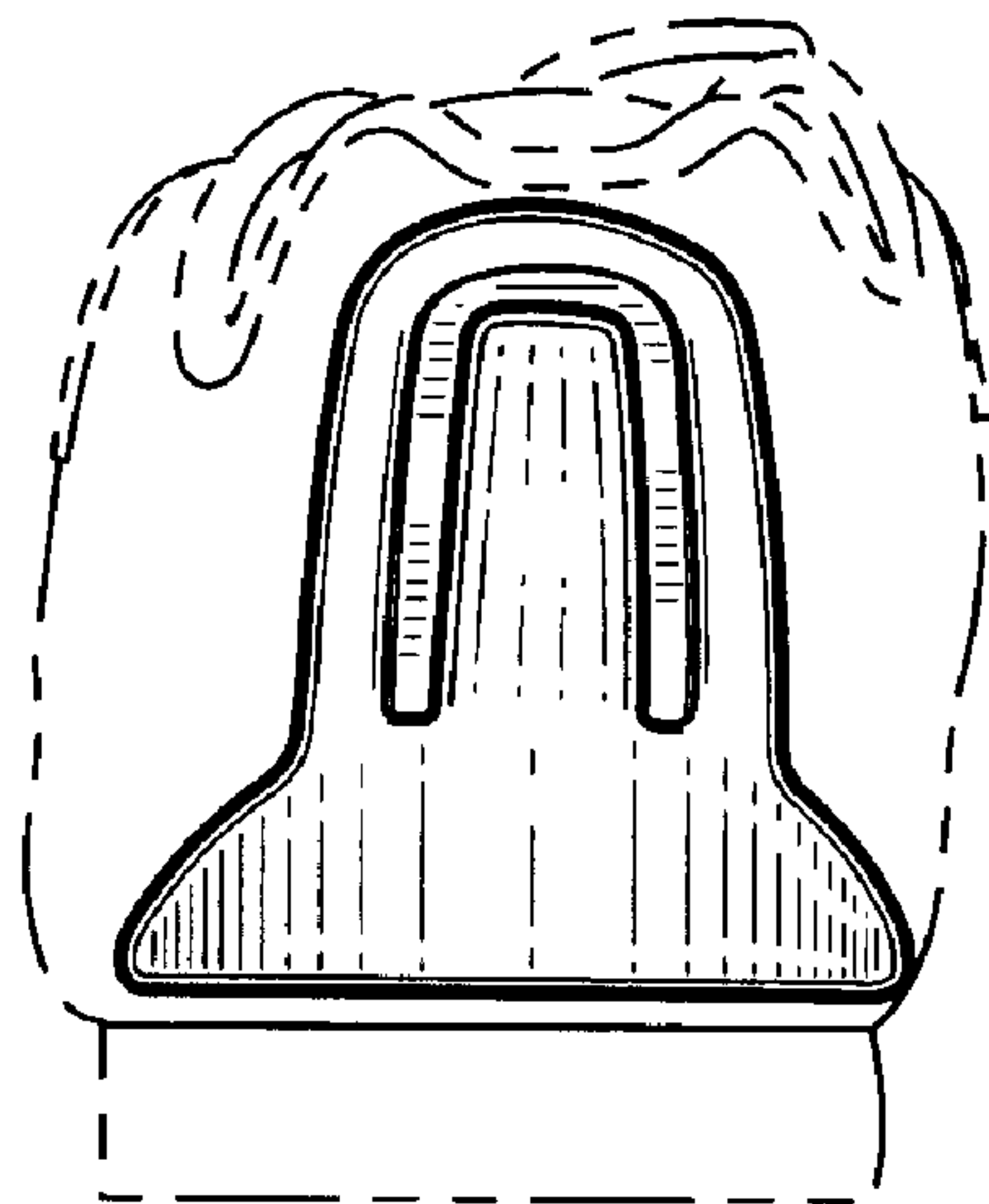


FIG. 5