



US00D536515S

(12) **United States Design Patent**
Koyess et al.

(10) **Patent No.:** **US D536,515 S**
(45) **Date of Patent:** **** Feb. 13, 2007**

(54) **SKATE ANKLE**

2004/0016150 A1 1/2004 Labonte et al.

(75) Inventors: **Philippe Koyess**, Montréal (CA); **Luc Vachon**, St-Jean-sur-Richelieu (CA)

FOREIGN PATENT DOCUMENTS

CA 2328569 10/2001

(73) Assignee: **Sport Maska, Inc.**, Westmount (CA)

OTHER PUBLICATIONS

(**) Term: **14 Years**

U.S. Appl. No. 29/212,801, filed Sep. 8, 2004.

(21) Appl. No.: **29/221,681**

* cited by examiner

(22) Filed: **Jan. 18, 2005**

Primary Examiner—Dominic Simone

(51) **LOC (8) Cl.** **02-99**

(52) **U.S. Cl.** **D2/946; D2/970; D2/972**

(58) **Field of Classification Search** D2/904,
D2/909, 910, 946, 970, 972; D21/761, 762;
36/113–116

(74) *Attorney, Agent, or Firm*—Timothy J. Keefer; Seyfarth Shaw

(57) **CLAIM**

See application file for complete search history.

The ornamental design for a skate ankle, as shown and described.

DESCRIPTION

(56) **References Cited**

FIG. 1 is a perspective view of the skate ankle showing our new design;

U.S. PATENT DOCUMENTS

5,342,070 A	8/1994	Miller	
D382,099 S	* 8/1997	Hoelt	D2/972
D391,059 S	* 2/1998	Lozano	D2/972
D391,743 S	3/1998	Brouillard et al.	
D402,327 S	12/1998	Aird et al.	
D473,703 S	4/2003	Labonte et al.	
6,804,901 B2	* 10/2004	Jobert et al.	36/115

FIG. 2 is a right side elevation view thereof;

FIG. 3 is a left side elevation view thereof;


FIG. 4 is a front elevation view thereof;

FIG. 5 is a top plan view thereof;

FIG. 6 is a rear elevation view thereof; and,

FIG. 7 is a bottom plan view thereof.

1 Claim, 7 Drawing Sheets



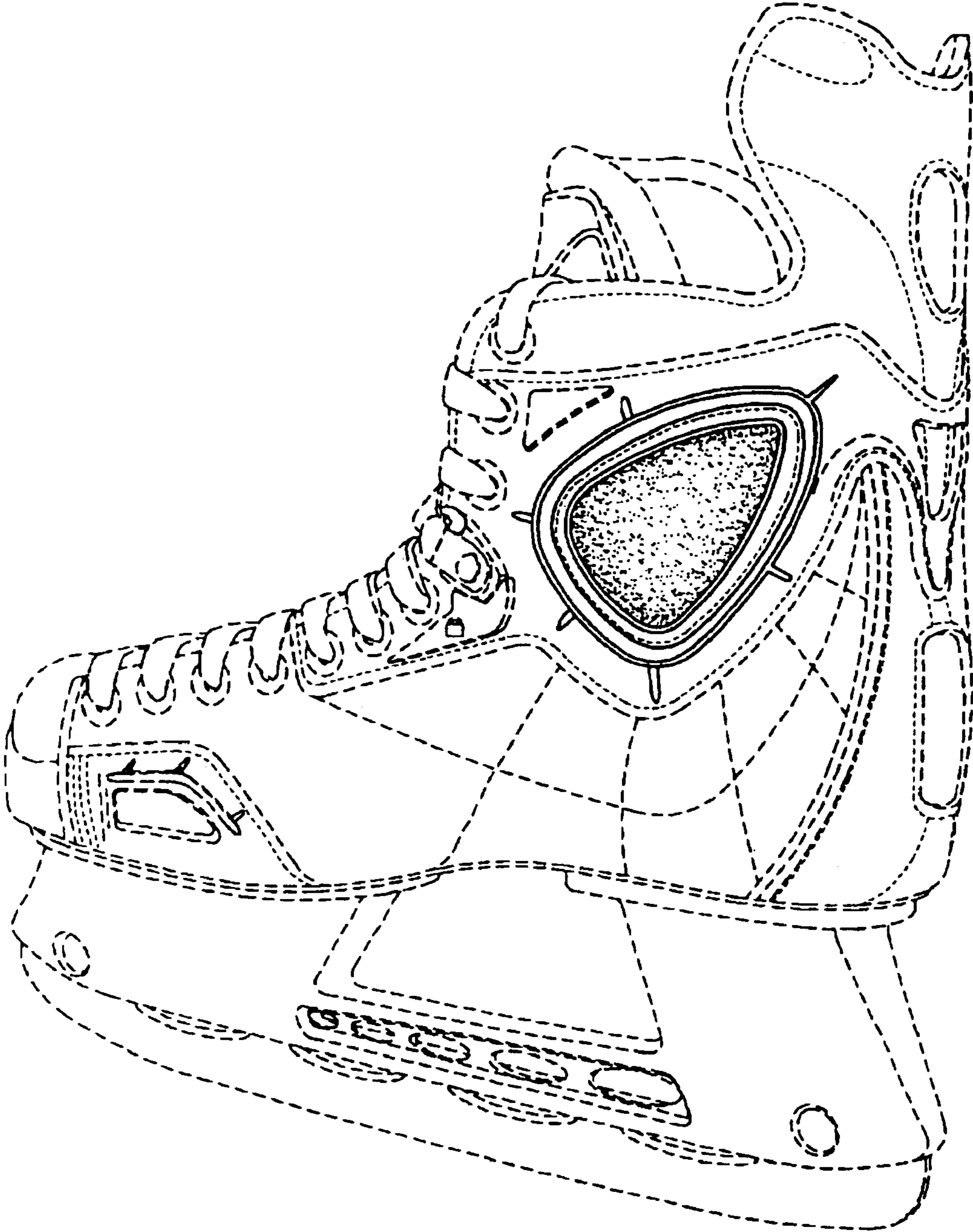


Fig. 1



Fig. 2



Fig. 3

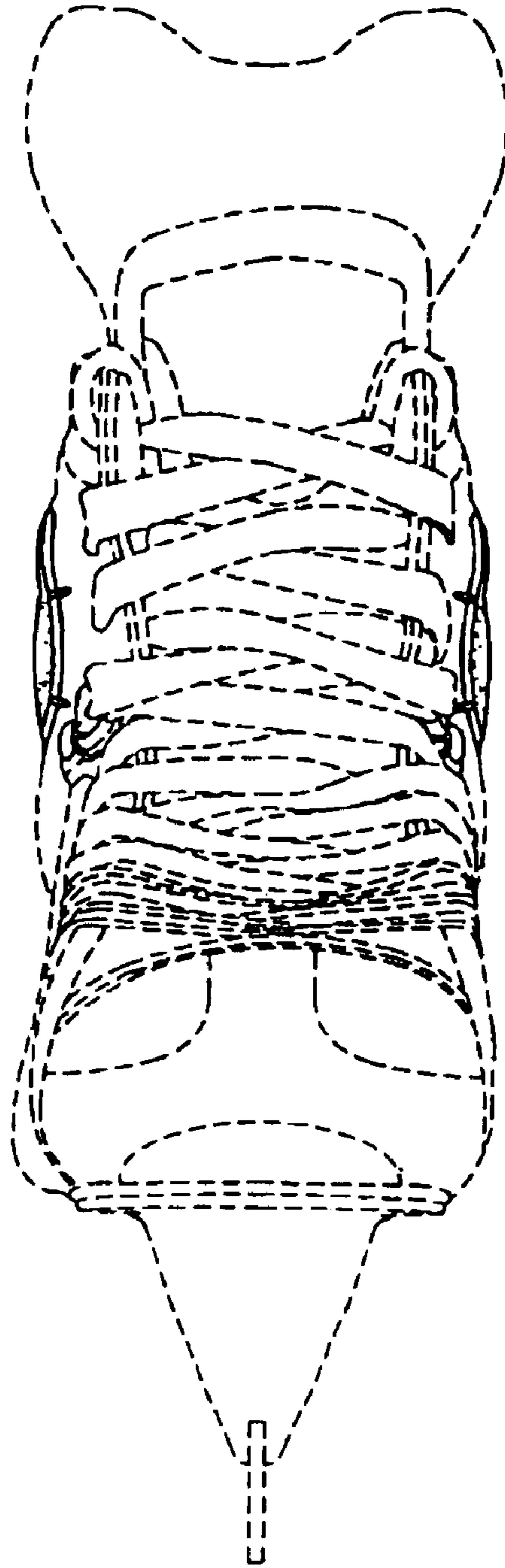


Fig. 4

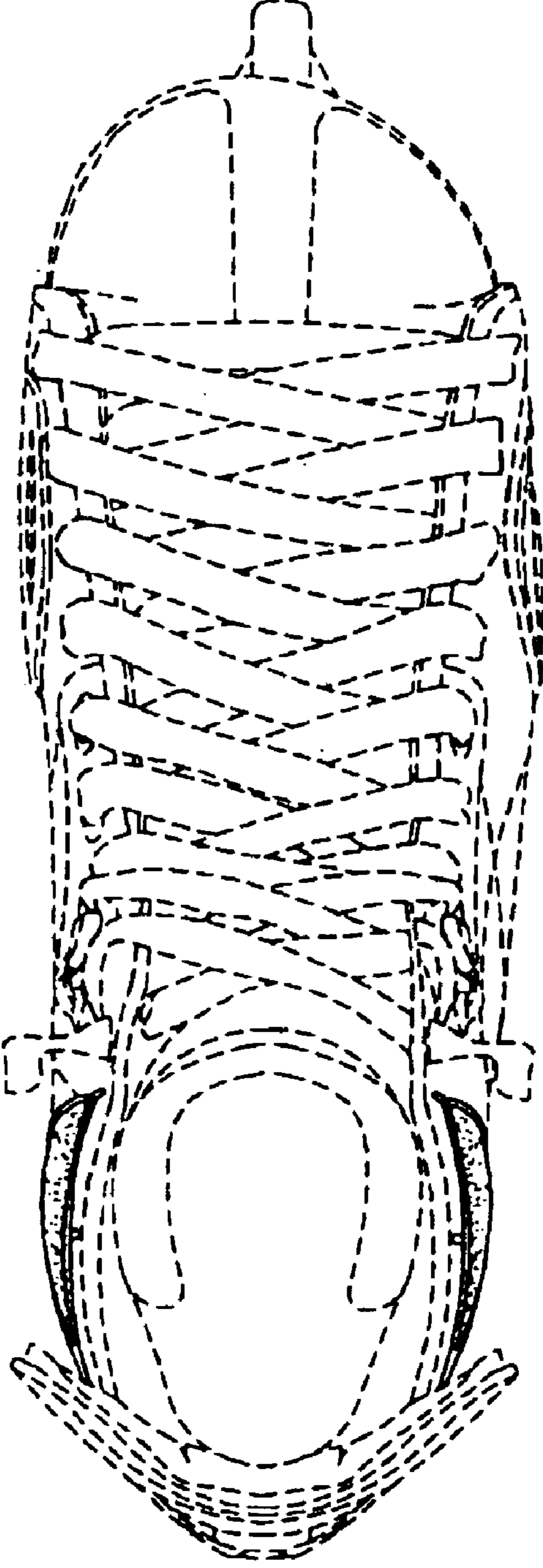


Fig. 5

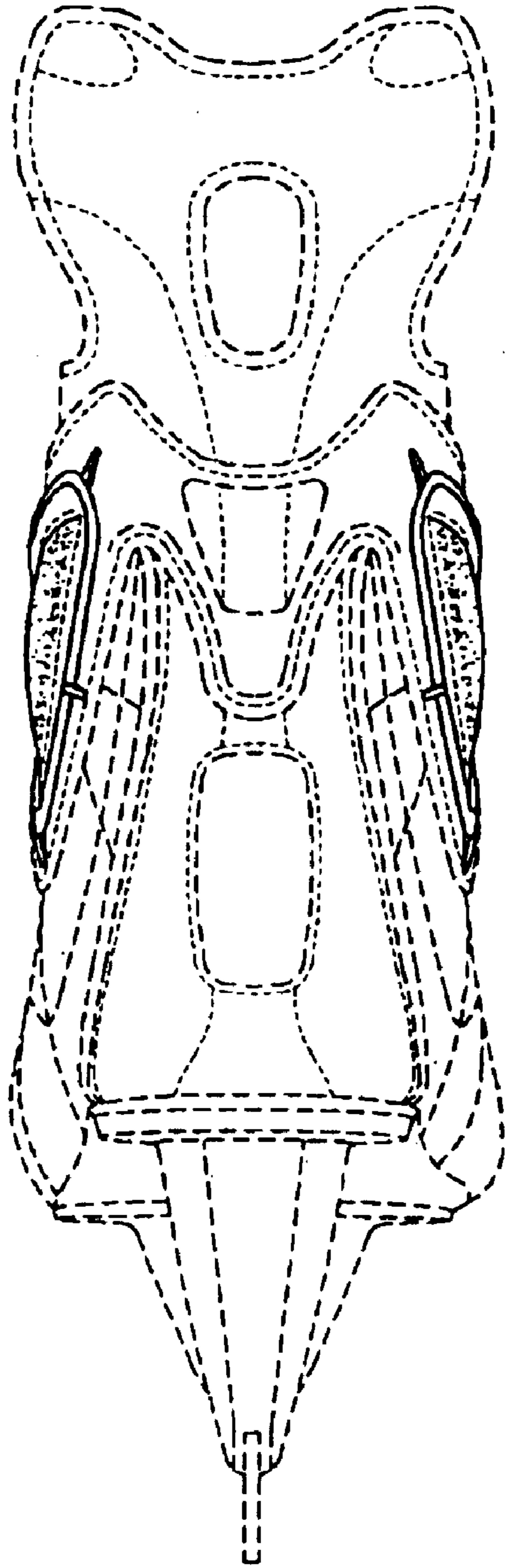


Fig. 6

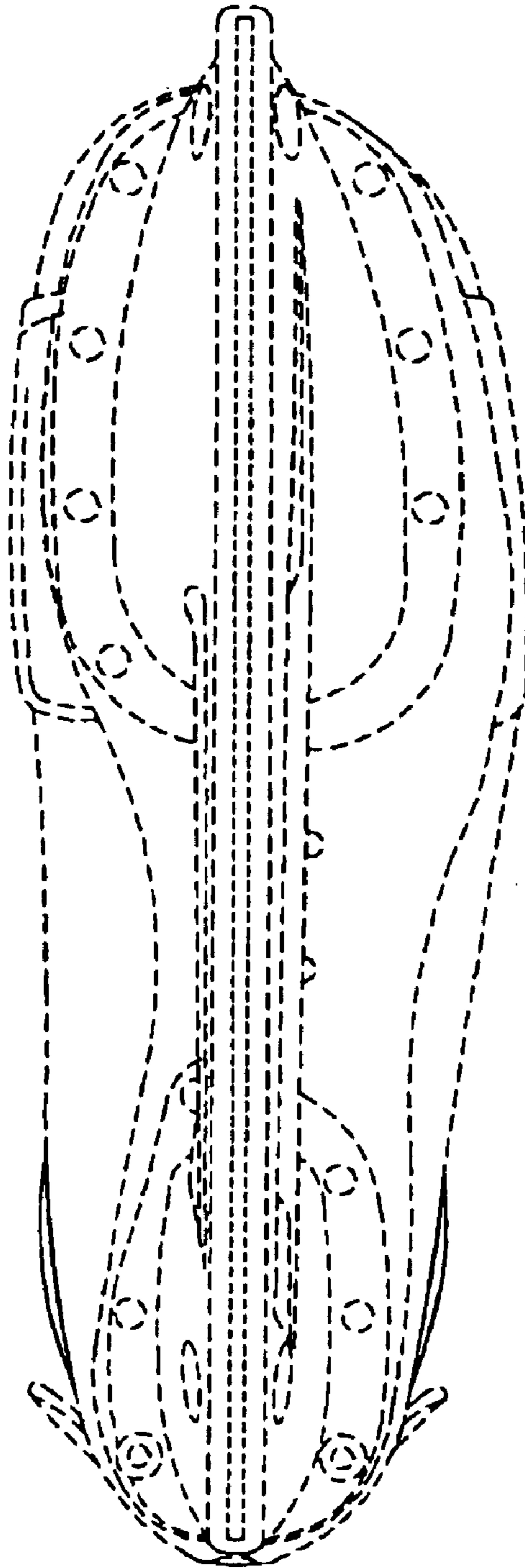


Fig. 7