



US00D536509S

(12) **United States Design Patent**
Lietz

(10) **Patent No.:** **US D536,509 S**

(45) **Date of Patent:** **** Feb. 13, 2007**

(54) **ABRASIVE HAND GLOVES FOR SANDING APPLICATIONS**

(76) Inventor: **Christopher C. Lietz**, 12804 Miramar Pl., Tampa, FL (US) 33625

(**) Term: **14 Years**

(21) Appl. No.: **29/253,909**

(22) Filed: **Feb. 15, 2006**

(51) **LOC (8) Cl.** **02-06**

(52) **U.S. Cl.** **D2/617**

(58) **Field of Classification Search** D32/43;
D30/158; D28/63; D29/113, 116, 116.3, 117.1,
D29/117.2, 123; D2/610, 616-621, 623;
D24/190; 2/1, 455, 16, 19-20, 162, 165-167,
2/159-160, 161.1, 161.2, 161.3, 161.4, 161.5,
2/161.6, 161.7, 161.8, 908, 917
See application file for complete search history.

(56) **References Cited**

U.S. PATENT DOCUMENTS

1,664,542 A * 4/1928 Douglass 2/161.6

4,038,787 A * 8/1977 Bianchi D29/117.1
D294,984 S * 3/1988 Green D29/117.1
D344,369 S * 2/1994 Brown D29/117.1
6,185,747 B1 * 2/2001 Hughes 2/161.6
2003/0140395 A1 * 7/2003 Newcomb 2/160

* cited by examiner

Primary Examiner—Robert A. Delehanty

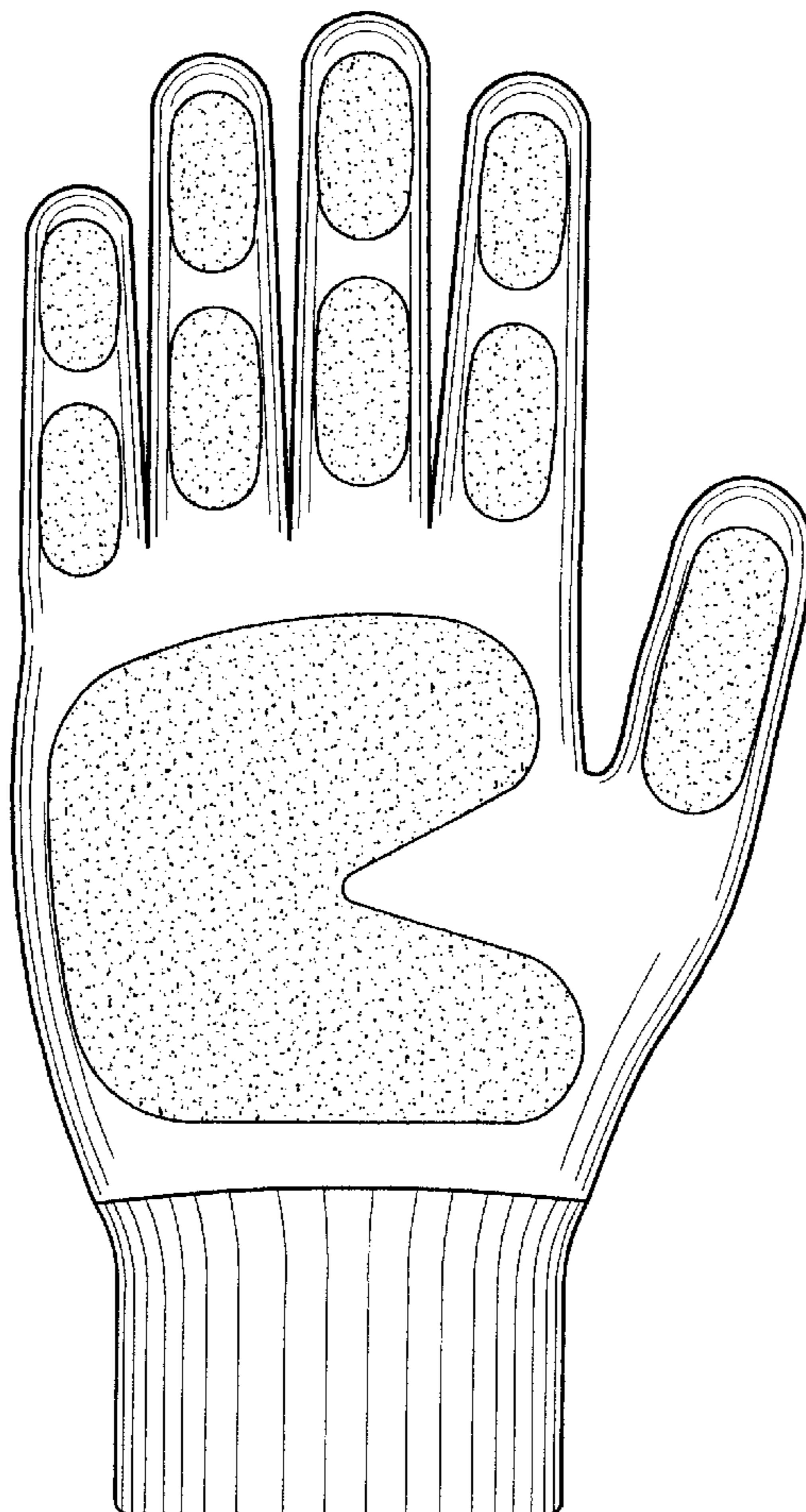
(57) **CLAIM**

The ornamental design for an abrasive hand gloves for sanding applications, as shown and described.

DESCRIPTION

FIG. 1 is a front elevational view of an abrasive hand gloves for sanding applications showing my new design;
FIG. 2 is a rear elevational view thereof;
FIG. 3 is a right side elevational view thereof;
FIG. 4 is a left side elevational thereof;
FIG. 5 is a top plan view thereof; and,
FIG. 6 is a bottom plan view thereof.

1 Claim, 2 Drawing Sheets



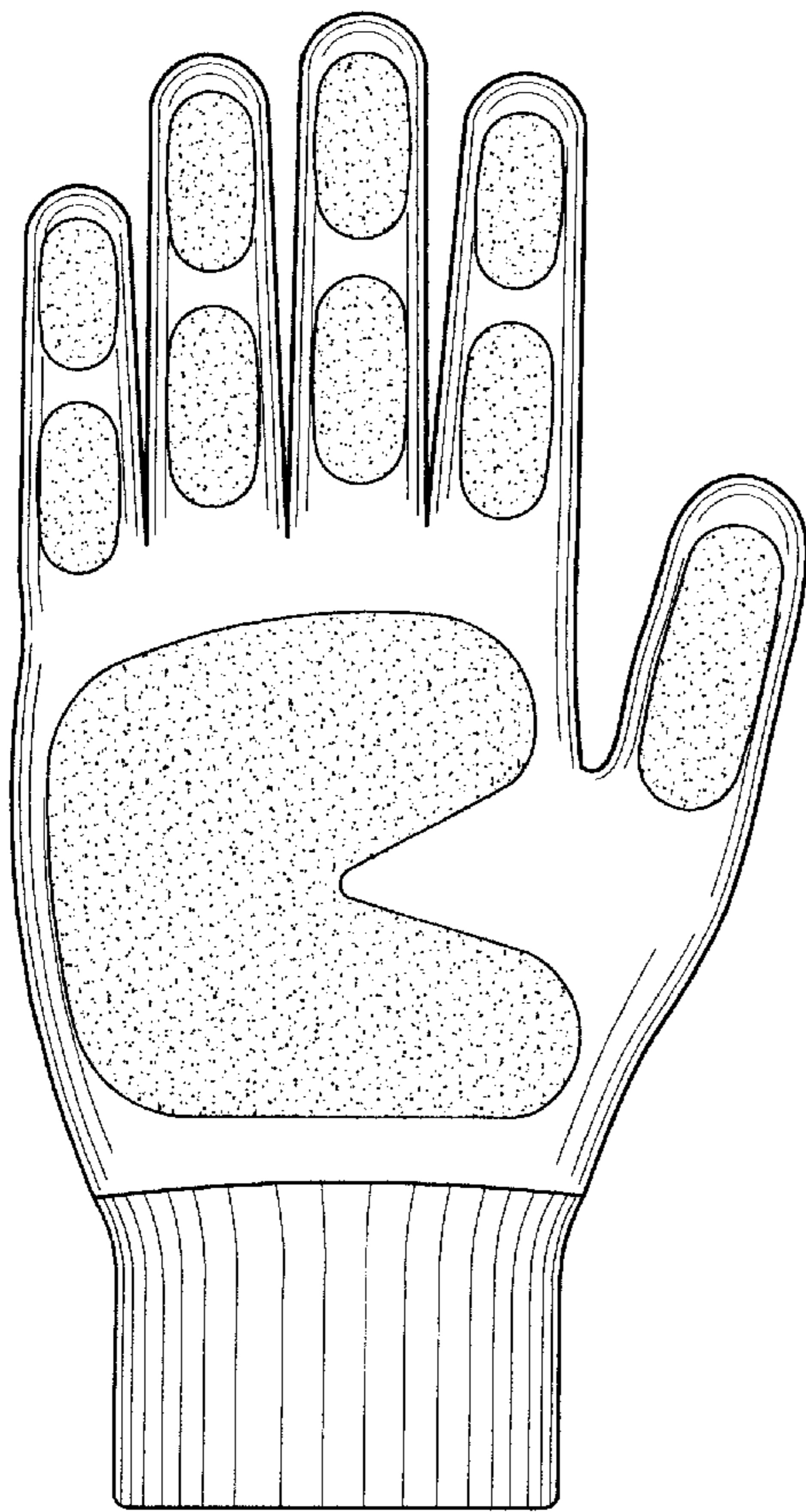


FIG. 1

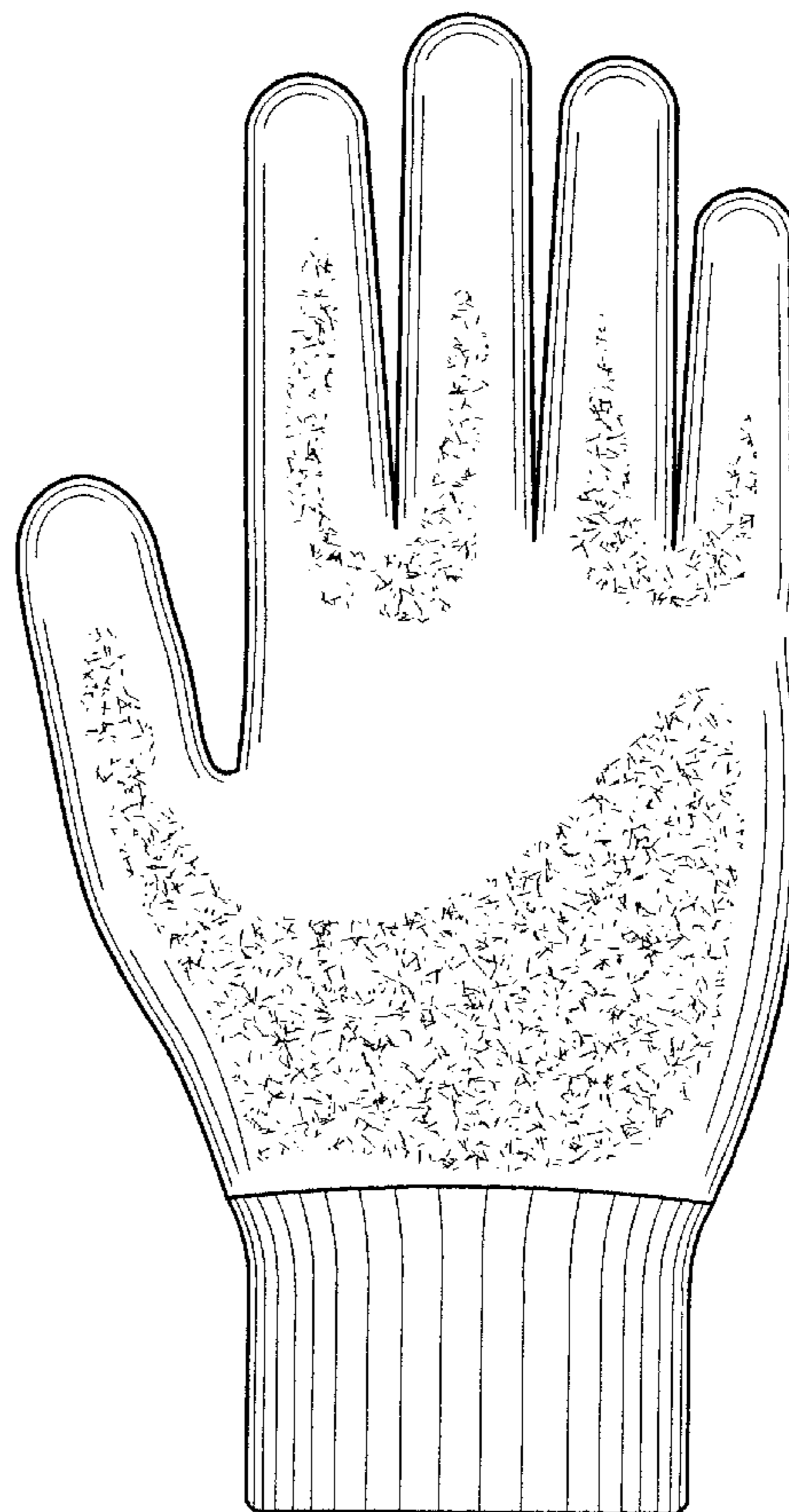


FIG. 2



FIG. 3




FIG. 4



FIG. 5



FIG. 6