



US00D536494S

(12) **United States Design Patent**  
**Porter et al.**

(10) **Patent No.:** **US D536,494 S**

(45) **Date of Patent:** **\*\* Feb. 6, 2007**

(54) **LIGHTING FOR A SUCTION NOZZLE**

(75) Inventors: **John Charles Porter**, Alliance, OH (US); **Kevin Earl Scheifele**, Tallmadge, OH (US); **Gilberto Cavada, Jr.**, Melrose Park, IL (US); **Jean Ellen Kiple**, Lake Villa, IL (US); **Frank Thomas Poggio**, Lincolnshire, IL (US)

(73) Assignee: **The Hoover Company**, North Canton, OH (US)

(\*\*) Term: **14 Years**

(21) Appl. No.: **29/229,509**

(22) Filed: **May 9, 2005**

(51) **LOC (8) Cl.** ..... **15-05**

(52) **U.S. Cl.** ..... **D32/31**

(58) **Field of Classification Search** ..... D32/17, D32/31-33, 38-39; 15/321-322, 324, 325, 15/327.5, 329, 414, 415.1, 416, 418-422, 15/422.1, 354, 363, 366, 334, 338, 41.1; 362/91; 43/139; 134/113; D26/29, 34-35, D26/51, 139

See application file for complete search history.

(56) **References Cited**

**U.S. PATENT DOCUMENTS**

D392,779 S \* 3/1998 Fedorka et al. .... D32/31

D431,887 S \* 10/2000 Bradd et al. .... D32/31  
D445,206 S \* 7/2001 Wareham ..... D26/28  
D445,517 S \* 7/2001 McGill et al. .... D26/28  
D445,923 S \* 7/2001 Bradd ..... D26/28  
D449,701 S \* 10/2001 Wareham ..... D26/28  
D455,851 S \* 4/2002 Wareham ..... D26/28  
D468,875 S \* 1/2003 Alford et al. .... D32/32  
6,672,735 B2 \* 1/2004 Dilger et al. .... 362/91  
D524,002 S \* 6/2006 Worwag ..... D32/32

\* cited by examiner

*Primary Examiner*—Ruth McInroy

(74) *Attorney, Agent, or Firm*—A. Burgess Lowe, Esq.; Michael J. Corrigan, Esq.

(57) **CLAIM**

We claim the ornamental design for a lighting for a suction nozzle, as shown and described.

**DESCRIPTION**

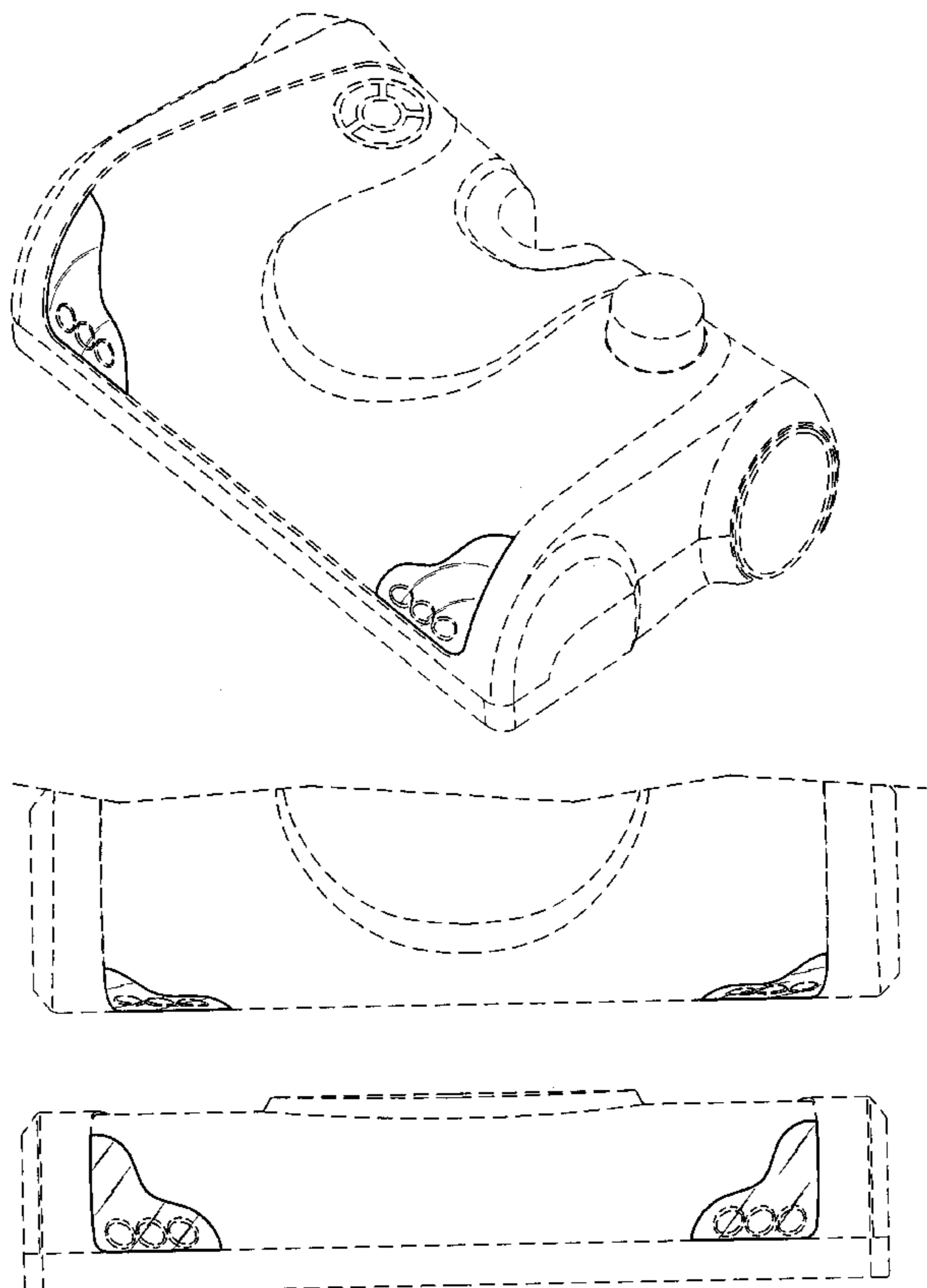
FIG. 1 is a perspective view of lighting for a suction nozzle showing our new design;

FIG. 2 is a top view thereof; and,

FIG. 3 is a front view thereof.

The portions of the suction nozzle shown in broken lines are for illustrative purposes only and form no part of the claimed design.

**1 Claim, 2 Drawing Sheets**



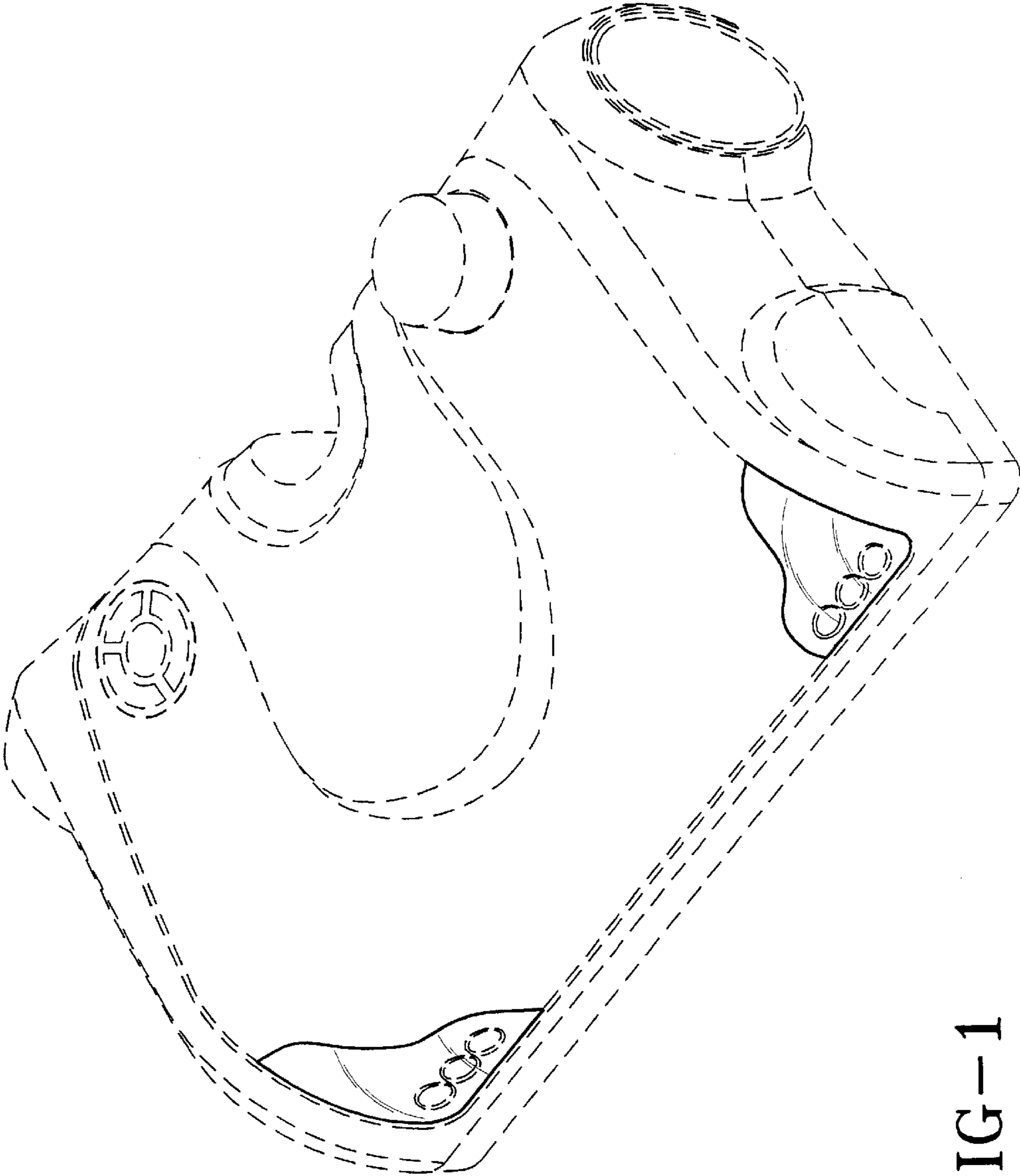


FIG-1

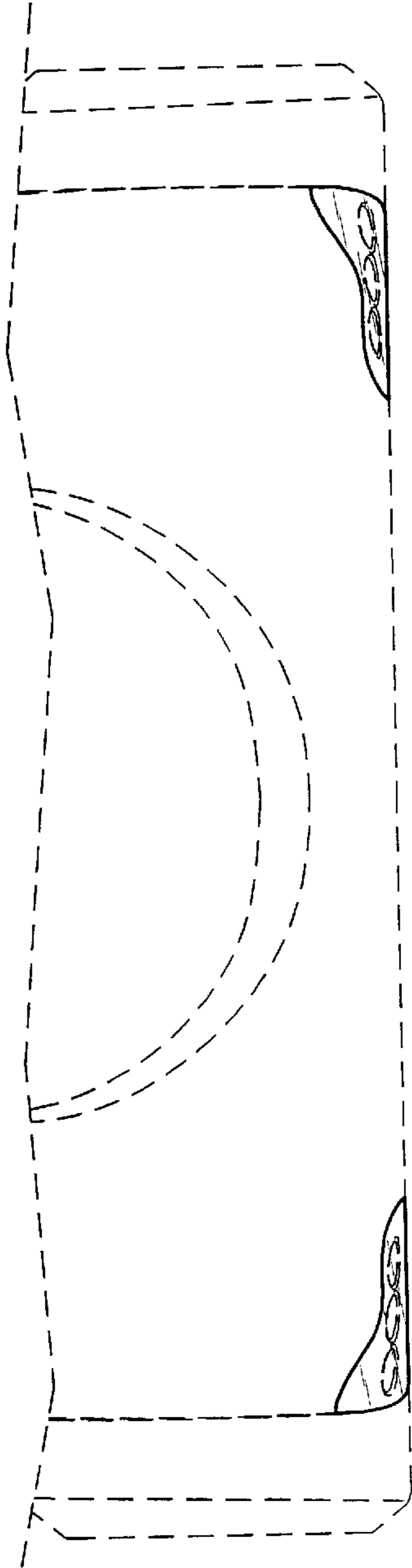


FIG-2




FIG-3