



US00D536484S

(12) **United States Design Patent**  
**O'Connell**

(10) **Patent No.:** **US D536,484 S**

(45) **Date of Patent:** **\*\* Feb. 6, 2007**

(54) **HAIRBAND**

(76) Inventor: **Jennifer O'Connell**, 116 Main St.,  
Irvington, NY (US) 10553

(\*\*) Term: **14 Years**

(21) Appl. No.: **29/235,777**

(22) Filed: **Aug. 5, 2005**

(51) **LOC (8) Cl.** ..... **28-03**

(52) **U.S. Cl.** ..... **D28/41**

(58) **Field of Classification Search** ..... D28/25,  
D28/32, 33, 39, 40, 41, 43; D2/865; D11/184,  
D11/202; 132/101, 126, 130, 131, 144, 148,  
132/219, 273-284; 428/4, 5  
See application file for complete search history.

(56) **References Cited**

**U.S. PATENT DOCUMENTS**

1,410,533	A	*	3/1922	Platt	.....	2/338
1,589,677	A	*	6/1926	Bisch	.....	2/320
1,636,107	A	*	7/1927	Namiot	.....	2/300
1,687,817	A	*	10/1928	Wilson	.....	24/309
1,765,965	A	*	6/1930	Cohen	.....	2/311
2,004,623	A	*	6/1935	Yohe	.....	15/230.1
2,410,212	A	*	10/1946	Heilbronner	.....	2/111
5,215,791	A	*	6/1993	Davignon	.....	428/5
5,643,643	A	*	7/1997	Bernstein	.....	428/5
5,758,671	A	*	6/1998	Thim	.....	132/273
5,893,376	A		4/1999	Glassberg		
6,269,488	B1		8/2001	Jurgensen et al.		
6,830,054	B1		12/2004	Ross-Kuehn		

**OTHER PUBLICATIONS**

Simply Pillows, Seldon Linda J., Sunset Book Inc. 1998, p.  
114, Gather—'For zig-zag adjustable gathers, . . . '\*

\* cited by examiner

*Primary Examiner*—Caron D. Veynar

*Assistant Examiner*—Zenya I. Bennett

(74) *Attorney, Agent, or Firm*—Marguerite Del Valle

(57) **CLAIM**

I claim the ornamental design for a hairband, as shown and  
described.

**DESCRIPTION**

FIG. 1 is a front left perspective view of the new ornamental  
hairband of the present invention;

FIG. 2 is a top plan view thereof, the bottom plan view is  
identical thereto;

FIG. 3 is a right side elevational view thereof, the left side  
elevational view is a mirror image thereof;

FIG. 4 is a rear elevational view thereof;


FIG. 5 is a top front perspective view of an alternative  
embodiment of the present invention;

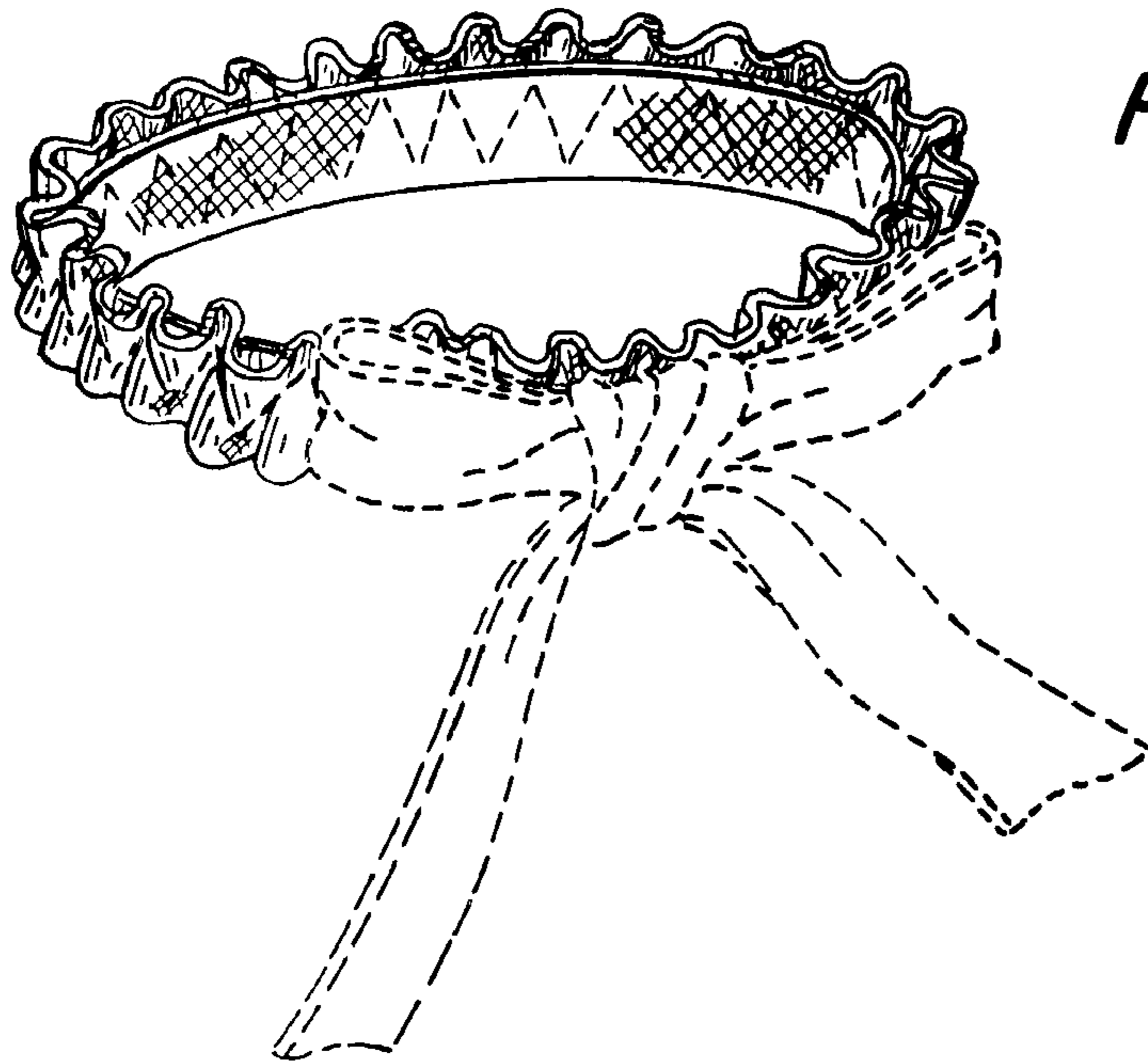
FIG. 6 is a front elevational view thereof, the left side, right  
side, and rear elevational view are identical thereto; and,

FIG. 7 is a top plan view thereof, the bottom plan view is  
identical thereto.

The broken lines in the drawing are for illustrative purposes  
only and form no part of the claimed design.


**1 Claim, 4 Drawing Sheets**



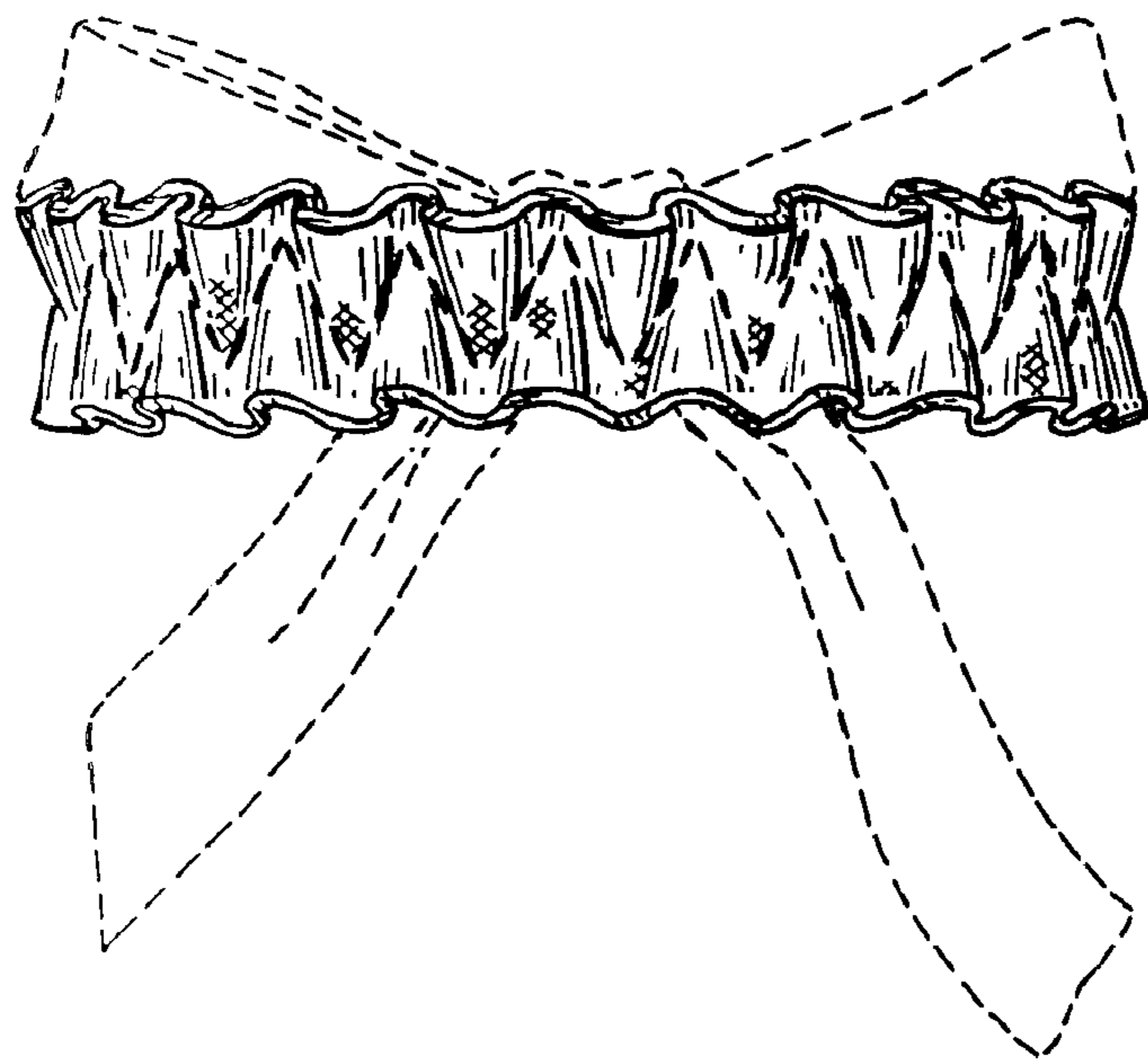
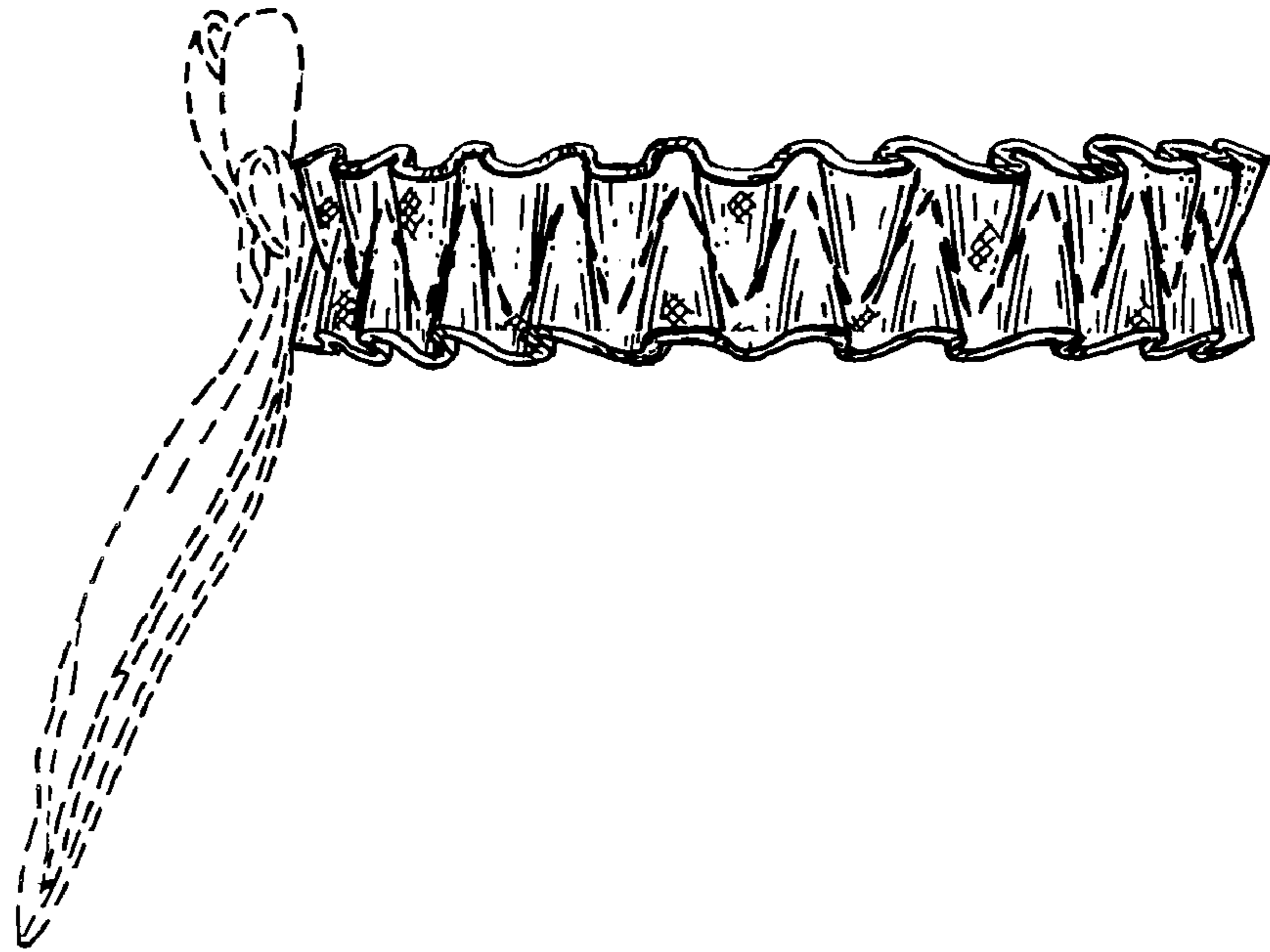


*FIG. 1*

*FIG. 2*



*FIG. 3*



*FIG. 4*

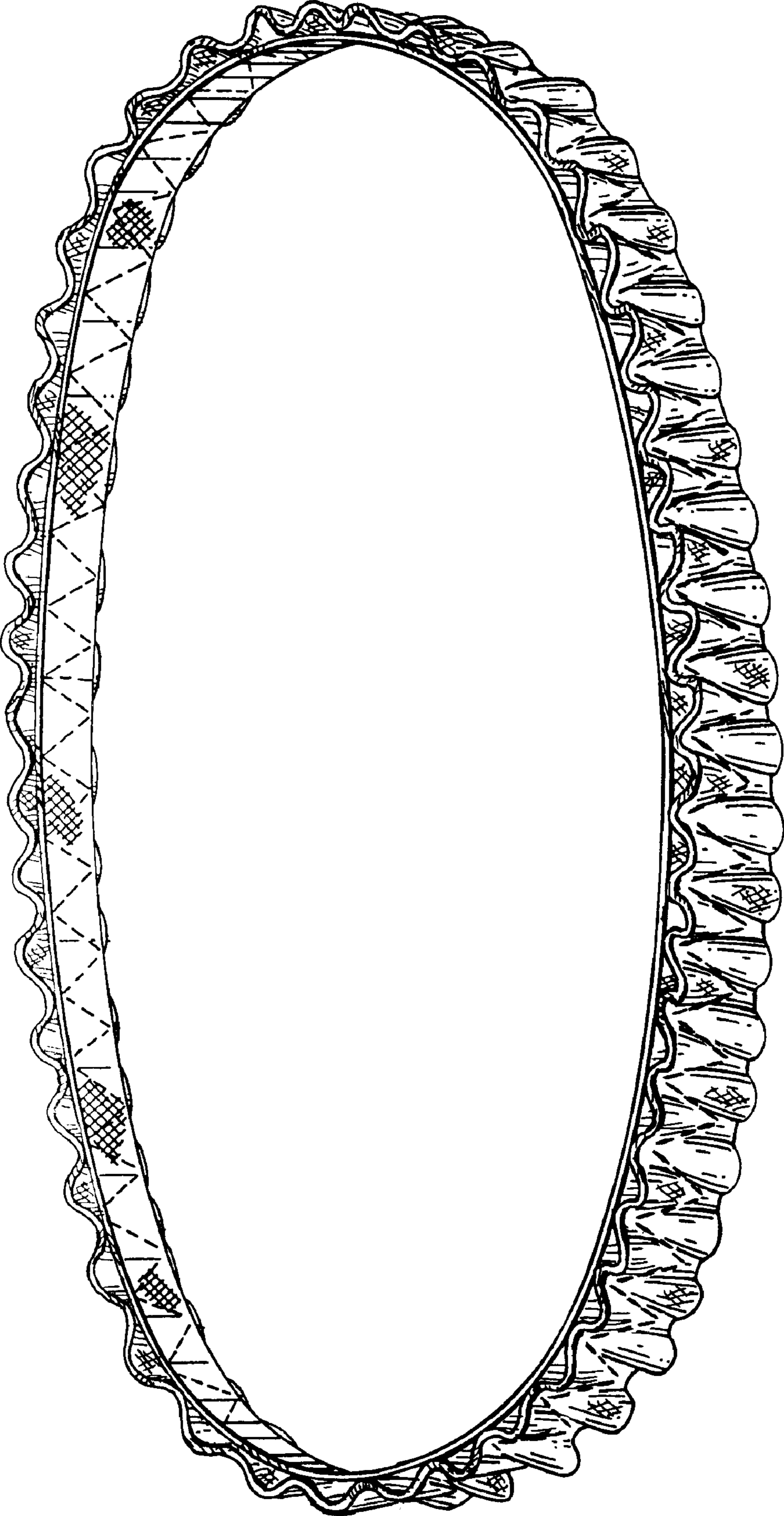


FIG. 5

*FIG. 6*



*FIG. 7*

