



US00D536479S

(12) **United States Design Patent** (10) **Patent No.:** **US D536,479 S**  
**Rugee** (45) **Date of Patent:** **\*\* Feb. 6, 2007**

(54) **LIGHTING FIXTURE CRYSTALS**

(75) Inventor: **Todd B. Rugee**, San Francisco, CA (US)

(73) Assignee: **Boyd Lighting Fixture Company**, San Francisco, CA (US)

(\*\*) Term: **14 Years**

(21) Appl. No.: **29/242,888**

(22) Filed: **Nov. 16, 2005**

**Related U.S. Application Data**

(63) Continuation of application No. 29/174,446, filed on Jan. 17, 2003.

(51) **LOC (8) Cl.** ..... **26-99**

(52) **U.S. Cl.** ..... **D26/137**

(58) **Field of Classification Search** ..... D26/137,  
D26/138, 128, 25, 72, 152, 154, 81, 145;  
362/431, 432, 806, 147; D11/131, 121; 392/364;  
428/8

See application file for complete search history.

(56) **References Cited**

**U.S. PATENT DOCUMENTS**

D51,022 S	7/1917	Mohr	.....	D26/90
D67,839 S	* 7/1925	Krause	.....	D26/80
D70,385 S	6/1926	Rosenblatt	.....	D26/88
2,117,137 A	5/1938	Blatz	.....	59/78.1
2,753,445 A	7/1956	Thomas et al.	.....	240/78
D193,275 S	7/1962	Atkin	.....	D26/87

(Continued)

**OTHER PUBLICATIONS**

John Sweet Sr., Untitled light fixture, displayed at the Dallas Fairmont Hotel in the Pyramid Room, about 1964.

(Continued)

*Primary Examiner*—Freda Nunn

*Assistant Examiner*—Kevin K. Rudzinski

(74) *Attorney, Agent, or Firm*—Heslin Rothenberg Farley & Mesiti P.C.

(57) **CLAIM**

The ornamental design for lighting fixture crystals, as shown and described.

**DESCRIPTION**

This application is a continuation of commonly assigned, co-pending U.S. Design patent application Ser. No. 29/174,442, filed on Jan. 17, 2003, and entitled “Lighting Fixture”, the entire subject matter of which is incorporated herein by reference. The application is also related to commonly assigned, co-pending U.S. Design patent application Ser. No. 29/174,446, filed on Jan. 17, 2003, entitled “Lighting Fixture”, and related to commonly assigned and co-filed U.S. patent application Ser. No. 29/242,888, entitled “Lighting Fixture Crystals”.

FIG. 1 is a perspective view of a first embodiment of lighting fixture crystals in accordance with the new design;

FIG. 2 is a front elevational view thereof, a rear view being a mirror image thereof;

FIG. 3 is a right side elevational view thereof;

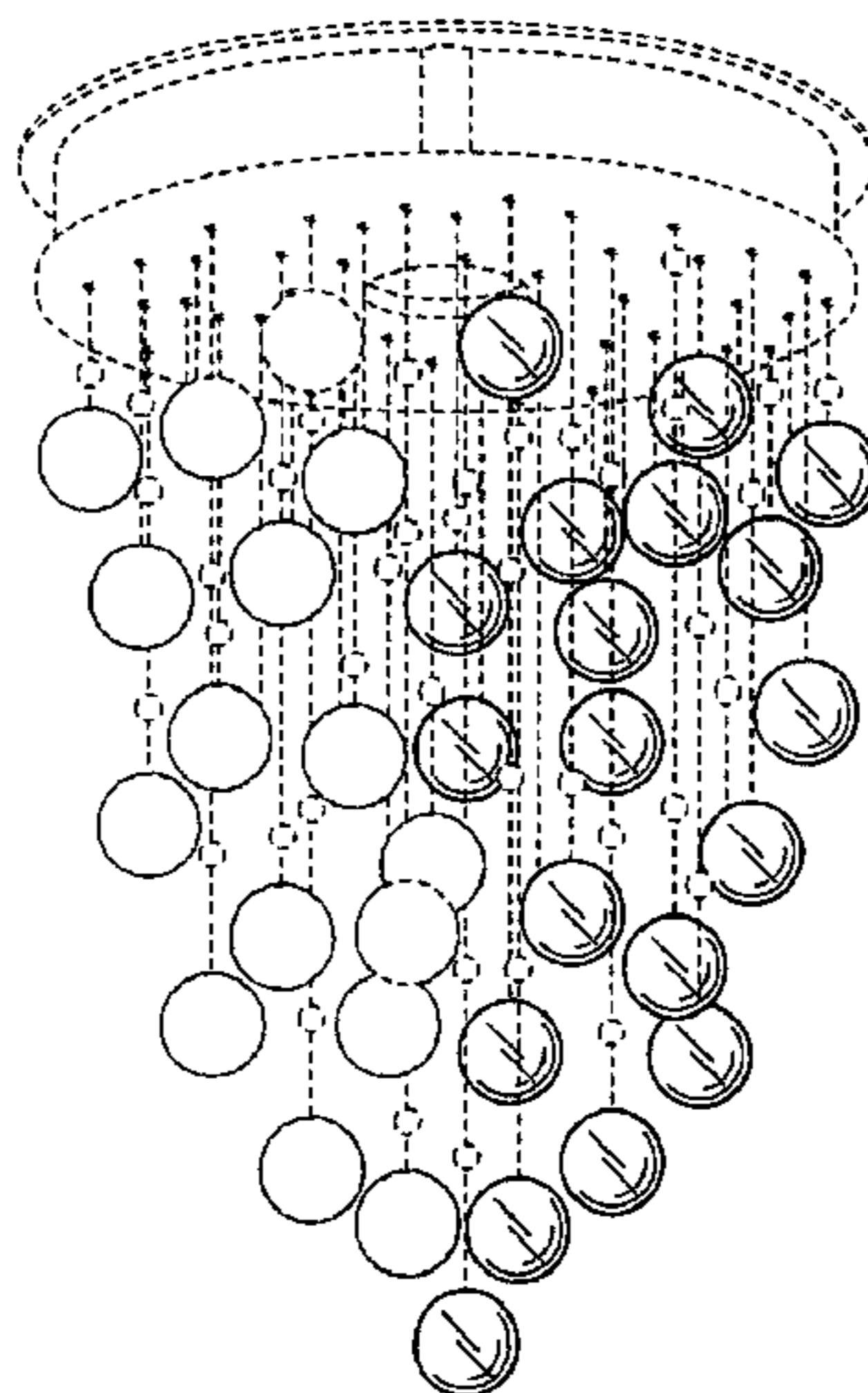
FIG. 4 is a bottom view thereof;

FIG. 5 is a perspective view of a second alternative embodiment of a lighting fixture crystals in accordance with the new design; and

FIG. 6 is a perspective view of a third alternative embodiment of lighting fixture crystals in accordance with the new design;

The broken lines in the drawings are for illustrative purposes only and form no part of the claimed design.

**1 Claim, 6 Drawing Sheets**



U.S. PATENT DOCUMENTS

D198,539	S	*	6/1964	Freed	.....	D26/70
3,212,713	A		10/1965	Chatten	.....	239/17
D206,019	S		10/1966	Walz	.....	D26/87
D226,532	S	*	3/1973	Ishii	.....	D26/84
D237,001	S	*	9/1975	Von Serda	.....	D26/137
3,943,353	A		3/1976	Tada	.....	362/404
3,979,584	A		9/1976	Fossati	.....	362/405
4,273,405	A		6/1981	Law	.....	339/94 R
D265,513	S		7/1982	Thurston	.....	D26/85
4,634,307	A		1/1987	Gnaedinger et al.	.....	403/194
4,676,573	A		6/1987	Norman	.....	439/318
D297,694	S		9/1988	Rose et al.	.....	D6/566
4,789,759	A		12/1988	Jones	.....	174/65
4,965,701	A	*	10/1990	Voland	.....	362/565
5,104,082	A		4/1992	Bayer	.....	248/303
5,181,777	A		1/1993	Segill et al.	.....	362/405
D335,543	S		5/1993	Sessions	.....	D26/51
5,241,460	A		8/1993	Schonbek	.....	362/405
5,285,364	A		2/1994	Bayer	.....	362/405
5,317,493	A		5/1994	Muller et al.	.....	362/407
5,339,618	A		8/1994	Sawyer	.....	59/93
5,567,046	A		10/1996	Lucas	.....	362/405
D382,663	S		8/1997	Barry	.....	D26/72
D387,448	S	*	12/1997	Barthelmess	.....	D26/25
5,773,758	A		6/1998	Coutureau et al.	.....	174/65 R
5,868,490	A		2/1999	Barthelmess	.....	362/806
6,126,305	A		10/2000	Swarovski	.....	362/565
6,155,526	A		12/2000	Brown	.....	248/303
D441,903	S		5/2001	Gilardi	.....	D26/92
6,317,632	B1		11/2001	Krig et al.	.....	607/14
D461,142	S	*	8/2002	Capstick	.....	D11/121
D464,759	S		10/2002	Thompson	.....	D26/89
6,517,223	B2		2/2003	Hsu	.....	362/405

6,565,240	B1		5/2003	Wu	.....	362/405
D482,815	S	*	11/2003	Rugee	.....	D26/84
D489,285	S	*	5/2004	Zinn	.....	D11/131
6,761,342	B1		7/2004	Giefer et al.	.....	248/343
6,863,423	B2		3/2005	Stone	.....	362/404
D505,512	S		5/2005	Rugee	.....	D26/84
D505,513	S	*	5/2005	Rugee	.....	D26/92
6,921,186	B1	*	7/2005	Viskovich	.....	362/404
D508,294	S	*	8/2005	Rugee	.....	D26/138
D509,619	S		9/2005	Rugee	.....	D26/138
D521,176	S	*	5/2006	Rugee	.....	D26/84
2002/0186561	A1		12/2002	Giudicelli	.....	362/806
2003/0043580	A1		3/2003	Hsu	.....	362/249

OTHER PUBLICATIONS

Rugee, pending U.S. Appl. No. 29/174,442, filed Jan. 17, 2003, entitled "Lighting Fixture".

Rugee, pending U.S. Appl. No. 29/174,446, filed Jan. 17, 2003, entitled "Lighting Fixtures".

Crystorama 1988 catalog.; p. 44; Item No. 5611.

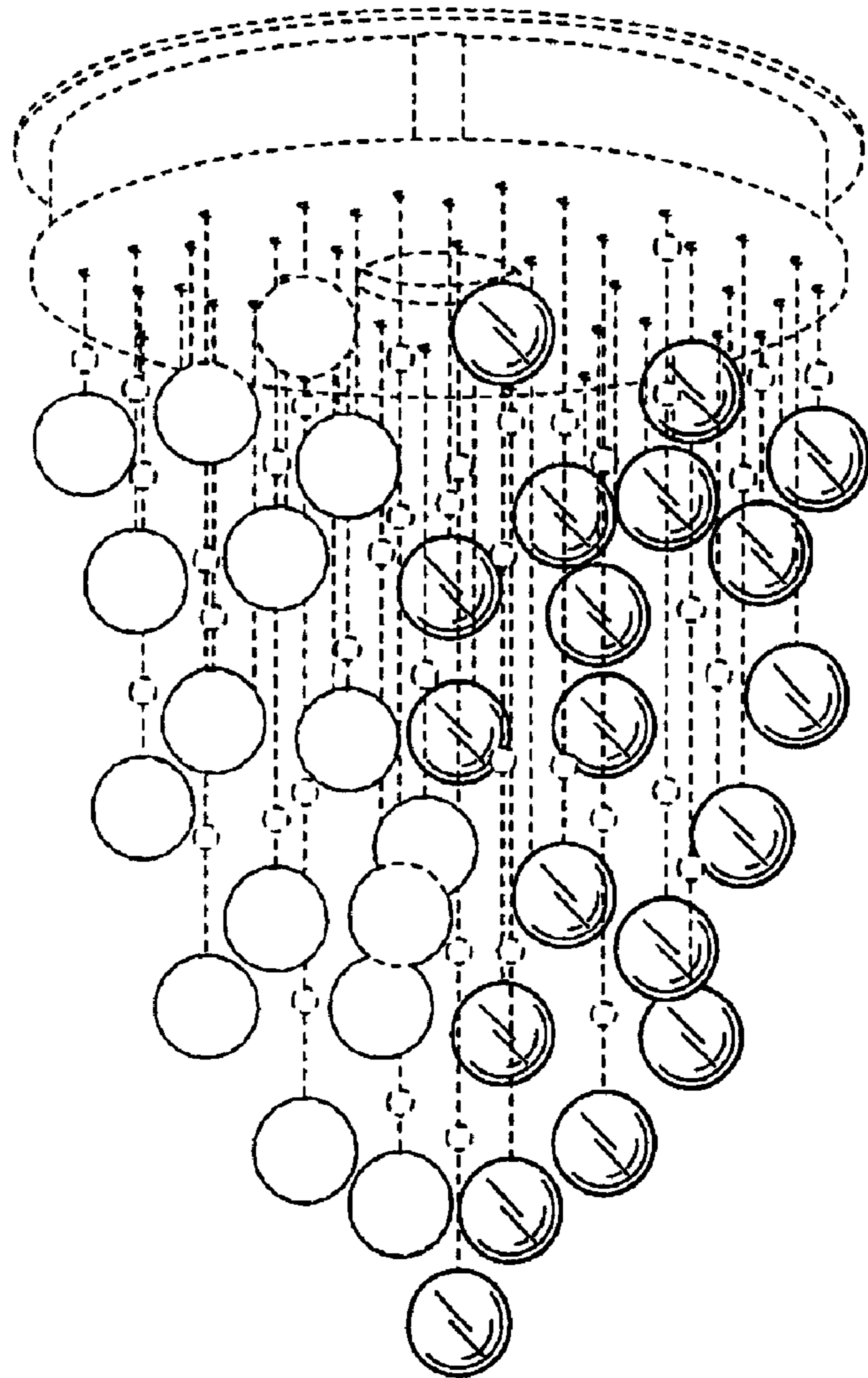
Wilshire Manufacturing Co.; Catalog #103, ©1994; p. 109; Item W2348/14.

GripLock Gliders available from Griplock Systems of Carpinteria, California, <http://www.griplocksyste.ms.com>, 3 pages.

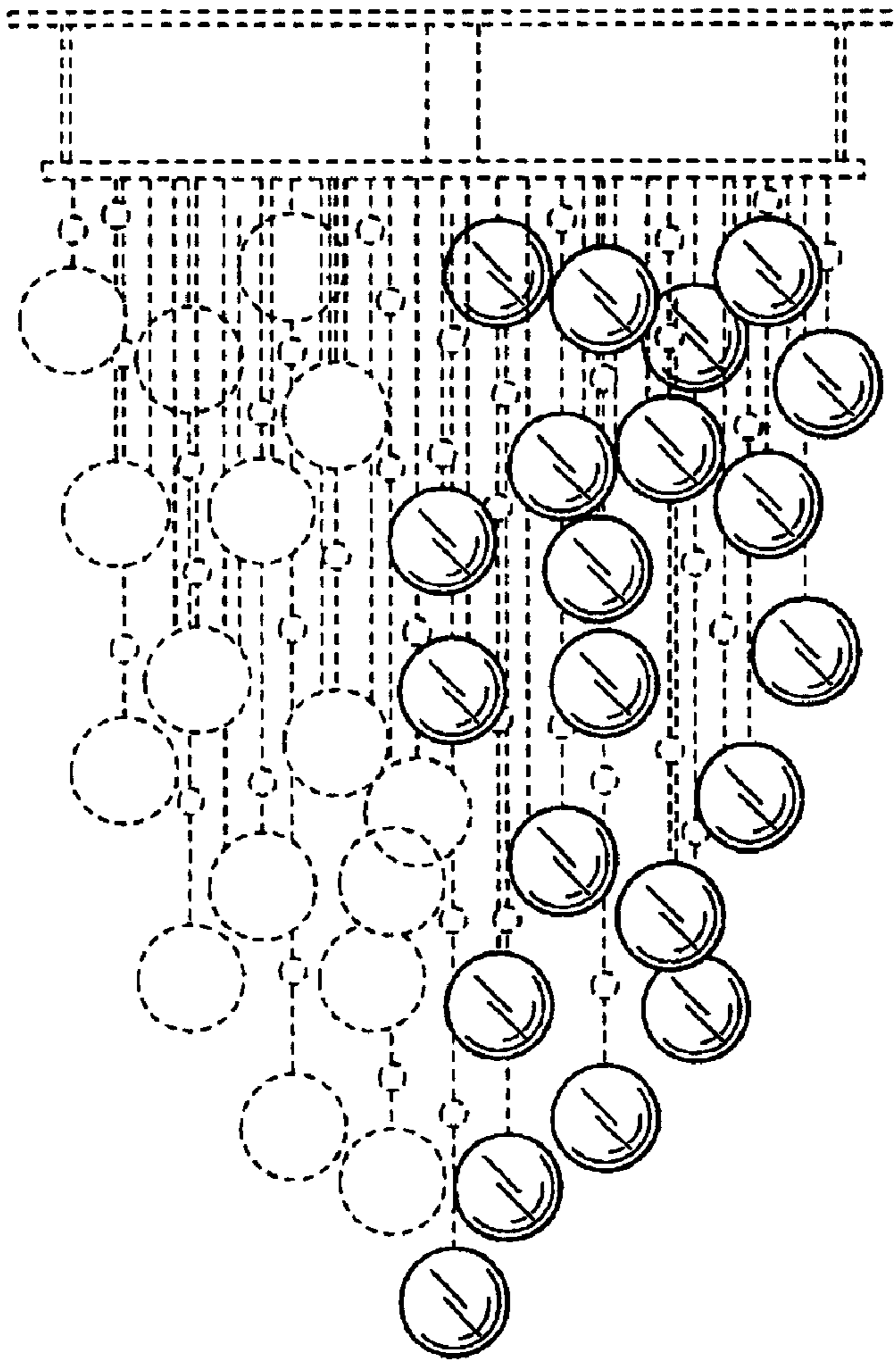
Rugee, pending U.S. Appl. No. 29/242,887, filed Nov. 16, 2005, entitled "Lighting Fixture Crystals".

Rugee, pending U.S. Appl. No. 10/998,461 filed Nov. 29, 2004, entitled Modular Lighting Fixtures and Methods for Forming Lighting Fixtures.

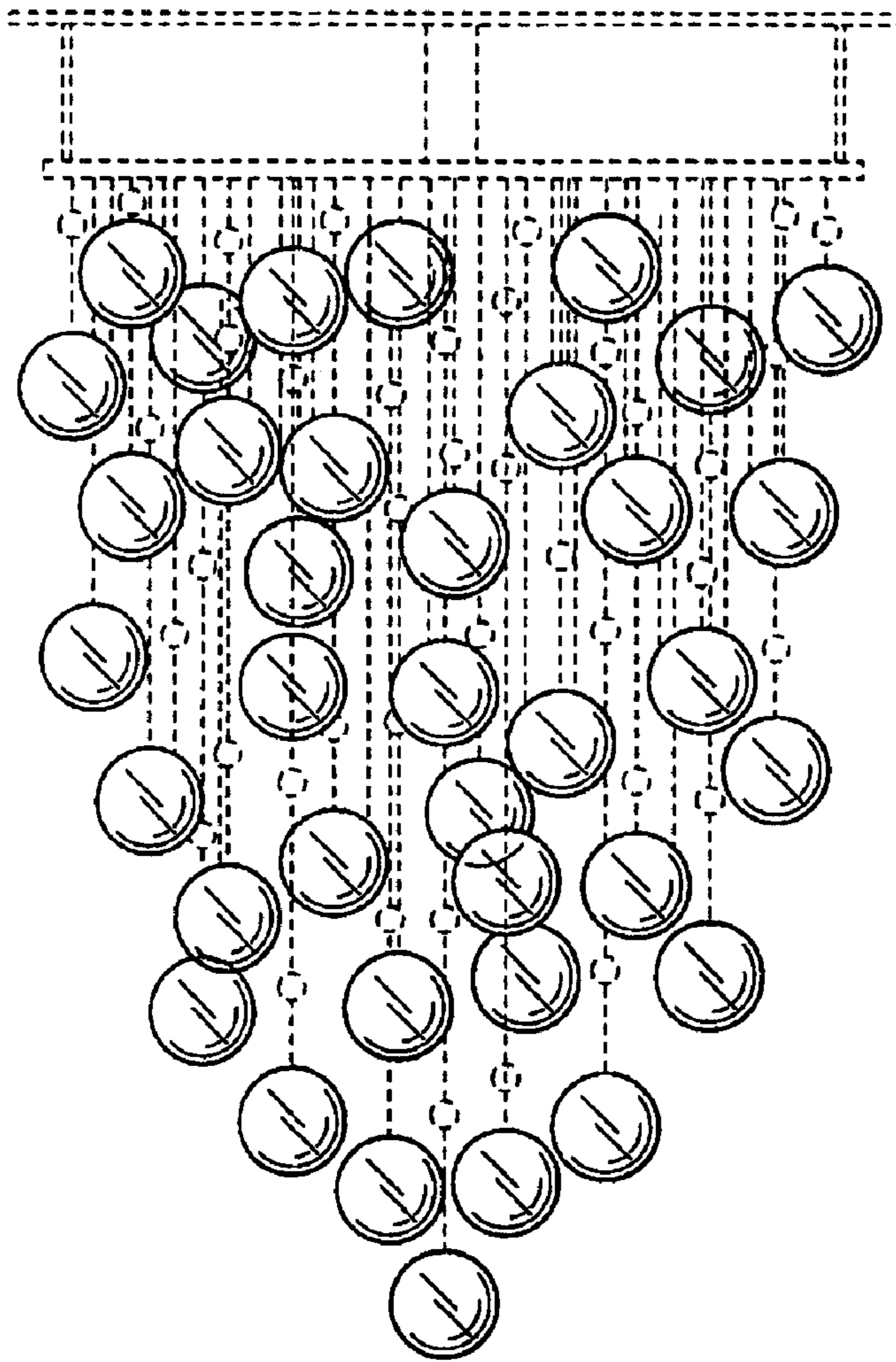
\* cited by examiner



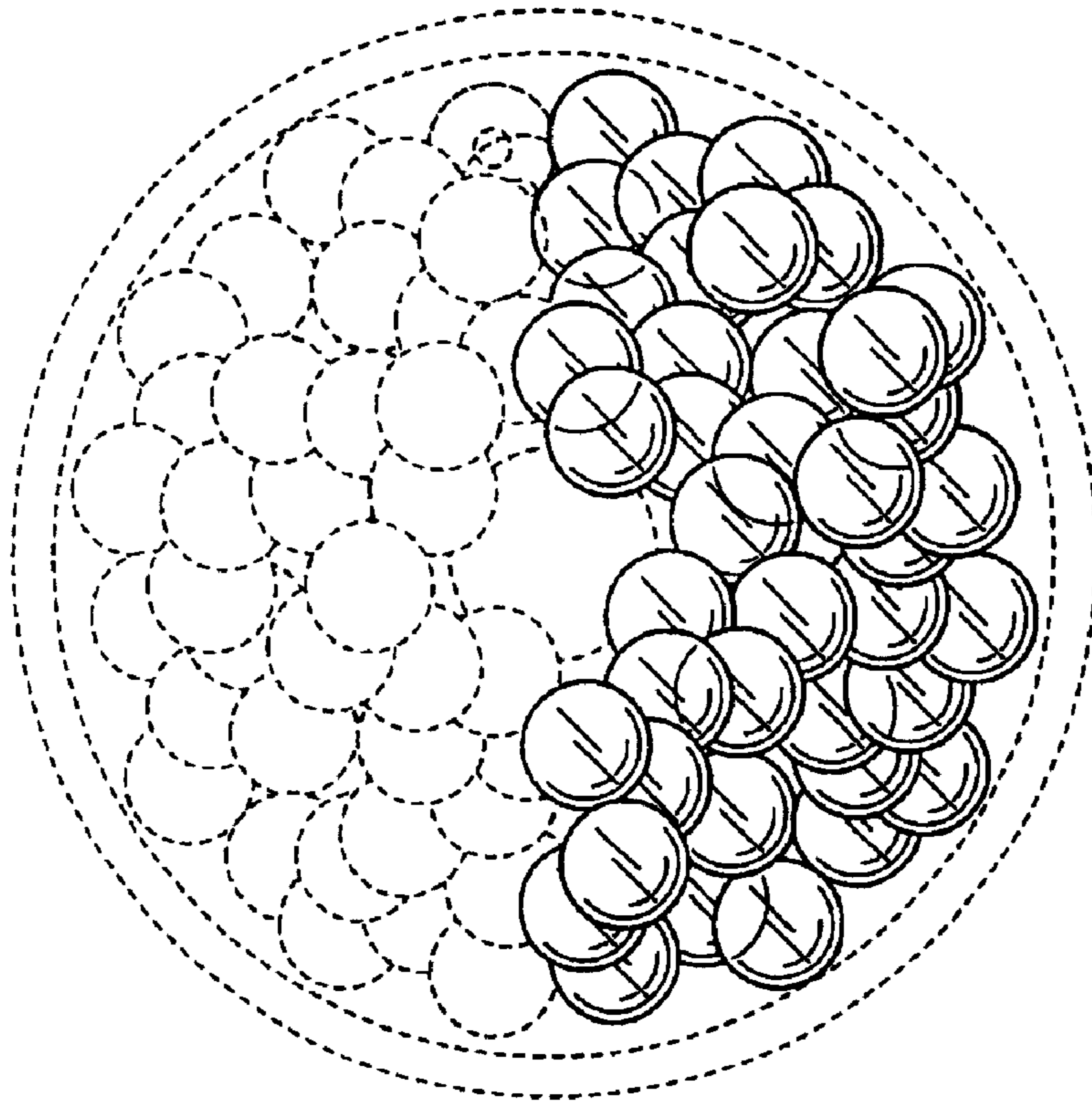
*Fig. 1*



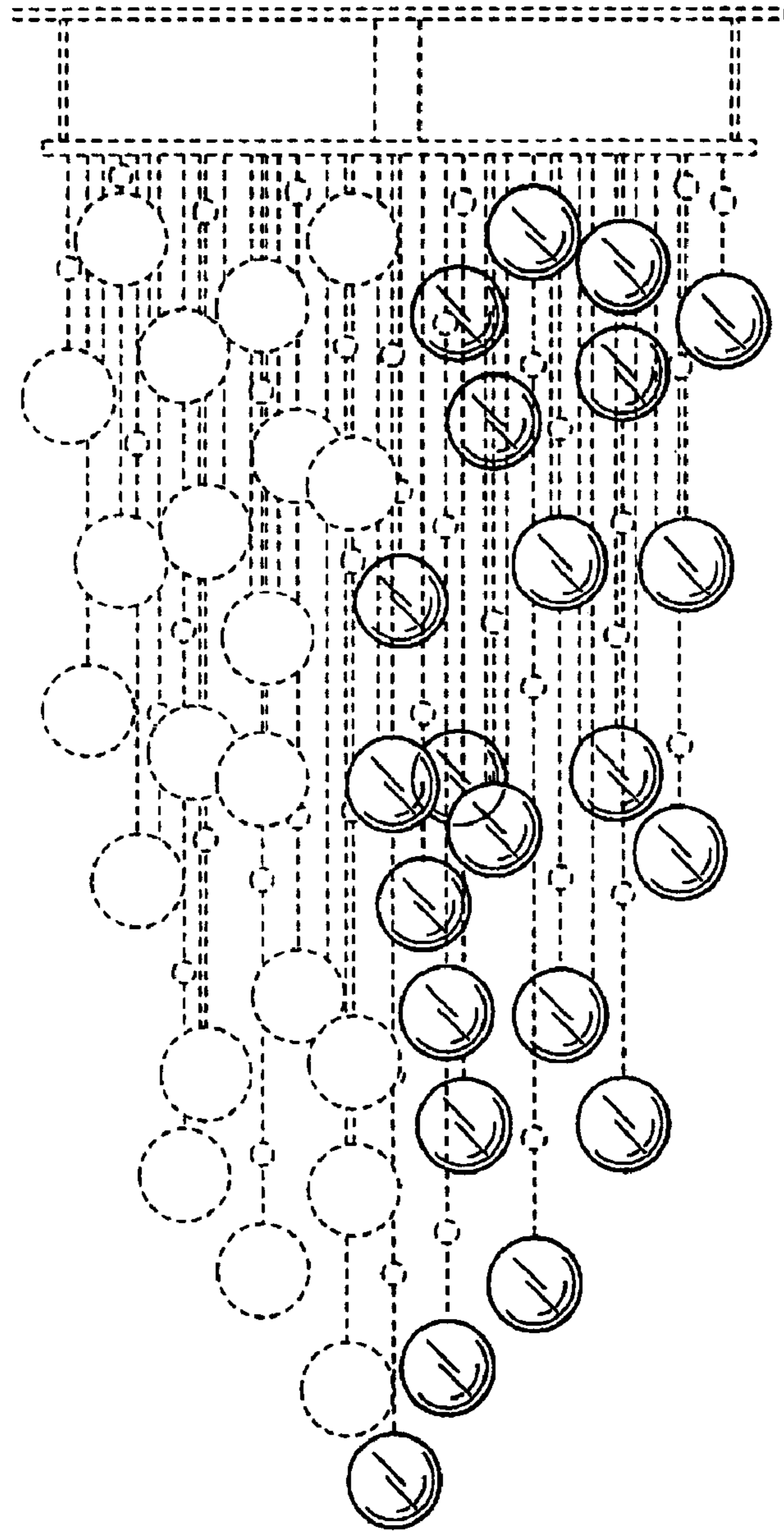
*Fig. 2*



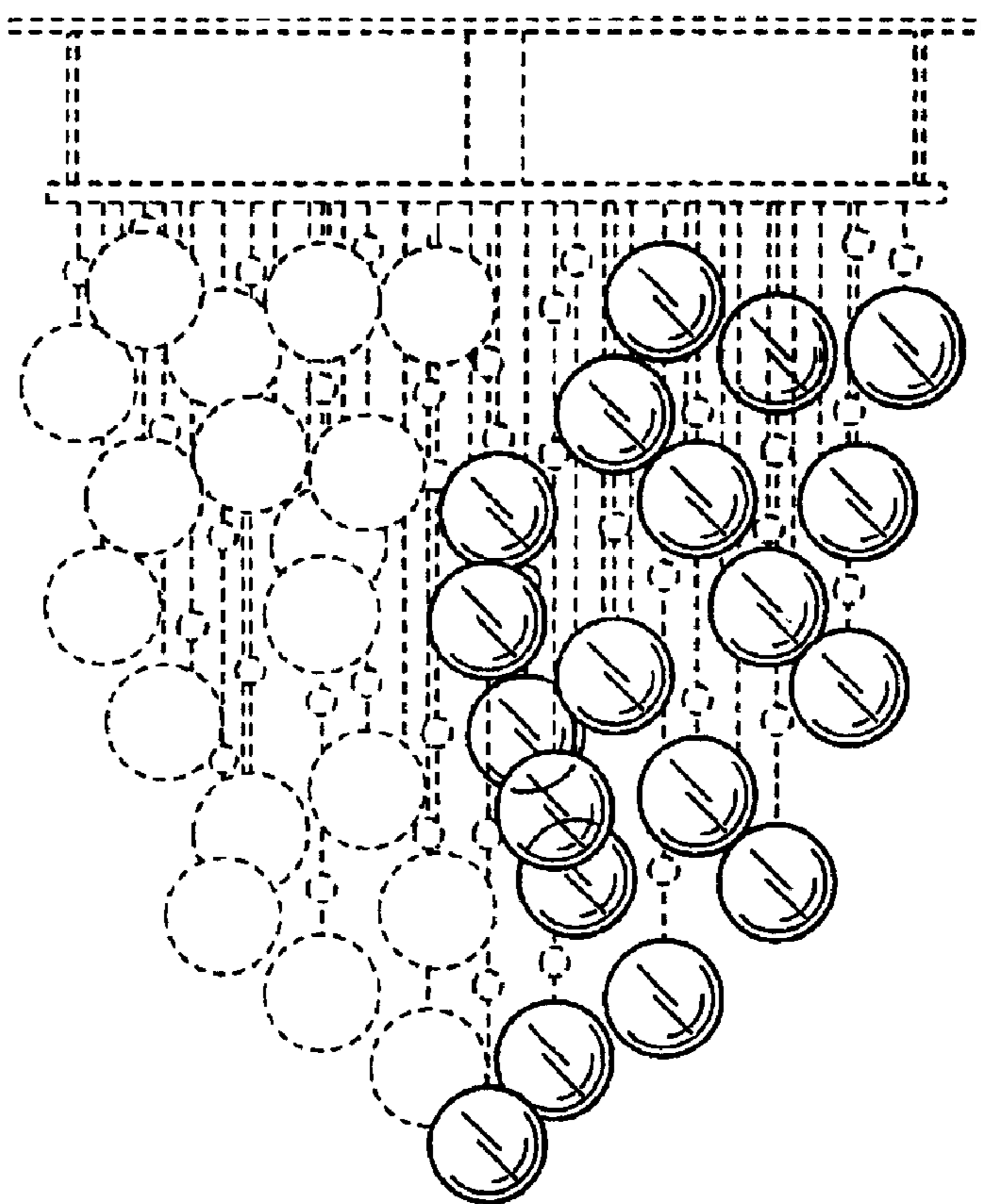
*Fig. 3*



*Fig. 4*



*Fig. 5*



*Fig. 6*



UNITED STATES PATENT AND TRADEMARK OFFICE  
**CERTIFICATE OF CORRECTION**

PATENT NO. : Des. 536,479 S  
APPLICATION NO. : 29/242888  
DATED : February 6, 2007  
INVENTOR(S) : Todd B. Rugee

Page 1 of 1

It is certified that error appears in the above-identified patent and that said Letters Patent is hereby corrected as shown below:

On the title page:

In the description, lines 2-3, delete "Ser. No. 29/174,442" and insert -- Ser. No. 29/174,446 --

In the description, line 7, delete "No. 29/174,446" and insert -- No. 27/174,442 --

Signed and Sealed this

Seventeenth Day of April, 2007

A handwritten signature in black ink on a light gray dotted background. The signature reads "Jon W. Dudas" in a cursive style.

JON W. DUDAS

*Director of the United States Patent and Trademark Office*