



US00D536458S

(12) **United States Design Patent** (10) **Patent No.:** **US D536,458 S**
Nan (45) **Date of Patent:** **** Feb. 6, 2007**

(54) **VIBRATOR**

(75) Inventor: **Simon Siu Man Nan**, Richmond Hill, Ontario (CA)

(73) Assignee: **Nanma Manufacturing Co., Ltd.**, Chai Wan (HK)

(**) Term: **14 Years**

(21) Appl. No.: **29/206,900**

(22) Filed: **Jun. 4, 2004**

(51) **LOC (8) Cl.** **28-03**

(52) **U.S. Cl.** **D24/215; D24/214**

(58) **Field of Classification Search** D24/215, D24/214, 105, 211, 200; 600/38; 601/80, 601/51, 40, 46, 84, 72, 94, 70, 69, 79, 125, 601/122, 128; 310/81, 50; 128/844, 842, 128/918

See application file for complete search history.

(56) **References Cited**

U.S. PATENT DOCUMENTS

D197,889 S	4/1964	Hass	
D273,132 S	3/1984	Moloff	
D320,087 S	9/1991	Sholzberg et al.	
D366,673 S	1/1996	Harling-Berg	
D374,934 S	10/1996	Lie	
D374,935 S	10/1996	Lie	
D384,156 S	9/1997	Kain	
6,190,307 B1 *	2/2001	Tsai	600/38
D466,218 S *	11/2002	Dalton et al.	D24/215
2002/0188233 A1 *	12/2002	Denyes	601/46
2003/0093016 A1 *	5/2003	Chen	601/128
2005/0113636 A1 *	5/2005	Tucker	600/38

OTHER PUBLICATIONS

Xandria Collection catalog item 61 "jack Rabbit" p. 1 @1995.*
Xandria Collection catalog item 173 "Double Duty" p. 8 @1995.*

Xandria Collection catalog items 314 & 257K "The Tongue and Universal attachment Kit" p. 18 @1995.*

Xandria Collection catalog item 804 "Dual Pleasures" p. 22 @1995.*

THE ACCESS GROUP, INC., Rabbit Habit Cordless Vibrator, www.condom.com, 2004, http://condom.com/w-rbthbt.html.

DOC JOHNSON, Natural Vibro Double Penetrator, http://www.dearlady.com/db.cgi?sid=default&Department=Adult+Toy.

Dual Vibrating Sofett, http://somethingsexplanet.com/cart/viewitem/cfm?id=2990.

Fun Factory Paul +Pauline Dual Motion, http://www.somethingsexyplanet.com/cart/viewitem/cfm?id=3932.

Pulsating & Vibrating Climaxer, http://www.xandria.com/shop/product/asp?Cat%5Fname=Vaginal+Vibrators+Vibrators+with +Clitoral.

* cited by examiner

Primary Examiner—Ian Simmons

(57) **CLAIM**

The ornamental design for a vibrator, as shown and described.

DESCRIPTION

FIG. 1 is a view in side elevation of the vibrator, showing my new design.

FIG. 2 is a view in side elevation from the back thereof, rotated 180° from that shown in FIG. 1.

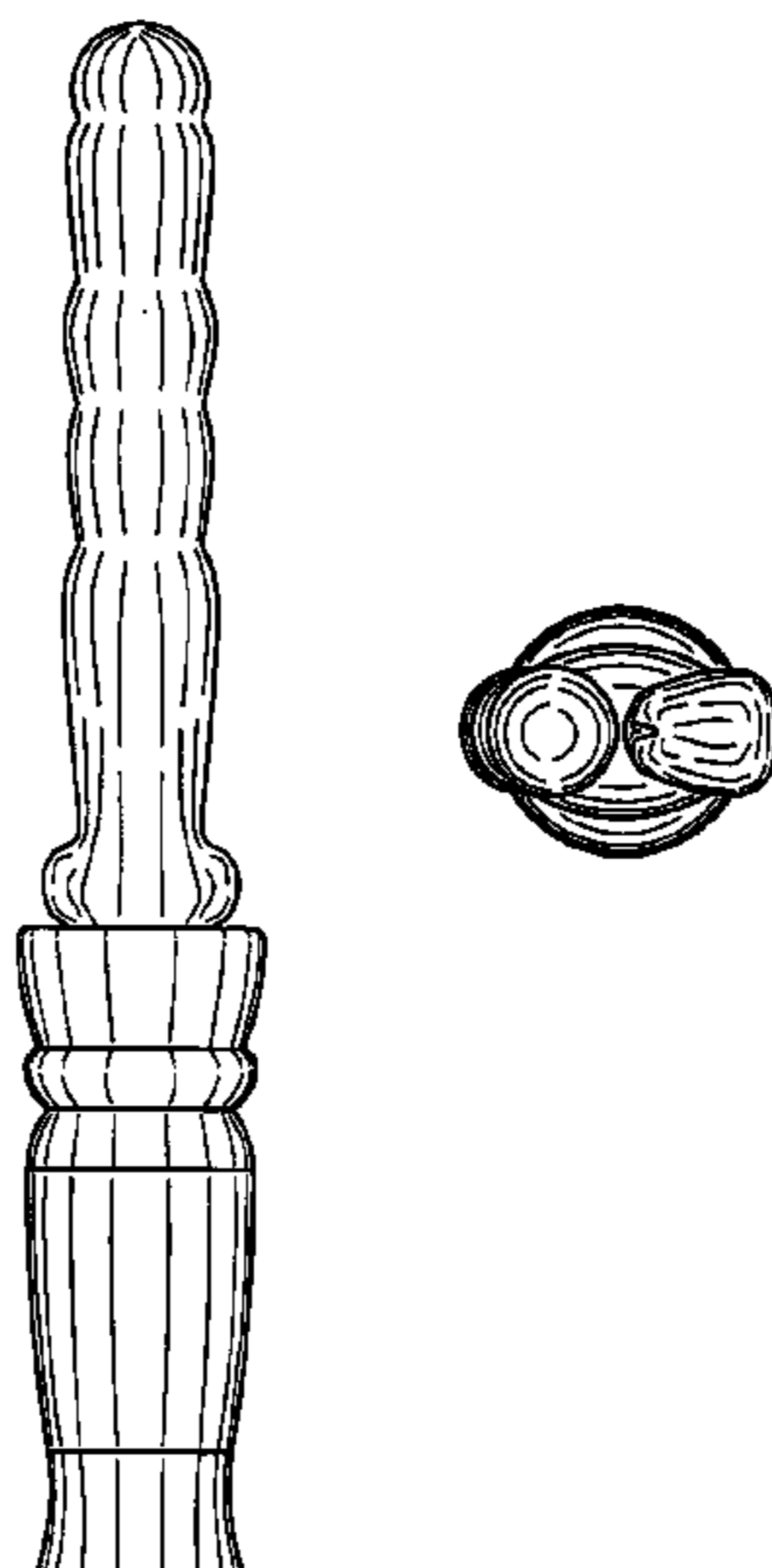
FIG. 3 is a view in side elevation thereof, rotated 90° from that shown in FIG. 1.

FIG. 4 is a view in side elevation thereof, rotated 180° from that shown in FIG. 3.

FIG. 5 is a top plan view thereof; and,

FIG. 6 is a bottom plan view thereof.

1 Claim, 1 Drawing Sheet



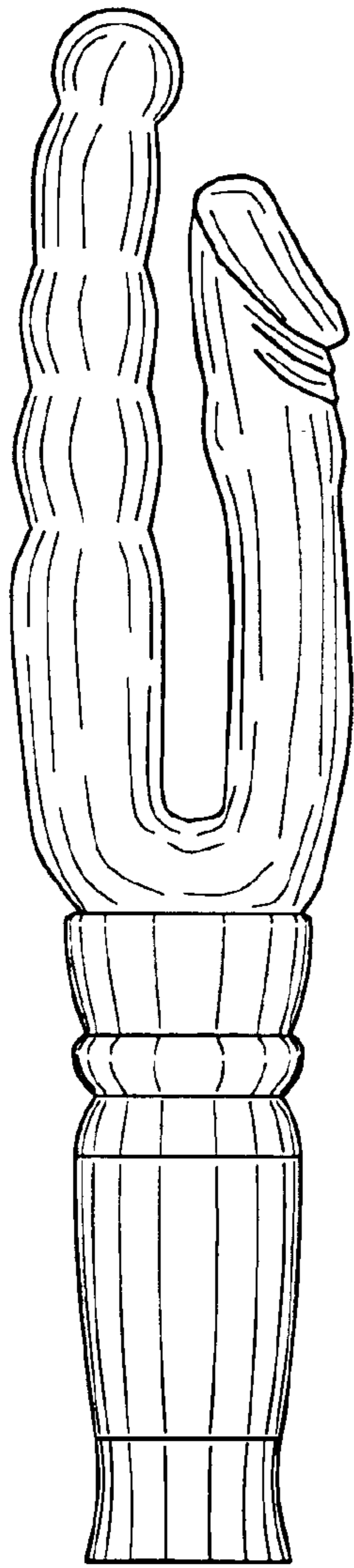


FIG. 1

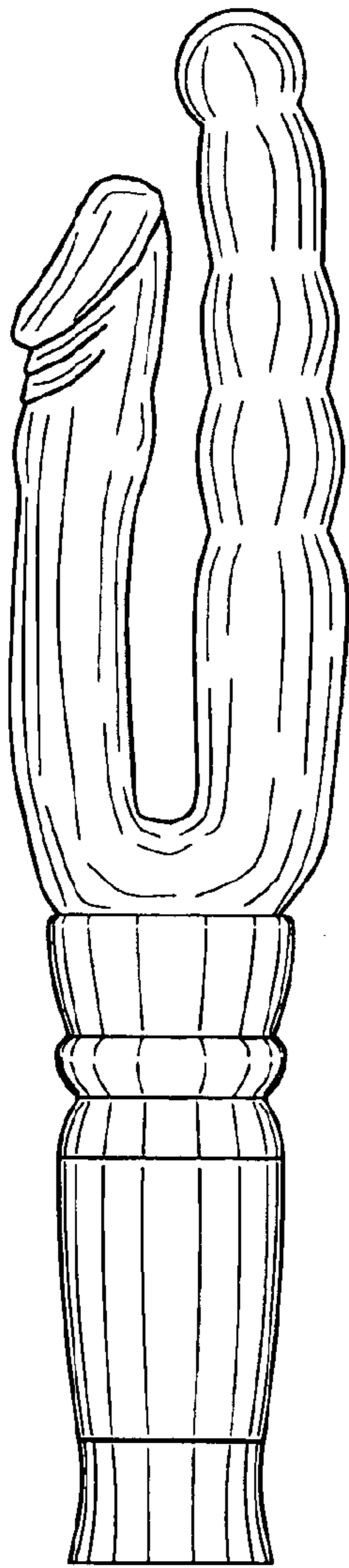


FIG. 2

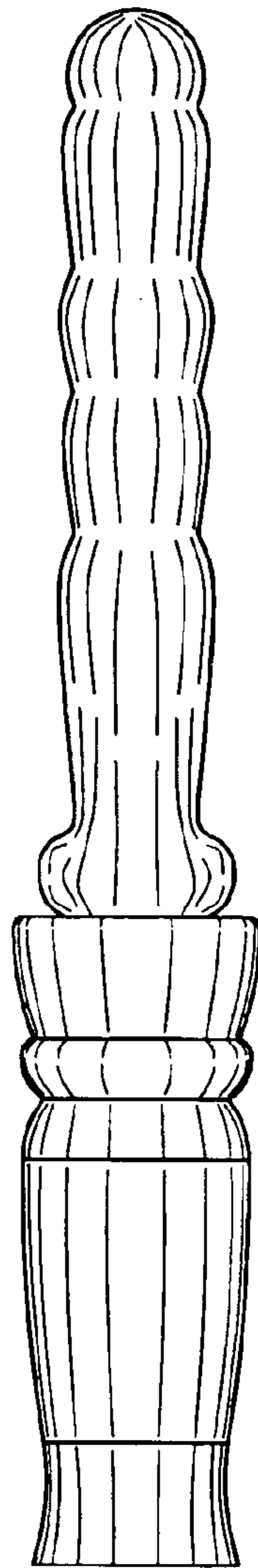


FIG. 3

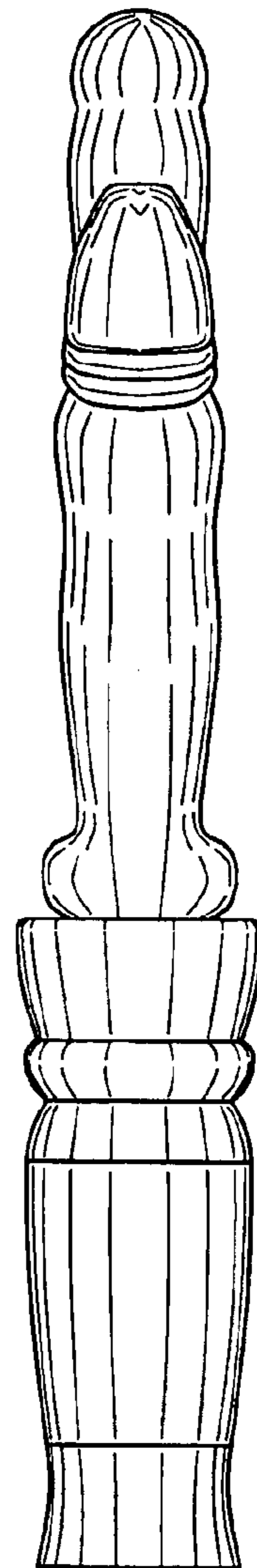


FIG. 4

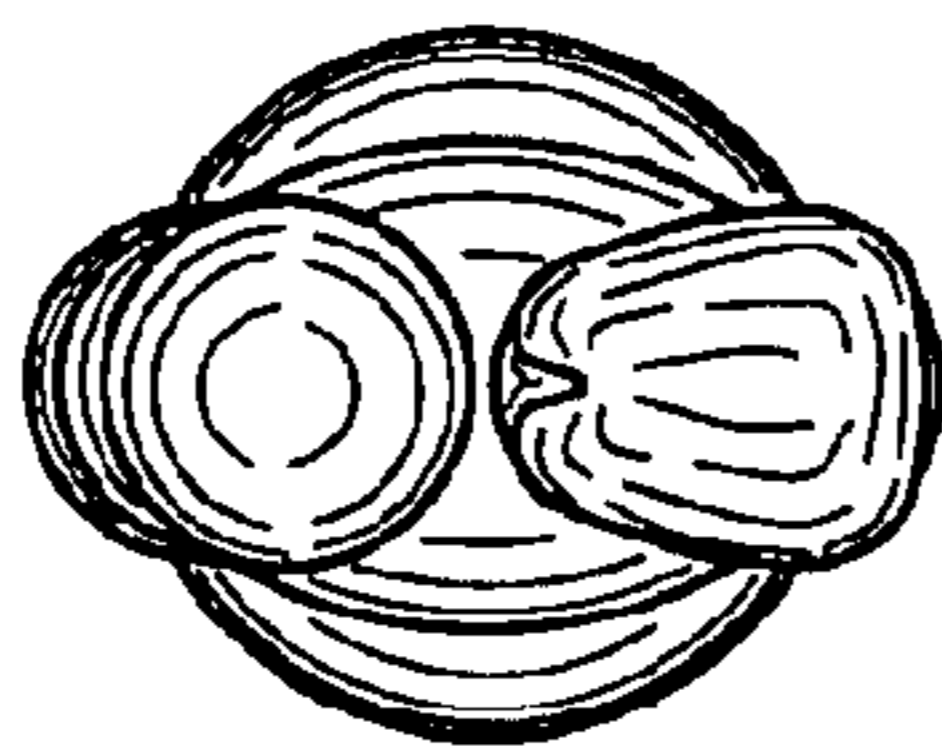


FIG. 5

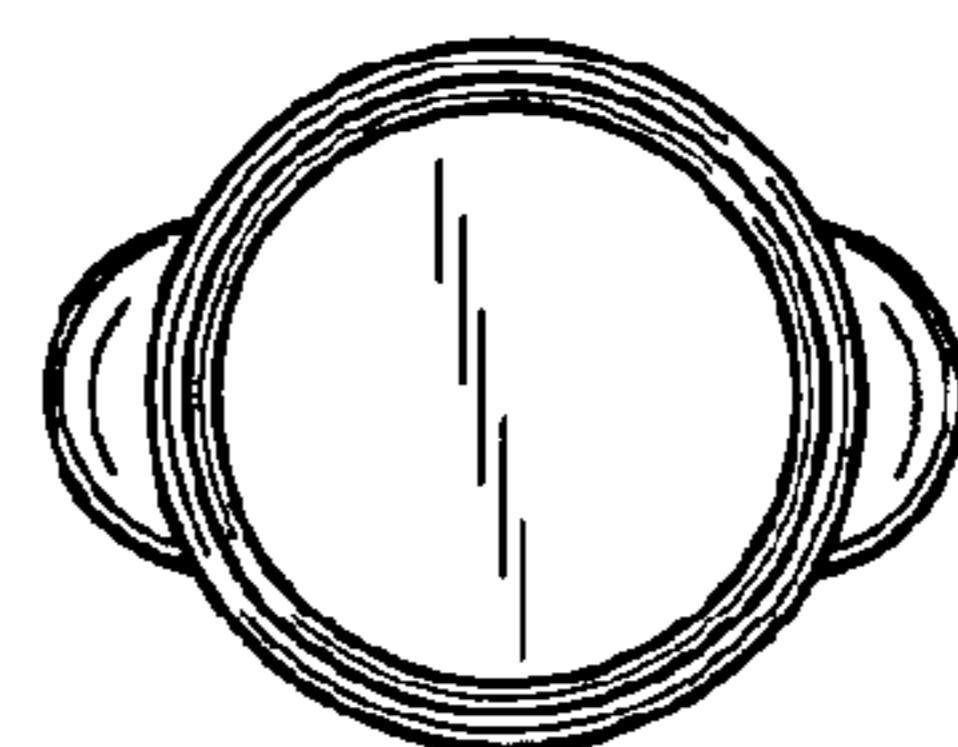


FIG. 6