



US00D536427S

(12) **United States Design Patent**
Mayer

(10) **Patent No.:** **US D536,427 S**

(45) **Date of Patent:** **** Feb. 6, 2007**

(54) **VANITY**

D525,050 S * 7/2006 Bruce D23/286

(76) Inventor: **Robert H. Mayer**, c/o Deco Lav, Inc.
424 SW. 12th Ave., Deerfield Beach, FL
(US) 33442

* cited by examiner

Primary Examiner—Robert A. Delehanty
(74) *Attorney, Agent, or Firm*—Fross Zelnick Lehrman &
Zissu, P.C.; David I. Greenbaum, Esq.; Lawrence E.
Apolzon, Esq.

(**) Term: **14 Years**

(21) Appl. No.: **29/234,709**

(57) **CLAIM**

(22) Filed: **Jul. 20, 2005**

The ornamental design for a vanity, as shown and described.

(51) **LOC (8) Cl.** **23-02**

DESCRIPTION

(52) **U.S. Cl.** **D23/286**

(58) **Field of Classification Search** D23/273,
D23/284–290, 293.1, 303, 308; 4/619–620,
4/624–625, 630–631, 661; 312/140.1–140.3,
312/204, 228; D6/398, 432–434, 441, 445–448,
D6/509–510

FIG. 1 is a front perspective view of a vanity showing my
new design;

FIG. 2 is a front view of the vanity shown in FIG. 1;

FIG. 3 is a right side view of the vanity shown in FIG. 1

(with the left side view being a mirror image); and,

FIG. 4 is a top view of the vanity shown in FIG. 1.

The broken line showing of the faucet holes, drain hole,
spillover hole, sink, countertop, and handles is for illustra-
tive purposes only and forms no part of the claimed design.

The back of the vanity is plain and unornamented.

See application file for complete search history.

(56) **References Cited**

U.S. PATENT DOCUMENTS

D455,475 S * 4/2002 Jones et al. D23/286
D498,519 S * 11/2004 Mayer D23/286

1 Claim, 4 Drawing Sheets





FIG. 1

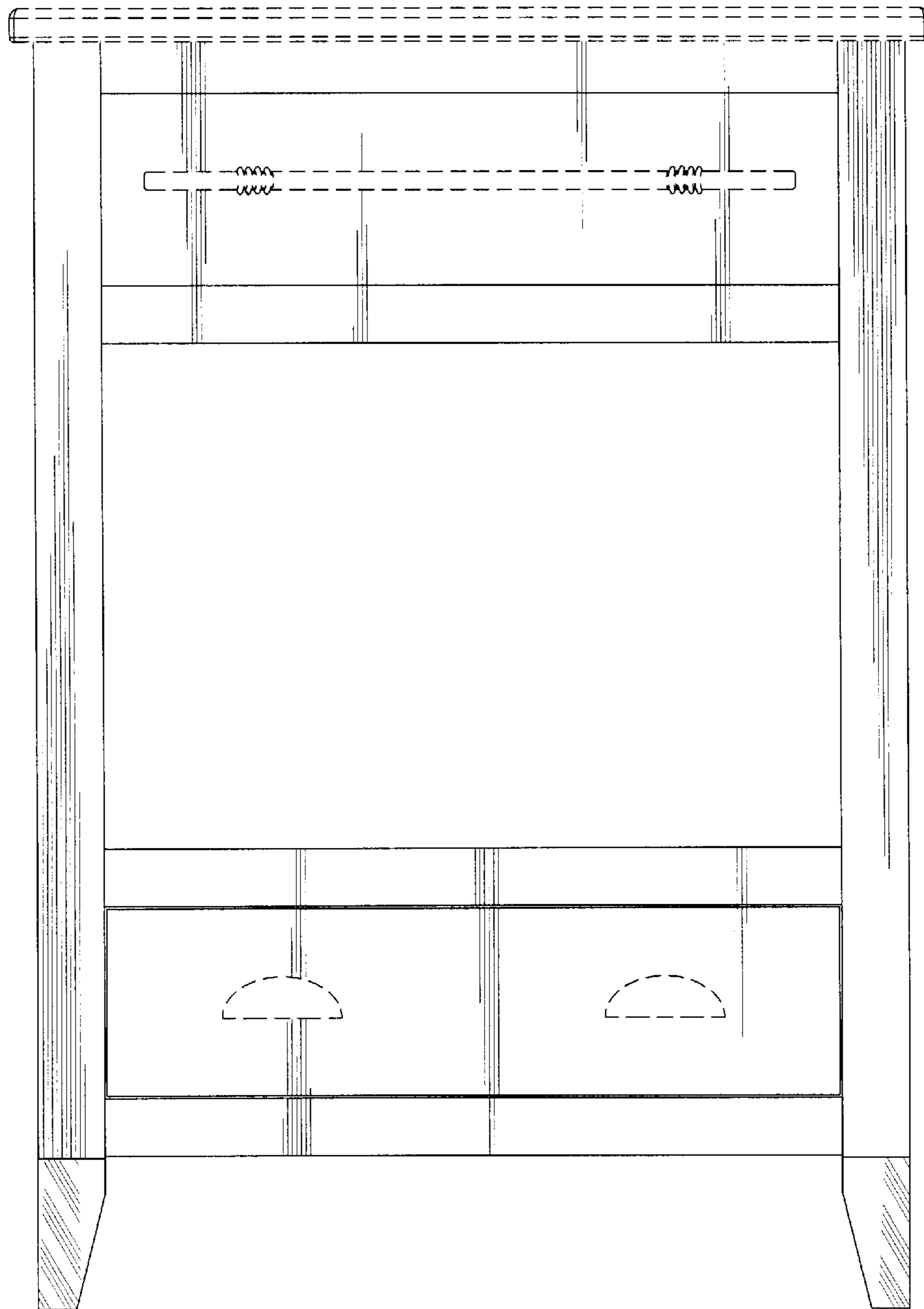


FIG. 2

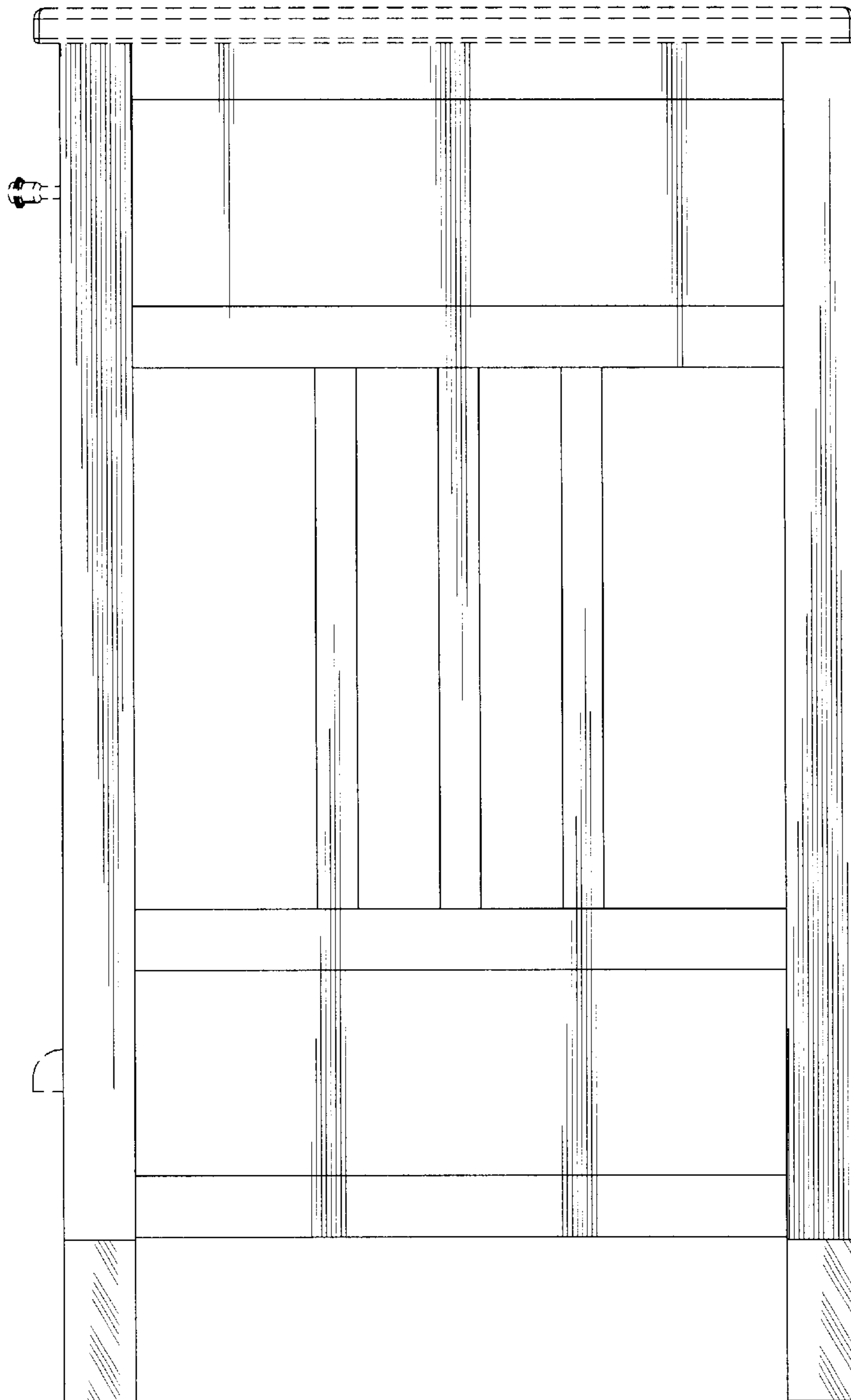


FIG. 3

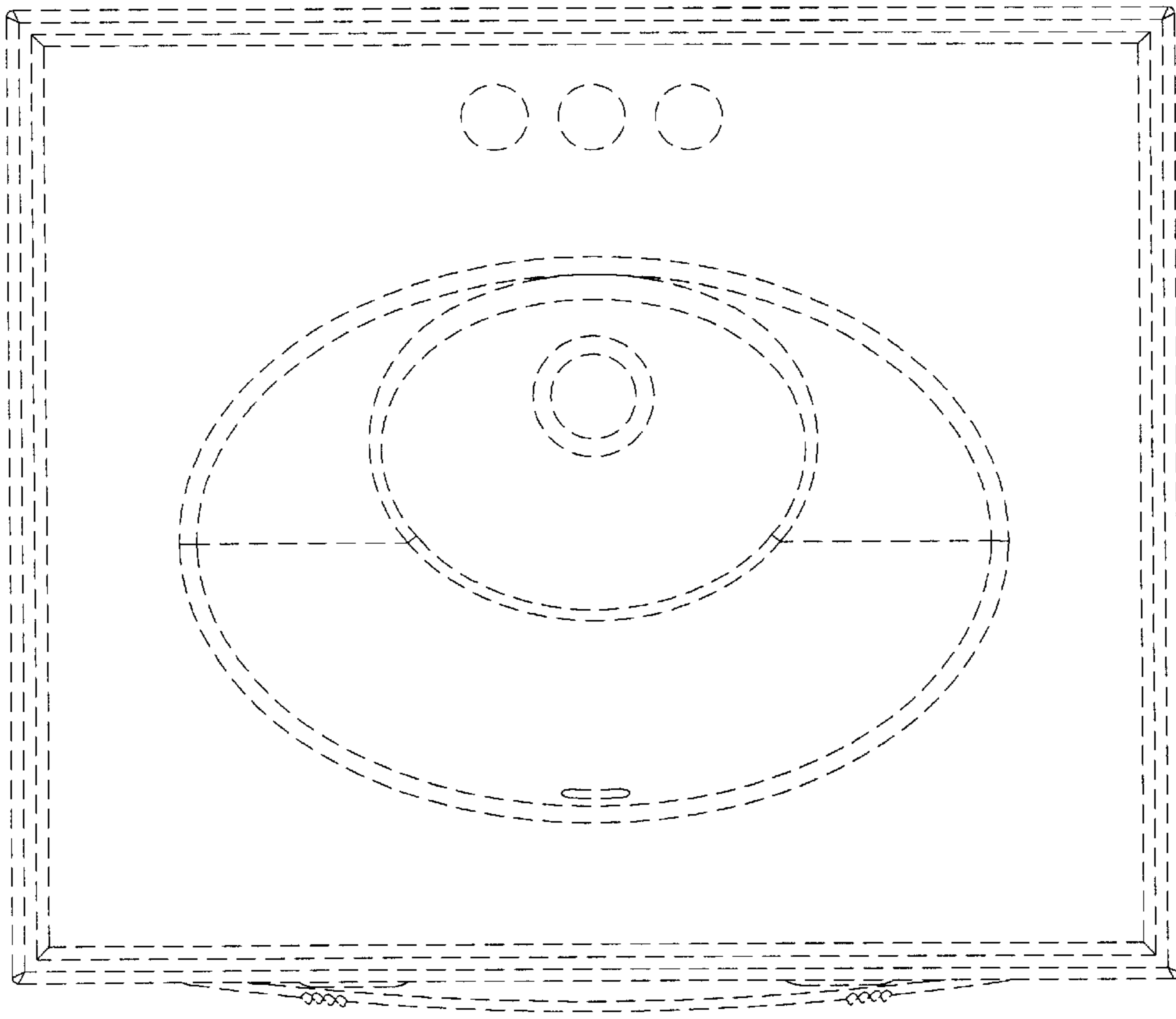


FIG. 4