



US00D536423S

(12) **United States Design Patent** (10) **Patent No.:** **US D536,423 S**  
**Zetsche** (45) **Date of Patent:** **\*\* Feb. 6, 2007**

(54) **SANITARY FAUCET**

(75) Inventor: **Reinhard Zetsche**, Stuttgart (DE)

(73) Assignee: **Hansa Metallwerke AG** (DE)

(\*\*) Term: **14 Years**

(21) Appl. No.: **29/237,083**

(22) Filed: **Aug. 26, 2005**

(30) **Foreign Application Priority Data**

Mar. 11, 2005 (DE) ..... 4 05 01 448

(51) **LOC (8) Cl.** ..... **23-01**

(52) **U.S. Cl.** ..... **D23/238**

(58) **Field of Classification Search** ..... D23/238-257;  
4/675-678; 137/801

See application file for complete search history.

(56) **References Cited**

**U.S. PATENT DOCUMENTS**

D315,398 S \* 3/1991 Strignano ..... D23/241  
D319,685 S \* 9/1991 Kohler et al. .... D23/255  
D509,564 S \* 9/2005 Jorgensen et al. .... D23/238  
D509,565 S \* 9/2005 Starck ..... D23/238

**OTHER PUBLICATIONS**

U.S. Appl. No. 29/202,021, filed Mar. 24, 2004, Reinhard Zetsche.

U.S. Appl. No. 29/234,924, filed Jul. 25, 2005, Michael Lammel.

U.S. Appl. No. 29/234,925, filed Jul. 25, 2005, Michael Lammel.

U.S. Appl. No. 29/234,926, filed Jul. 25, 2005, Michael Lammel.

U.S. Appl. No. 29/235,138, filed Jul. 27, 2005, Reinhard Zetsche.

U.S. Appl. No. 29/236,771, filed Aug. 22, 2005, Michael Lammel.

U.S. Appl. No. 29/238,055, filed Sep. 9, 2005, Reinhard Zetsche.

U.S. Appl. No. 29/238,087, filed Sep. 9, 2005, Reinhard Zetsche.

U.S. Appl. No. 29/238,401, filed Sep. 15, 2005, Reinhard Zetsche.

\* cited by examiner

*Primary Examiner*—Louis S. Zarfaz

*Assistant Examiner*—Gregory Andoll

(74) *Attorney, Agent, or Firm*—Factor & Lake, Ltd.

(57) **CLAIM**

The ornamental design for a sanitary faucet, as shown.

**DESCRIPTION**

FIG. 1 is a perspective view of the sanitary faucet, showing a new ornamental design thereof;

FIG. 2 is a side elevational view thereof;

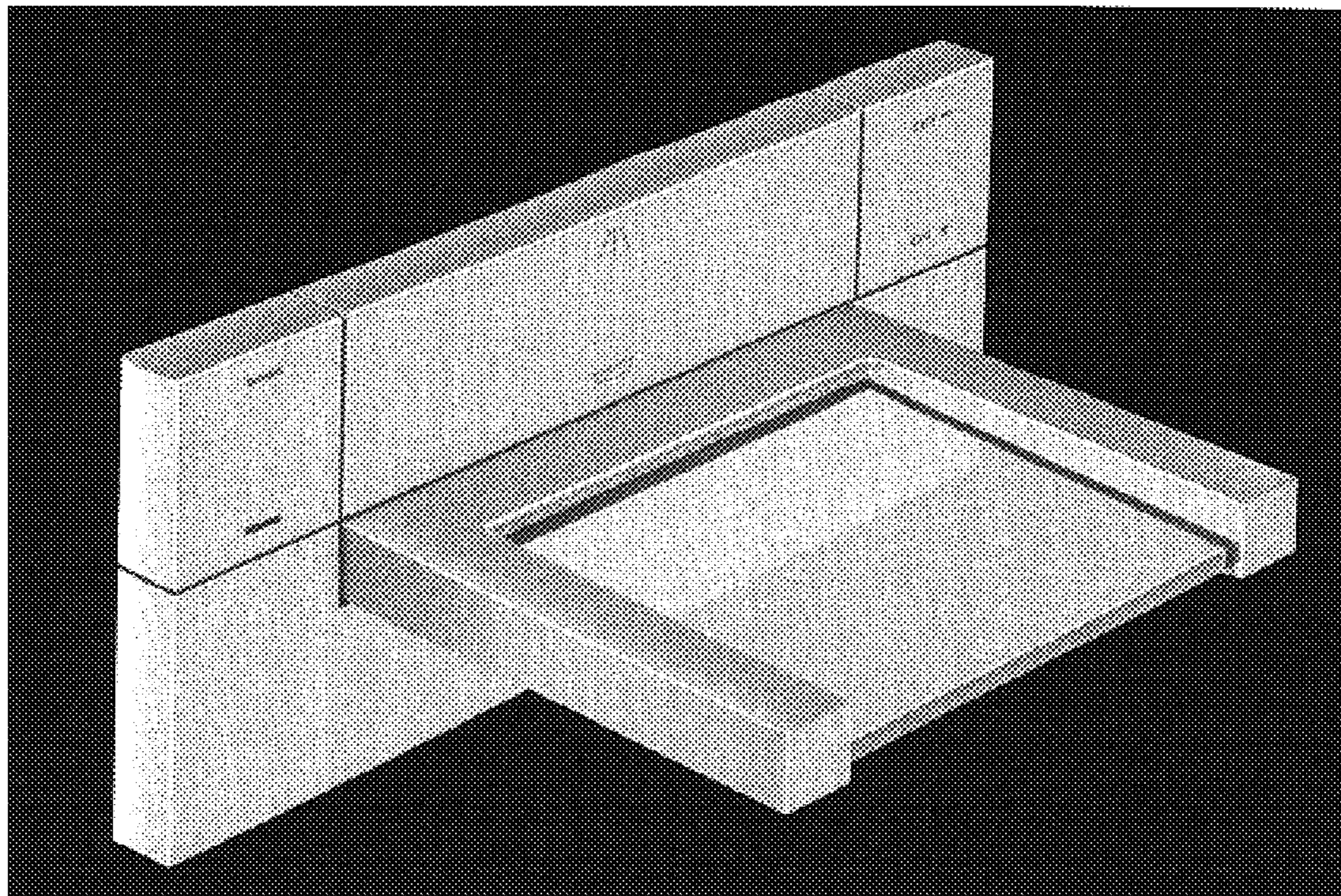
FIG. 3 is a front elevational view thereof;

FIG. 4 is a back elevational view thereof;

FIG. 5 is a top plan view thereof; and,

FIG. 6 is a bottom plan view thereof.

**1 Claim, 5 Drawing Sheets**





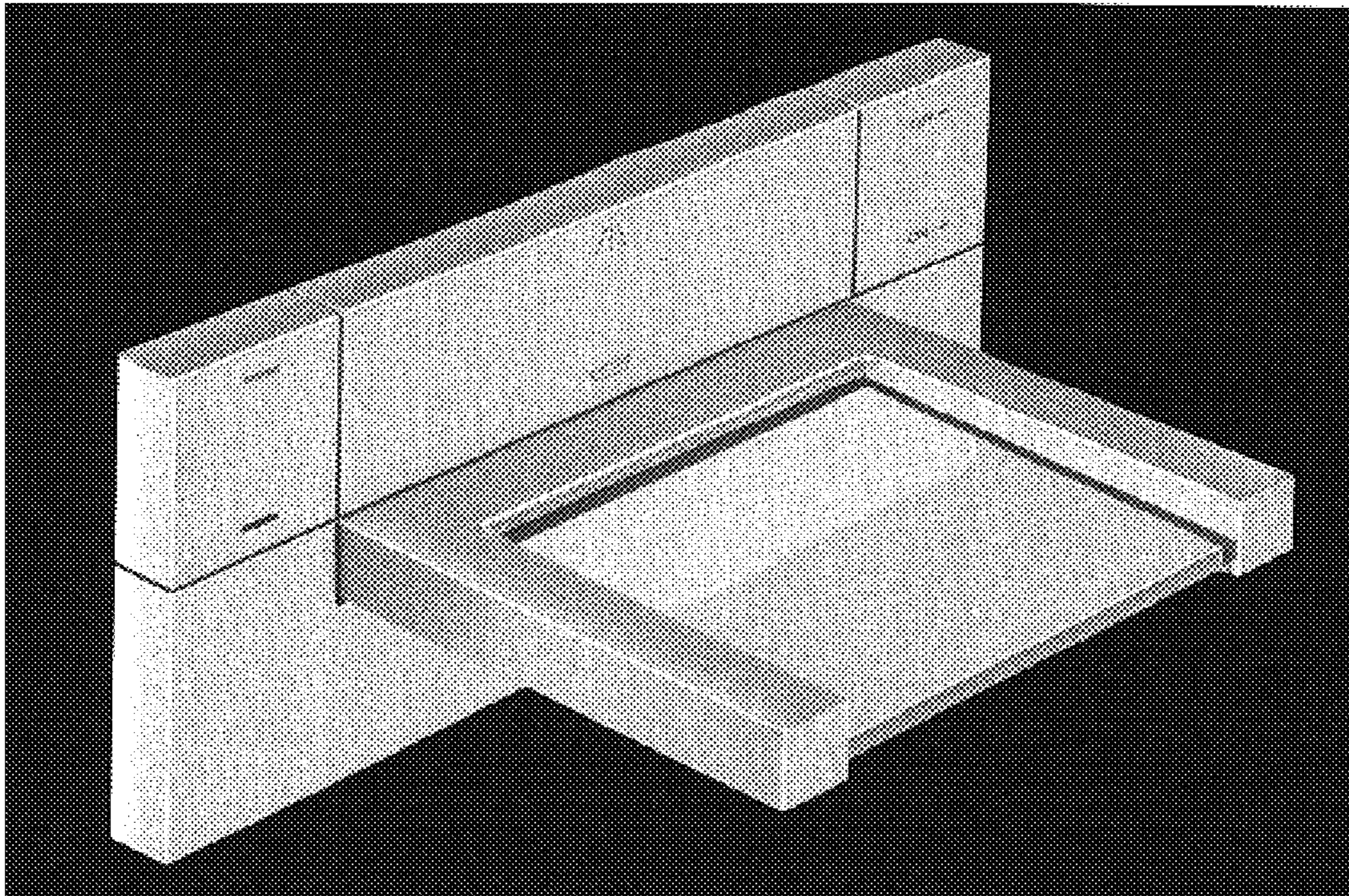


FIG. 1




FIG. 2







FIG. 3





**FIG. 4**






FIG. 5






FIG. 6