

US00D536414S

(12) **United States Design Patent**
Malcarne

(10) **Patent No.:** **US D536,414 S**

(45) **Date of Patent:** **** Feb. 6, 2007**

(54) **ROLLER GUIDE FOR USE WITH FISHING RODS**

(75) **Inventor:** **Frederick Joseph Malcarne,**
Westbrook, CT (US)

(73) **Assignee:** **Winthrop Tool LLC,** Deep River, CT (US)

(**) **Term:** **14 Years**

(21) **Appl. No.:** **29/244,206**

(22) **Filed:** **Dec. 6, 2005**

(51) **LOC (8) Cl.** **22-05**

(52) **U.S. Cl.** **D22/143**

(58) **Field of Classification Search** D22/143,
D22/137-140, 24-25

See application file for complete search history.

(56) **References Cited**

U.S. PATENT DOCUMENTS

3,058,255	A	10/1962	Gorham	43/24
D292,115	S	9/1987	Ziemelis	D22/143
D325,067	S	3/1992	Ziemelis	D22/143
D423,636	S	* 4/2000	Lin	D22/143

D425,964	S	5/2000	Lin	D22/143
D439,301	S	3/2001	Lin	D22/143
D462,414	S	9/2002	Gustlin	D22/143
D483,435	S	12/2003	Lin	D22/143
D501,531	S	* 2/2005	Lee	D22/143
D526,381	S	* 8/2006	Gustlin	D22/143

* cited by examiner

Primary Examiner—Catherine R. Oliver

(74) *Attorney, Agent, or Firm*—Cantor Colburn LLP

(57) **CLAIM**

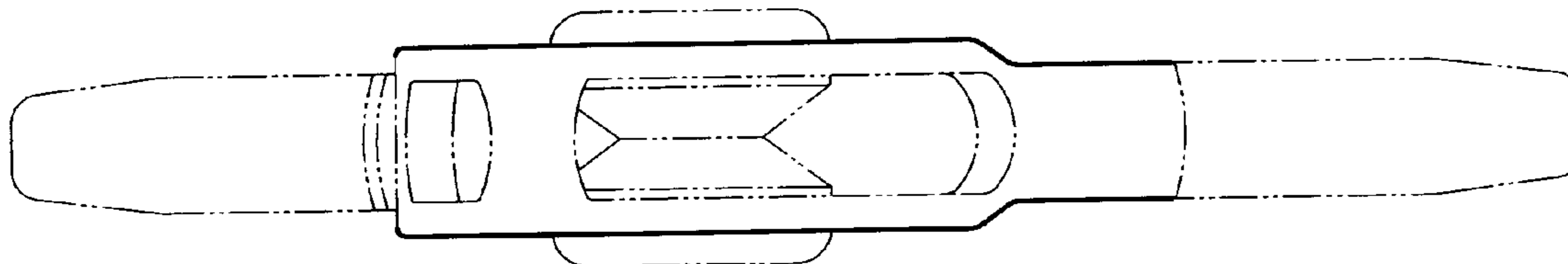
I claim, the ornamental design for a roller guide for use with fishing rods, as shown and described.

DESCRIPTION

FIG. 1 is a top plan view of a roller guide for a fishing rod showing our new design; FIG. 2 is a right side elevational view thereof, which is a mirror image of the left side elevation view; FIG. 3 is a bottom plan view thereof; FIG. 4 is a proximal end view thereof; and, FIG. 5 is a distal end view thereof.

Any broken line illustration in the drawing disclosure is not part of the design sought to be patented.

1 Claim, 1 Drawing Sheet



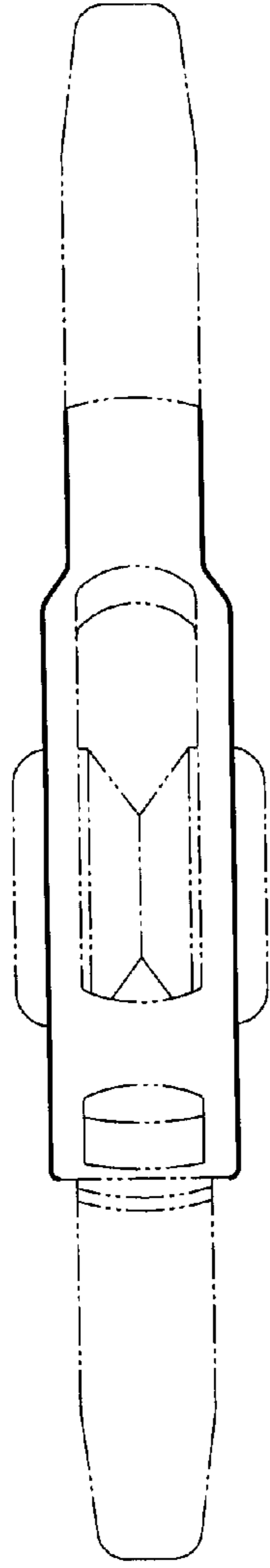


Fig. 1

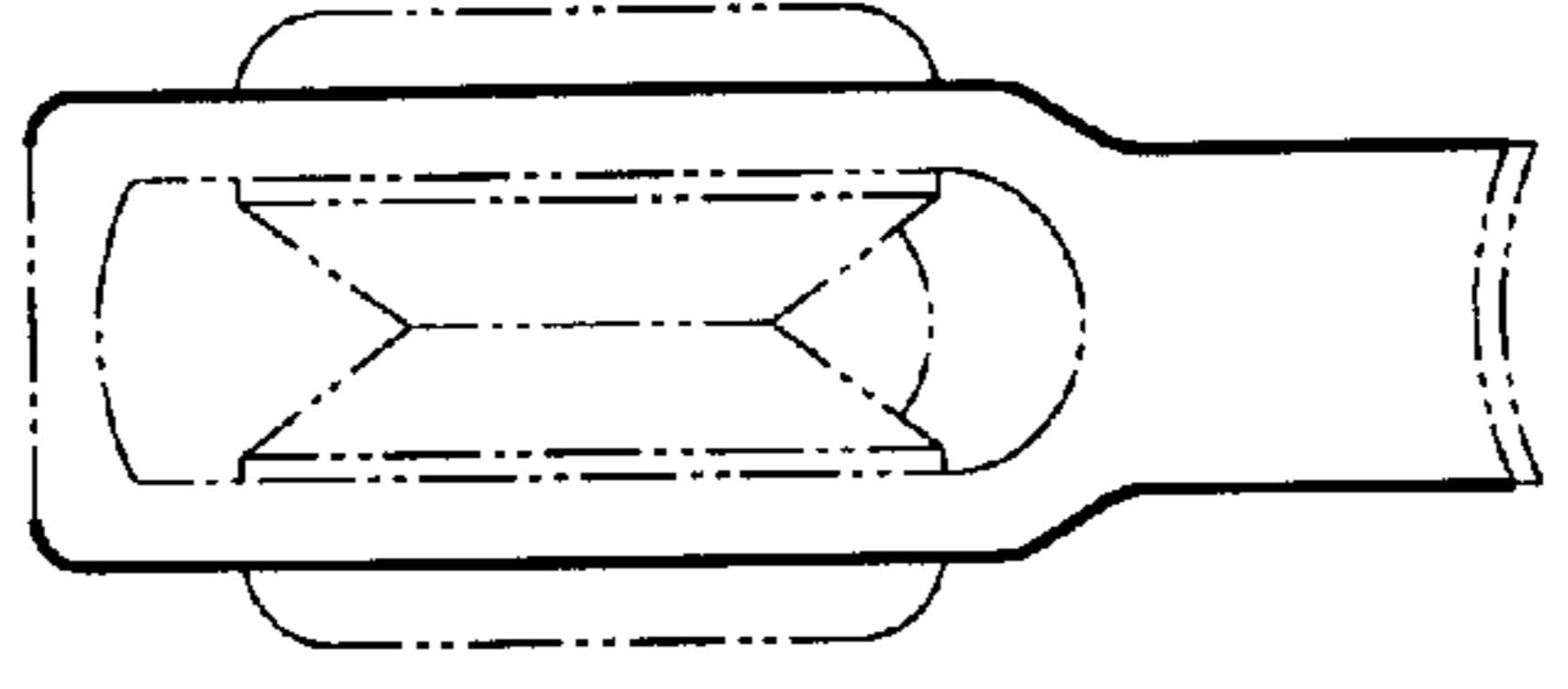


Fig. 5

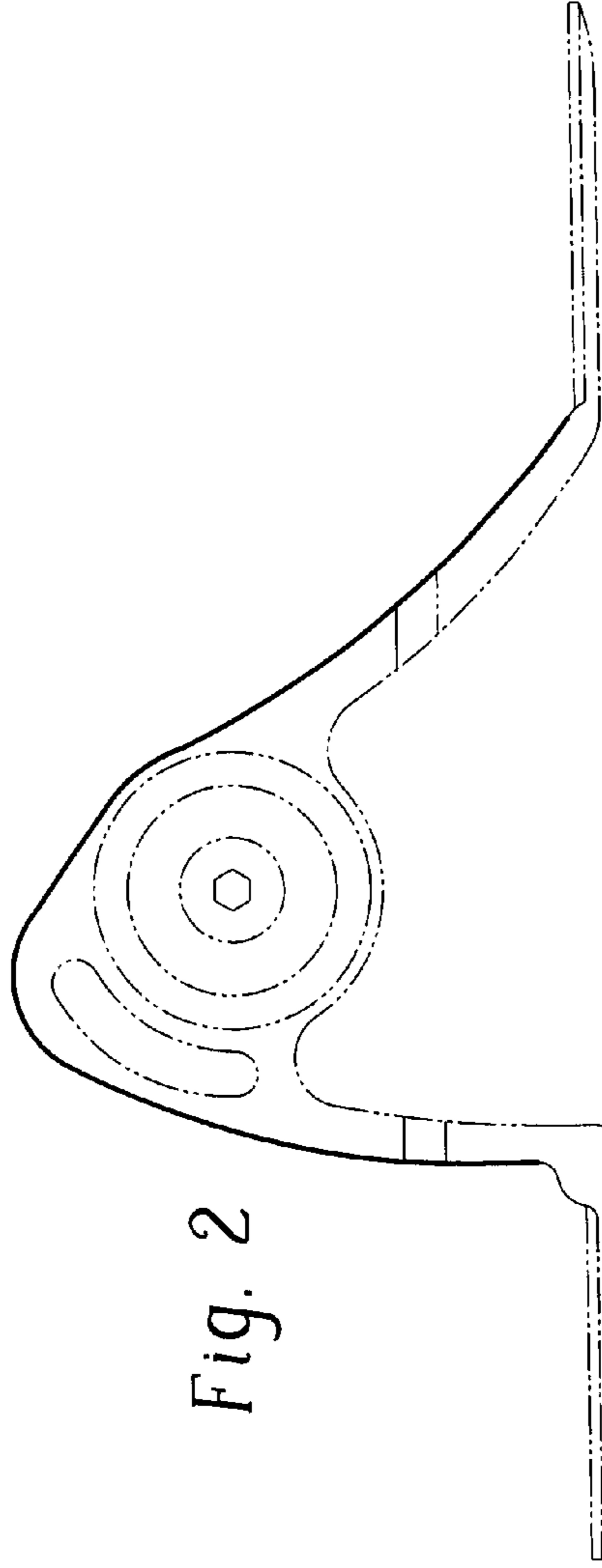


Fig. 2

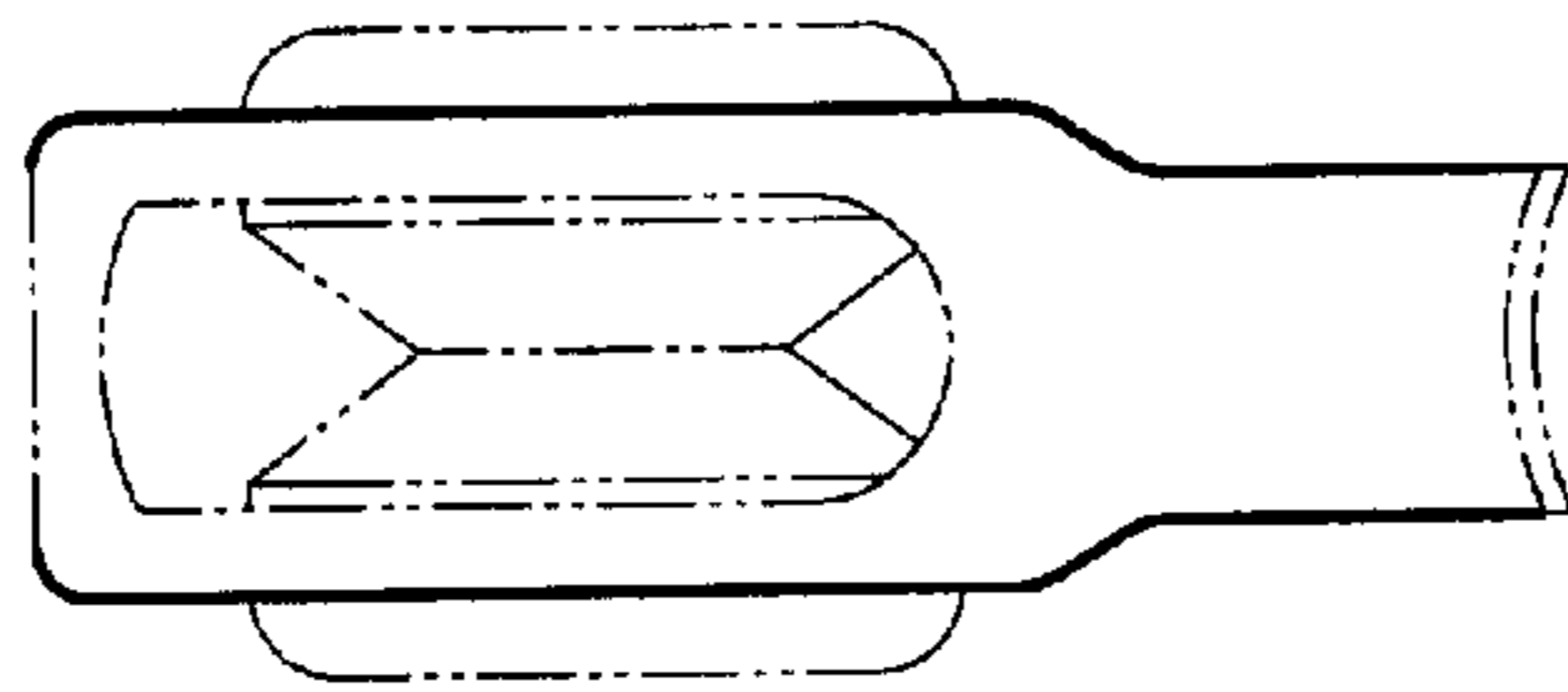


Fig. 4

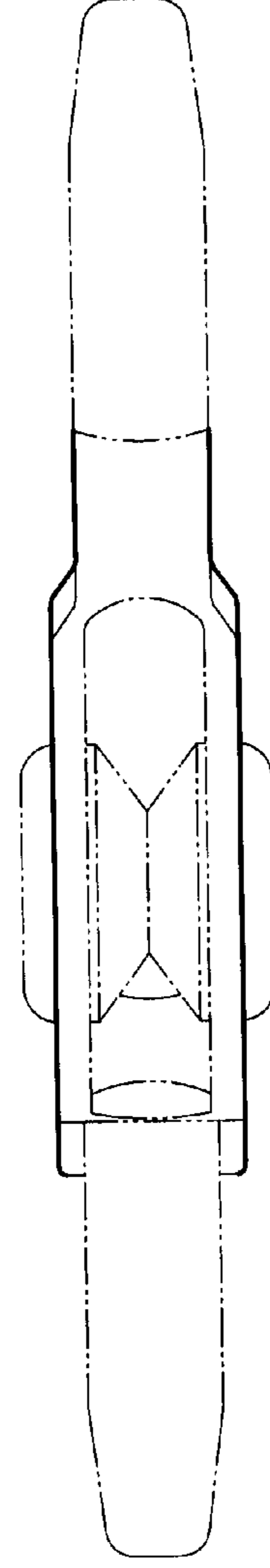


Fig. 3