

US00D536412S

(12) **United States Design Patent**
Nye et al.

(10) **Patent No.:** **US D536,412 S**

(45) **Date of Patent:** **** Feb. 6, 2007**

(54) **PLAYGROUND EQUIPMENT**

(75) Inventors: **Stephen F. Nye**, Syracuse, UT (US);
Kyle Smith, Layton, UT (US); **Jeremy Evans**, Plain City, UT (US); **Jacob Kearl**, Plain City, UT (US)

(73) Assignee: **Performance Design, Inc.**, Clearfield, UT (US)

(**) Term: **14 Years**

(21) Appl. No.: **29/255,200**

(22) Filed: **Mar. 6, 2006**

(51) **LOC (8) Cl.** **21-03**

(52) **U.S. Cl.** **D21/823; D21/826**

(58) **Field of Classification Search** D21/811,
D21/814, 822-827; 482/35, 36; 472/118-125
See application file for complete search history.

(56) **References Cited**

U.S. PATENT DOCUMENTS

D180,902 S	*	9/1957	Goundie et al.	D21/826
D224,247 S	*	7/1972	Jamison	D21/818
D257,053 S	*	9/1980	Ezell	D21/823
D257,165 S	*	9/1980	Ezell	D21/823
D268,693 S	*	4/1983	Works	D21/822

D271,037 S	*	10/1983	Gordon	D21/822
D274,450 S	*	6/1984	Gordon	D21/822
D277,222 S	*	1/1985	Mower et al.	D21/822
D281,447 S	*	11/1985	Gordon	D21/822
D340,273 S	*	10/1993	Ezell	D21/818
D347,458 S	*	5/1994	Cunard et al.	D21/818
D429,788 S	*	8/2000	Sutton et al.	D21/818
D435,881 S	*	1/2001	Gardner et al.	D21/827
D436,224 S	*	1/2001	Gardner et al.	D21/827
D440,623 S	*	4/2001	Gardner et al.	D21/827
6,482,095 B2	*	11/2002	Zeilinger	472/117
D468,387 S	*	1/2003	Ezell	D21/826
6,527,645 B1	*	3/2003	Cline	472/116
D524,895 S	*	7/2006	VanDeusen et al.	D21/820

* cited by examiner

Primary Examiner—Mitchell Siegel

(74) *Attorney, Agent, or Firm*—Workman Nydegger

(57) **CLAIM**

The ornamental design for playground equipment, as shown and described.

DESCRIPTION

FIG. 1 is a perspective view of the playground equipment; FIG. 2 is a front view of the playground equipment; FIG. 3 is a right side view of the playground equipment; and, FIG. 4 is a top view of the playground equipment.

1 Claim, 4 Drawing Sheets

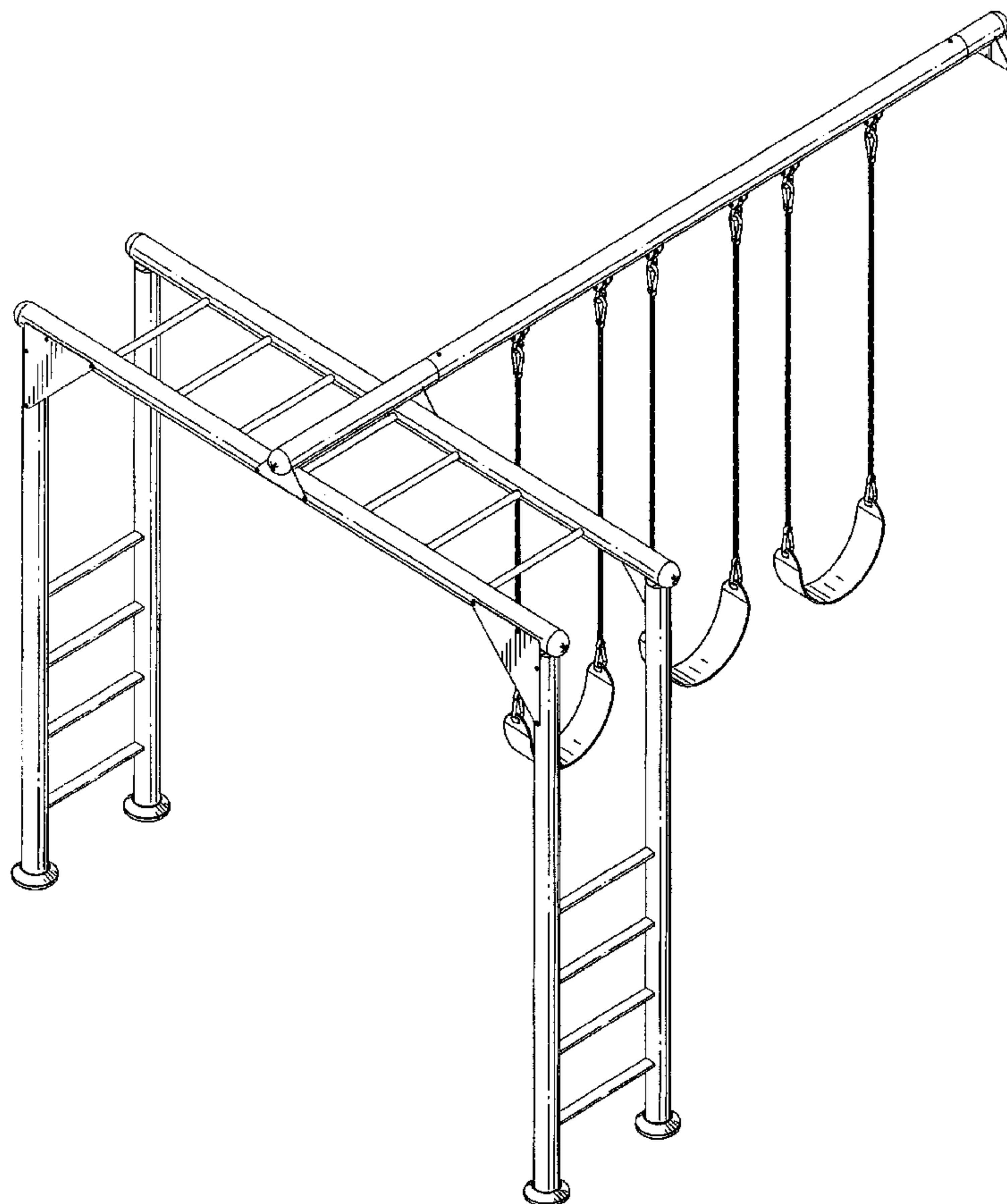
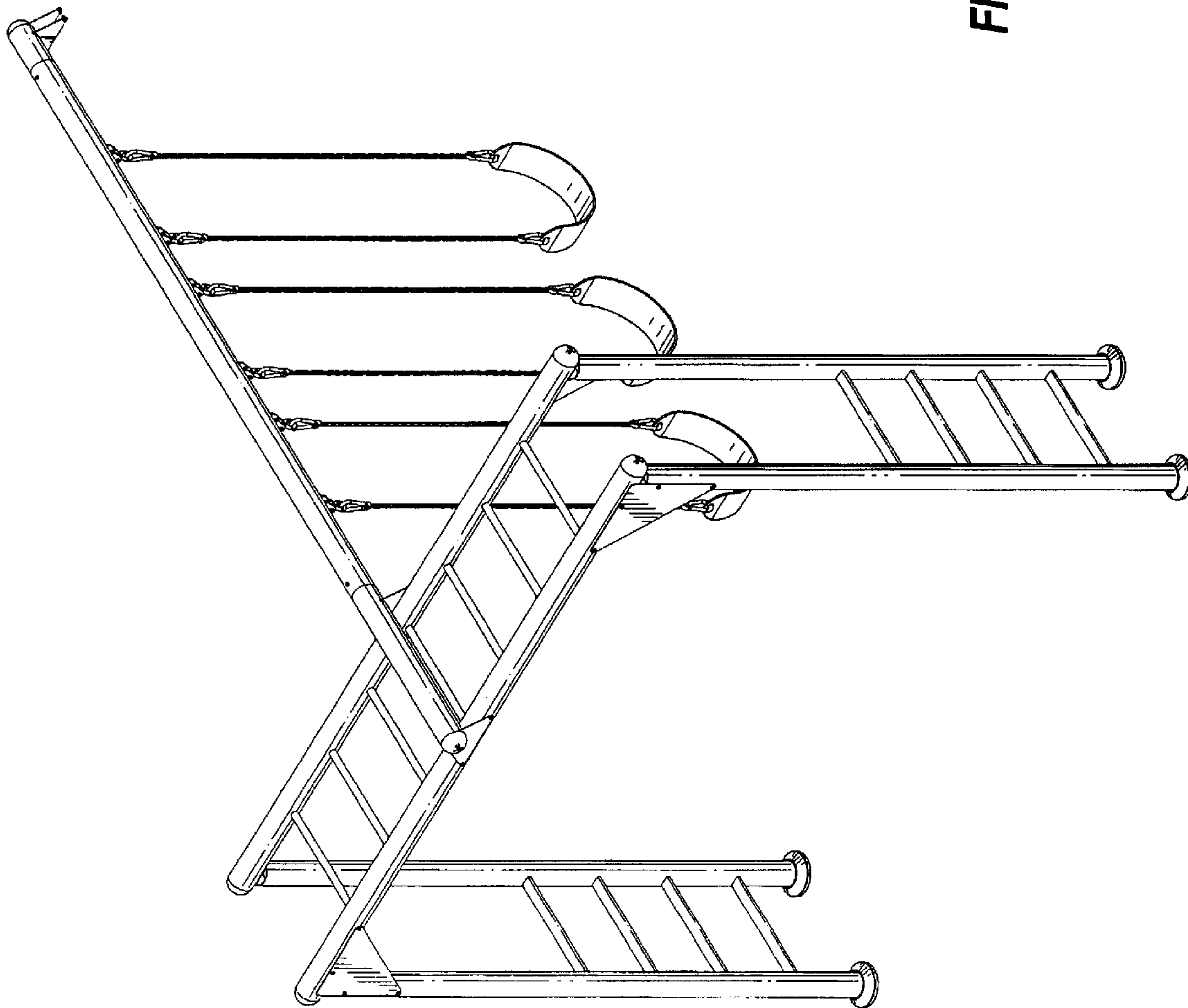


FIG. 1



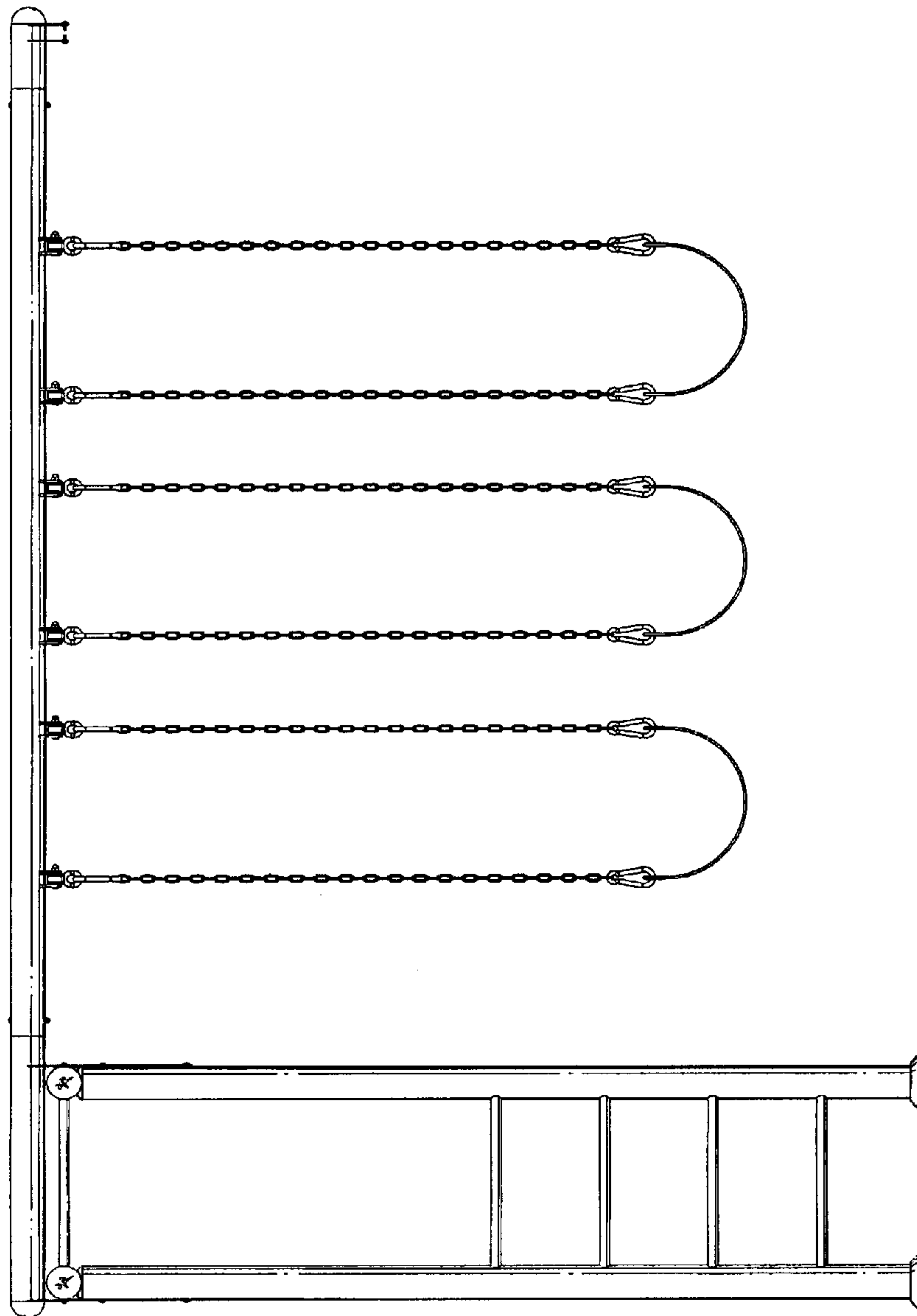


FIG. 2

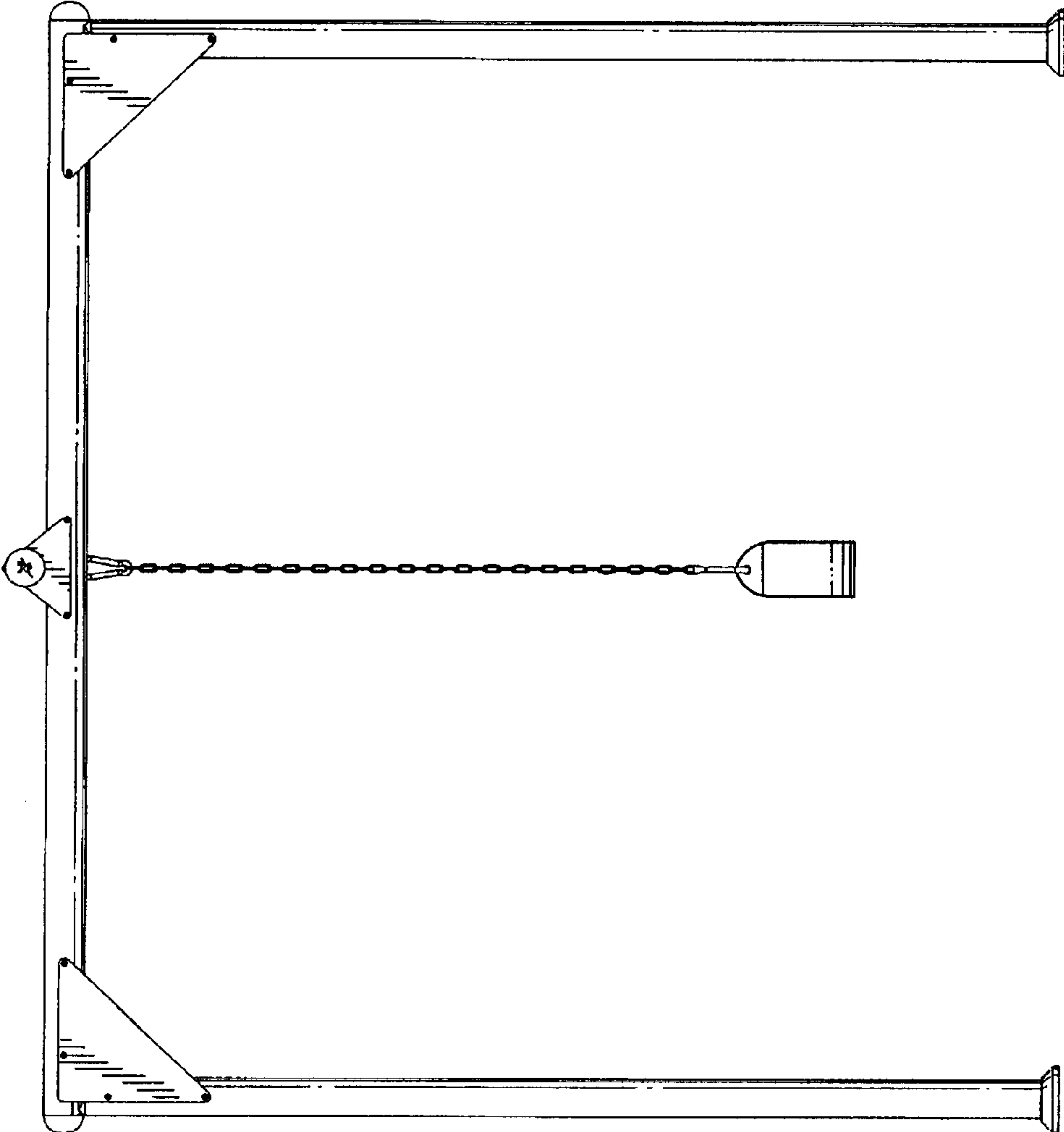


FIG. 3

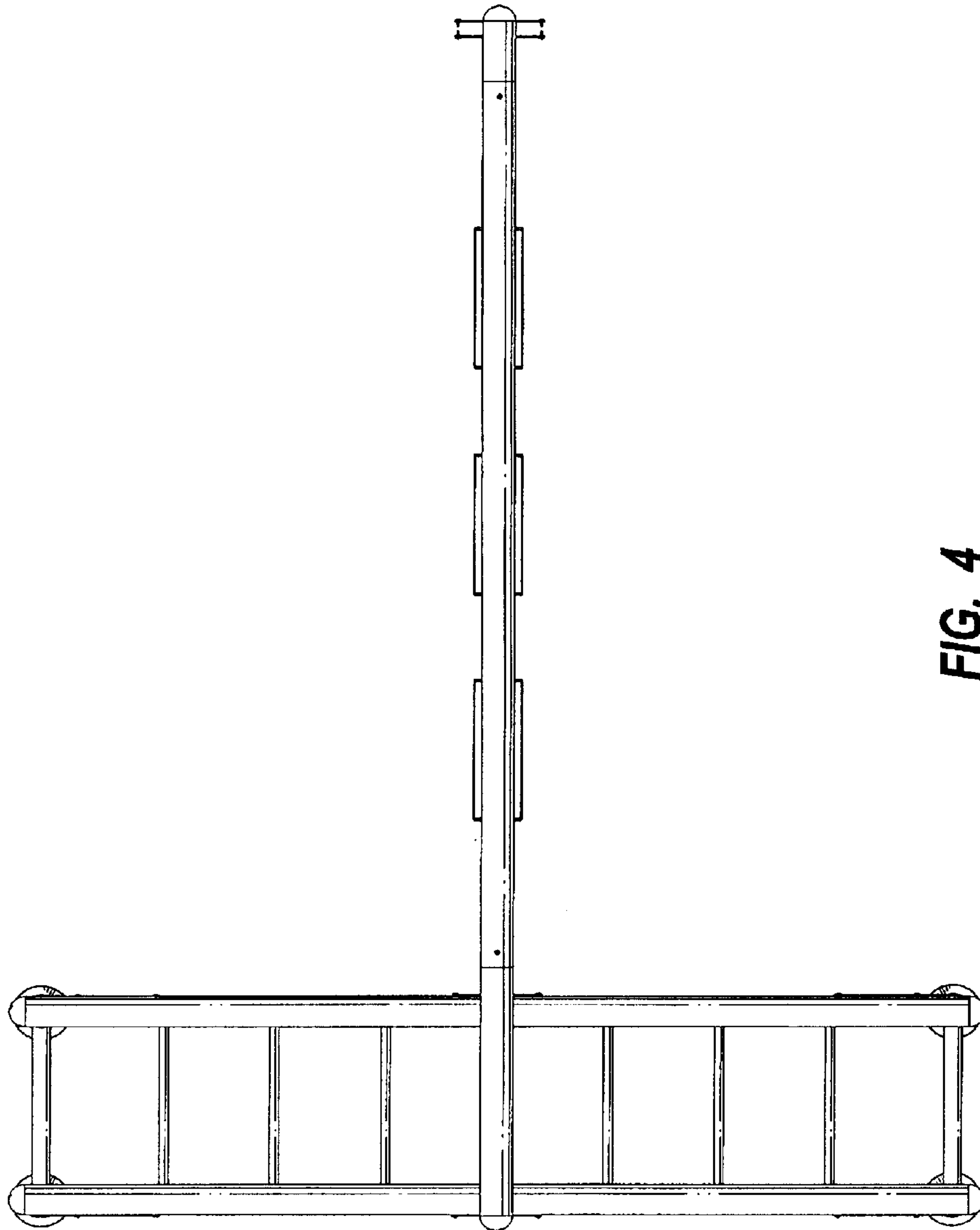


FIG. 4