



US00D536405S

(12) **United States Design Patent**
Freeman

(10) **Patent No.:** **US D536,405 S**

(45) **Date of Patent:** **** Feb. 6, 2007**

(54) **NET**

(76) **Inventor:** **Margie Duran Freeman**, 3200 Neri Rd., Granbury, TX (US) 76048

(**) **Term:** **14 Years**

(21) **Appl. No.:** **29/243,193**

(22) **Filed:** **Nov. 21, 2005**

(51) **LOC (8) Cl.** **21-03**

(52) **U.S. Cl.** **D21/811**

(58) **Field of Classification Search** D21/811,
D21/814, 818-828, 834, 839, 699; 482/35,
482/36; 472/128

See application file for complete search history.

(56) **References Cited**

U.S. PATENT DOCUMENTS

3,546,721 A	12/1970	Cleary	5/97
3,763,917 A	10/1973	Antinone	160/354
3,871,700 A	3/1975	Brownlee	296/26
4,044,813 A	8/1977	Emmons	160/369
4,100,957 A	7/1978	Shelton	160/328 R
4,852,194 A	8/1989	Langan	5/427
D330,741 S	* 11/1992	Matsch	D21/826
D330,742 S	* 11/1992	Matsch	D21/814
5,226,864 A	7/1993	Showers	482/35
D344,388 S	2/1994	Fellion	D34/35
5,323,835 A	6/1994	Bachmeier	160/89
5,597,028 A	1/1997	Rolf et al.	160/354
D382,618 S	* 8/1997	Gift	D21/814

5,820,471 A	* 10/1998	Briggs	472/128
D413,957 S	* 9/1999	Briggs	D21/826
6,209,614 B1	4/2001	Smoot	160/237
6,210,287 B1	4/2001	Briggs	472/128
D455,840 S	4/2002	Richardson	D25/53
D511,363 S	* 11/2005	Nicholson	D21/818

* cited by examiner

Primary Examiner—Mitchell Siegel

(74) *Attorney, Agent, or Firm*—Daren C. Davis; James E. Walton

(57) **CLAIM**

The ornamental design for a net, as shown and described.

DESCRIPTION

FIG. 1 is a front view of a first embodiment of a net according to the present invention;
 FIG. 2 is a top view of the net of FIG. 1;
 FIG. 3 is a bottom view of the net of FIG. 1;
 FIG. 4 is a left side view of the net of FIG. 1;
 FIG. 5 is a right side view of the net of FIG. 1;
 FIG. 6 is a rear view of the net of FIG. 1;
 FIG. 7 is a front view of a second embodiment of a net according to the present invention;
 FIG. 8 is a top view of the net of FIG. 7;
 FIG. 9 is a bottom view of the net of FIG. 7;
 FIG. 10 is a left side view of the net of FIG. 7;
 FIG. 11 is a right side view of the net of FIG. 7; and,
 FIG. 12 is a rear view of the net of FIG. 7.

1 Claim, 6 Drawing Sheets






FIG. 2




FIG. 1



FIG. 3



FIG. 4



FIG. 5




FIG. 6



FIG. 8




FIG. 7



FIG. 9



FIG. 10



FIG. 11




FIG. 12